Official NBA Development League Guide & Register

2010-11 Edition

Editor/Official NBA D-League Guide & Register
Joanna Shapiro

Contributing Editors/Official NBA D-League Guide & Register
Mark Broussard

CONTENTS

2010-11 Season..... 5
NBA Directories..... 6
NBA D-League Teams..... 7
NBA D-League Schedule..... 8
NBA D-League Key Dates..... 13
NBA D-League Executive Staff..... 14
2010-11 NBA D-League Team Information..... 21
NBA Affiliations..... 22
Austin Toros..... 24
Bakersfield Jam..... 26
Dakota Wizards..... 28
Erie BayHawks..... 30
Fort Wayne Mad Ants..... 32
Idaho Stampede..... 34
Iowa Energy..... 36
Maine Red Claws..... 38
New Mexico Thunderbirds..... 40
Reno Bighorns..... 42
Rio Grande Valley Vipers..... 44
Sioux Falls Skyforce..... 46
Springfield Amor..... 48
Texas Legends..... 50
Tulsa 66ers..... 52
Utah Flash..... 54
2009-10 Review..... 57
Year in Review..... 58
Regular Season Statistics..... 59
Regular Season Individual Leaders..... 60
Regular Season Individual Statistics,
Team by Team..... 61
Gatorade Call-Ups..... 69
NBA Assignments..... 69
Single Game Bests..... 70
Post Season Statistics..... 71
Postseason Individual Statistics,
Team by Team..... 72
Award Winners..... 74
Draft..... 75
All-Star Game..... 77
History..... 87
Regular Season Team by Team..... 80
Draft..... 82
All-Time Gatorade Call-Ups..... 91
All-Time NBA Assignments..... 94
Award Winners..... 97
Regualar Season, Team by Team..... 99
Posteason Results..... 100
All-Star Game 102
Records..... 107
Regular Season..... 108
Post Season..... 117
Finals..... 118
Miscellaneous Team..... 119
Coaching..... 120
Year by Year..... 123
2008-09..... 124
2007-08..... 126
2006-07..... 128
2005-06..... 130
2004-05..... 132
2003-04..... 134
2002-03..... 136
2001-02..... 137
Register..... 141
All-Time Alphabetical List..... 142
2009-10 Players..... 149
All-Time Gatorade Call-Ups..... 206
All-Time NBA Assignments..... 218
Media Directory..... 231

2010-11 SEASON

- NBA Directory
- NBA D-League Teams
- NBA D-League Schedule
- NBA D-League Key Dates

NBA DIRECTORIES

LEAGUE OFFICE

NATIONAL BASKETBALL ASSOCIATION
NBA ENTERTAINMENT
WOMEN'S NATIONAL BASKETBALL ASSOCIATION
NBA DEVELOPMENT LEAGUE

New York
Olympic Tower
645 Fifth Avenue
New York, NY 10022
Telephone: 212-407-8000
Fax: 212-832-3861

New Jersey
450 Harmon Meadow Boulevard
Secaucus, NJ 07094
Telephone: 201-865-1500
Fax: 201-865-2626

100 Plaza Drive
Secaucus, NJ 07094
Telephone: 201-865-1500
Fax: 201-974-5973

NBA Store
666 Fifth Avenue
New York, NY 10103
Telephone: (212) 515-6221
Fax: (212) 515-6249

NBA City
6068 Universal Boulevard
Orlando, FL 32819
Telephone: (407) 363-5919
Fax: (407) 370-3178

600 First Avenue North
Minneapolis, MC 55403-1416
Telephone: (612) 767-2960

EUROPE
Headquarters - NBA EMEA
125 Kesington High Street
London W8 5SF UK
Telephone: 011-44-20-7795-8921
Fax: 011-44-20-7795-8901

France
18 Rue Pasquier
75008, Paris, France
Telephone: 011-33-1-7841-4400
Fax: 011-33-1-7841-4327

Italy
Via Dogana 3
20123, Milano, Italy
Telephone: 011-39-02-8648-9361
Fax: 011-39-02-809-250

Spain
pq. Empresarial 'La Finca", Edif. 15A, 28223
Pozuelo de Alarcon
Madrid, Spain
Telephone: 001-34-91297-9700
Fax: 011-34-91799-5999

Turkey
Astoria Is Merkezi
Buyukdere Cad. No: 127 A Kule K:9
Esentepe 34394, Istanbul, Turkey
Telephone: 011-90-212-340-7600
Fax: 011-90-212-340-7601

AFRICA
Nelson Mandela Square, 2nd Floor, West Tower
Maude Street, Sandown
Johannesburg, South Africa
TEL: 011-27-11-881-5980
FAX: 011-27-11-881-5611

LATIN AMERICA
American Airlines Arena
601 Biscayne Boulevard
Miami, FL 33132
Telephone: 305-269-4100
Fax: 305-269-4139

Mexico
Jose Maria Castorena 324, Suite #206-207
Col. Cuajimalpa, Mexico, D.F. C.P. 05000
Telephone: 011-5255-813-6699/7000
Fax: 011-5255-812-7464

CANADA
40 Bay Street, Suite 400
Toronto, Ontario
Canada M5J 2X2
Telephone: 416-364-2030
Fax: 416-364-0205

ASIA/PACIFIC
China—Beijing
19th Floor, Office Tower 2
China Central Place
No 79 Jianguo Road
Chaoyang District
Beijing 100025, China
Telephone: 011-86-10-5200-8200
Fax: 011-86-10-5200-8202

China—Shanghai
Uniti 2703-08, 27/F,
Tower, 2, Plaza 66
1366 Nanjing West Road
Shanghai 200040, China
Telephone: 011-86-21-6137-2200
Fax: 011-86-21-6288-9920

Hong Kong
1207 Man Yee Building
68 Des Voeux Road Central
Central Hong Kong
Telephone: 011-852-2843-9600
Fax: 011-852-2536-4808

Japan
Aioi Insurance Shinjuku Bldg., 14th Floor
3-25-03 Yoyogi, Shibuya-ku
Tokyo, Japan 151-0053
Telephone: 011-813-5351-2411
Fax: 011-813-5351-2470

Korea
41F Gangnam Finance Center
737 Yeoksam-dong, Gangnam-gu
Seoul Korea 135-984
Telephone: 011-822-2008-4617
Fax: 011-822-2008-4618

NBA D-LEAGUE TEAM OFFICES

Austin Toros
12885 N. Highway 183, suite 207; Austin, TX 78750
Arena: Cedar Park Center
Tel: (512) 236-8333; Fax: (512) 236-8444
Media Relations Contact: Perri Travillion (ptravillion@austintoros.com)
NBA Affiliation: San Antonio

Bakersfield Jam
1400 Norris Road; Bakersfield, CA 93308
Tel: (661) 615-6550; Fax: (661) 615-6555
Arena: Bakersfield Jam Events Center
Media Relations Contacts: Christina Blanton (christina@bakersfieldjam.com)
NBA Affiliations: L.A. Clippers, L.A. Lakers

Dakota Wizards
315 South 5th St.; Bismarck, ND 58504
Tel: (701) 258-2255; Fax: (701) 255-7967
Arena: Bismarck Civic Center
Media Relations Contact: Scott Woodmansee (swoody@dakotawizards.com)
NBA Affiliations: Memphis, Washington

Erie BayHawks
110 East 8th Street; Erie, PA 16501
Tel: (814) 790-5600; Fax: (814) 790-5608
Arena: Tullio Arena
Media Relations Contact: Matt Bresee (matt.bresee@nbaerie.com)
NBA Affiliations: Cleveland, Toronto

Fort Wayne Mad Ants
1910 St. Joe Center Rd, suite 61; Fort Wayne, IN 46825
Tel: (260) 469-4667; Fax: (260) 469-4674
Arena: Allen County War Memorial Coliseum
Media Relations Contact: Heidi Busch (heidi@fortwaynehoops.com)
NBA Affiliations: Detroit, Indiana, Milwaukee

Idaho Stampede
233 South Capitol Blvd., suite 100; Boise, ID 83702
Tel: (208) 388-4667; Fax: (208) 388-3845
Arena: Qwest Arena
Media Relations Contact: Jinny Giery (jinny@idahostampede.com)
NBA Affiliations: Portland, Denver

Iowa Energy
833 5th Ave; Des Moines, Iowa 50309
Tel: (515) 462-2849; Fax: (515) 564-8551
Arena: Wells Fargo Arena
Media Relations Contacts: Chris Makris (cmakris@iowanba.com)
NBA Affiliations: Chicago, Phoenix

Maine Red Claws
413 Congress Street; Portland, ME 04101
Tel: 207-210-6655; Fax: 207-210-6659
Arena: Portland Exposition Building
Media Relations Contact: Jana Spaulding (jspaulding@maineredclaws.com)
NBA Affiliations: Boston, Charlotte

New Mexico Thunderbirds
3001 Civic Center Circle; Rio Rancho, NM 87144
Tel: (505) 265-3865; Fax: (505) 891-7350
Arena: Santa Ana Star Center
Media Relations Contact: Benjamin Gordon Goldstein (bgoldstein@nmtbirds.com)
NBA Affiliations: New Orleans, Orlando

Reno Bighorns
250 Evans Avenue; Reno, NV 89501
Tel: (775) 284-2622; Fax: (775) 284-8622
Arena: Reno Events Center
Media Relations Contact: TJ Lasita (tjlasita@nbareno.com)
NBA Affiliations: Golden State, Sacramento

Rio Grande Valley Vipers
4500 North 10th Street, suite 315; McAllen, TX 78504
Tel: (888) 748-6223; Fax: (956) 972-1150
Arena: Dodge Arena
Media Relations Contact: Jonah Goldberg (jgoldberg@rgvipers.com)
NBA Affiliations: Houston

Sioux Falls Skyforce
2131 South Minnesota Ave; Sioux Falls, SD 57105
Tel: (605) 332-0605; Fax: (605) 332-2305
Arena: Sioux Falls Arena
Media Relations Contact: Brett Hansen (brett@skyforceonline.com)
NBA Affiliations: Miami, Minnesota

Springfield Armor
1 Monarch Place, Suite 220; Springfield, MA 01144
Tel: (413) 746-3263; Fax: (413) 746-3262
Arena: MassMutual Center
Media Relations Contact: Nicole Hoffman (nhoffman@armorhoops.com)
NBA Affiliations: New Jersey, New York, Philadelphia

Texas Legends
2601 Avenue of the Stars, Suite 300; Frisco, TX 75215
Tel: (214) 469-0823; Fax: (214) 469-0823
Arena: Dr. Pepper Arena
Media Relations Contact: Malcolm Farmer (mfarmer@texlegends.com)
NBA Affiliations: Dallas

Tulsa 66ers
2727 E. 21st St., Suite 500; Tulsa, OK 74114
Tel: (918) 585-8444
Fax: (918) 398-6930
Arena: Tulsa Convention Center
Media Relations Contact: Mitch Heckart (mheckart@tulsa66ers.com
NBA Affiliations: Oklahoma City

Utah Flash
5017 N. Edgewood Dr.; Provo, UT 84604
Tel: (801) 434-4667
Fax: (801) 705-1823
Arena: McKay Events Center
Media Relations Contact: Drew Sellers (drew@utahflash.com)
NBA Affiliations: Atlanta, Utah

2010-11 NBA D-LEAGUE SCHEDULE

All times local

Friday, November 19

Austin	at	Maine	7:00 pm
Springfield	at	Erie	7:00 pm
Iowa	at	Dakota	7:00 pm
Tulsa	at	Bakersfield	7:00 pm

Saturday, November 20

Austin	at	Maine	7:00 pm
Springfield	at	Erie	7:00 pm
Dakota	at	Iowa	7:00 pm
New Mexico	at	Idaho	7:00 pm
Utah	at	Reno	7:00 pm
Tulsa	at	Bakersfield	7:00 pm

Sunday, November 21

Sioux Falls	at	Ft. Wayne	5:00 pm
Texas	at	Rio Grande Valley	5:00 pm
Utah	at	Reno	3:00 pm

Monday, November 22

Dakota	at	Iowa	7:00 pm

Tuesday, November 23

Sioux Falls	at	Ft. Wayne	7:00 pm

Friday, November 26

Maine	at	Springfield	7:00 pm
Erie	at	Ft. Wayne	7:30 pm
Iowa	at	Tulsa	7:00 pm
Sioux Falls	at	Dakota	7:00 pm
Texas	at	Idaho	7:00 pm
Utah	at	New Mexico	7:30 pm
Bakersfield	at	Reno	7:00 pm

Saturday, November 27

Maine	at	Springfield	12:00 pm
Rio Grande Valley	at	Austin	12:00 pm
Dakota	at	Sioux Falls	7:00 pm
Iowa	at	Tulsa	7:00 pm
Texas	at	Idaho	7:00 pm
Utah	at	New Mexico	7:30 pm
Bakersfield	at	Reno	7:00 pm

Sunday, November 28

Erie	at	Ft. Wayne	5:00 pm
Rio Grande Valley	at	Austin	5:00 pm

Tuesday, November 30

Austin	at	Texas	7:00 pm
Utah	at	Bakersfield	7:00 pm

Wednesday, December 1

Sioux Falls	at	Iowa	7:00 pm
Idaho	at	Reno	11:00 am

Thursday, December 2

Maine	at	Springfield	7:00 pm
Austin	at	Tulsa	7:00 pm

Friday, December 3

Ft. Wayne	at	Maine	7:00 pm
Iowa	at	Sioux Falls	7:00 pm
Rio Grande Valley	at	Texas	7:00 pm
Reno	at	Dakota	7:00 pm
Austin	at	Utah	7:00 pm
Erie	at	New Mexico	7:30 pm
Idaho	at	Bakersfield	7:00 pm

Saturday, December 4

Ft. Wayne	at	Springfield	7:00 pm
Reno	at	Sioux Falls	7:00 pm
Tulsa	at	Texas	7:00 pm
Erie	at	New Mexico	7:30 pm
Idaho	at	Bakersfield	7:00 pm

Sunday, December 5

Springfield	at	Maine	5:00 pm
Dakota	at	Iowa	4:00 pm
Rio Grande Valley	at	Tulsa	4:00 pm
Utah	at	Austin	5:00 pm

Monday, December 6

Idaho	at	Bakersfield	7:00 pm

Tuesday, December 7

New Mexico	at	Rio Grande Valley	10:30 am
Austin	at	Sioux Falls	7:00 pm
Erie	at	Utah	7:00 pm

Wednesday, December 8

New Mexico	at	Rio Grande Valley	7:00 pm
Dakota	at	Idaho	7:00 pm

Friday, December 10

Austin	at	Springfield	7:00 pm
Maine	at	Erie	7:00 pm
New Mexico	at	Iowa	7:00 pm
Tulsa	at	Sioux Falls	7:00 pm
Utah	at	Idaho	7:00 pm
Rio Grande Valley	at	Reno	7:00 pm
Dakota	at	Bakersfield	7:00 pm

Saturday, December 11

Austin	at	Springfield	12:00 pm
Maine	at	Erie	7:00 pm
Texas	at	Ft. Wayne	7:30 pm
Tulsa	at	Sioux Falls	7:00 pm
Utah	at	Idaho	7:00 pm
Rio Grande Valley	at	Reno	7:00 pm
Dakota	at	Bakersfield	7:00 pm

Sunday, December 12

Texas	at	Ft. Wayne	5:00 pm
New Mexico	at	Iowa	4:00 pm

Tuesday, December 14

Tulsa	at	Texas	7:00 pm

Wednesday, December 15

Bakersfield	at	Austin	7:30 pm
Reno	at	New Mexico	7:30 pm

Thursday, December 16

Idaho	at	Maine	7:00 pm
Ft. Wayne	at	Tulsa	7:00 pm

Friday December 17

Maine	at	Springfield	7:00 pm
Erie	at	Iowa	7:00 pm
Utah	at	Sioux Falls	7:00 pm

Ft. Wayne	at	Tulsa	7:00 pm
Bakersfield	at	Rio Grande Valley	7:00 pm
Texas	at	Dakota	7:00 pm
Reno	at	New Mexico	7:30 pm

Saturday, December 18

Idaho	at	Springfield	7:00 pm
Utah	at	Sioux Falls	7:00 pm
Bakersfield	at	Rio Grande Valley	7:00 pm
Texas	at	Dakota	7:00 pm

Sunday, December 19

Idaho	at	Maine	5:00 pm
Erie	at	Ft. Wayne	5:00 pm
Iowa	at	Tulsa	4:00 pm
Reno	at	Austin	5:00 pm

Monday, December 20

New Mexico	at	Rio Grande Valley	7:00 pm

Thursday, December 23

Maine	at	Iowa	7:00 pm

Saturday, December 25

Springfield	at	Ft. Wayne	7:30 pm
Erie	at	Iowa	7:00 pm
Dakota	at	Sioux Falls	7:00 pm

Sunday, December 26

Springfield	at	Maine	5:00 pm
Iowa	at	Ft. Wayne	5:00 pm
Texas	at	Rio Grande Valley	5:00 pm
Tulsa	at	Idaho	7:00 pm

Monday, December 27

Dakota	at	Erie	7:00 pm
Rio Grande Valley	at	Texas	7:00 pm

Tuesday, December 28

Dakota	at	Erie	7:00 pm
Iowa	at	Ft. Wayne	7:00 pm
Tulsa	at	Reno	7:00 pm
New Mexico	at	Bakersfield	7:00 pm

Thursday, December 30

Erie	at	Maine	7:00 pm
Tulsa	at	Austin	7:30 pm
Reno	at	Bakersfield	7:00 pm

Friday, December 31

Erie	at	Springfield	7:00 pm
Sioux Falls	at	Rio Grande Valley	7:00 pm
Iowa	at	Dakota	7:00 pm
Austin	at	New Mexico	7:30 pm

Saturday, January 1

Maine	at	Ft. Wayne	7:30 pm
Tulsa	at	Texas	7:00 pm
Sioux Falls	at	Rio Grande Valley	7:00 pm
Bakersfield	at	Utah	7:00 pm
Idaho	at	Reno	7:00 pm

Sunday, January 2

Erie	at	Springfield	5:00 pm
Maine	at	Ft. Wayne	5:00 pm
New Mexico	at	Texas	5:00 pm
Tulsa	at	Austin	5:00 pm
Idaho	at	Reno	3:00 pm

Monday, January 3

Iowa	at	Dakota	7:00 pm
Bakersfield	at	Utah	7:00 pm

Tuesday, January 4

Springfield	at	New Mexico	7:30 pm

Wednesday, January 5

Ft. Wayne	at	Tulsa	7:00 pm
Springfield	at	New Mexico	7:30 pm
Iowa	at	Reno	7:00 pm

Thursday, January 6

Dakota	at	Maine	7:00 pm

Friday, January 7

Sioux Falls	at	Erie	7:00 pm
Dakota	at	Maine	8:00 pm
Ft. Wayne	at	Tulsa	7:00 pm
Springfield	at	Texas	7:00 pm
Austin	at	Rio Grande Valley	7:00 pm
New Mexico	at	Idaho	7:00 pm
Reno	at	Utah	7:00 pm
Iowa	at	Bakersfield	7:00 pm

Saturday, January 8

Sioux Falls	at	Ft. Wayne	7:30 pm
Tulsa	at	Texas	7:00 pm
Austin	at	Rio Grande Valley	7:00 pm
New Mexico	at	Idaho	7:00 pm
Reno	at	Utah	7:00 pm
Iowa	at	Bakersfield	7:00 pm

Sunday, January 9

Maine	at	Erie	2:00 pm
Dakota	at	Springfield	5:00 pm

Monday, January 10

Sioux Falls	at	Tulsa	11:00 am
Utah	at	Iowa	1:45 pm
Texas	at	New Mexico	4:30 pm
Ft. Wayne	at	Rio Grande Valley	7:15 pm

Tuesday, January 11

Dakota	at	Austin	11:00 am
Springfield	at	Utah	1:45 pm
New Mexico	at	Maine	4:30 pm
Erie	at	Idaho	7:15 pm

Wednesday, January 12

Bakersfield	at	Ft. Wayne	11:00 am
Maine	at	Reno	1:45 pm
Tulsa	at	Dakota	4:30 pm
Rio Grande Valley	at	Erie	7:15 pm

Thursday, January 13

Idaho	at	Springfield	11:00 am
Reno	at	Sioux Falls	1:45 pm
Iowa	at	Texas	4:30 pm
Austin	at	Bakersfield	7:15 pm

Friday, January 14

Erie	at	Maine	8:00 pm
Ft. Wayne	at	Dakota	7:00 pm
Idaho	at	Utah	7:00 pm
Tulsa	at	New Mexico	7:30 pm

Saturday, January 15

Erie	at	Springfield	7:00 pm
Bakersfield	at	Sioux Falls	7:00 pm
Tulsa	at	New Mexico	7:30 pm
Texas	at	Reno	7:00 pm

Sunday, January 16

Ft. Wayne	at	Iowa	4:00 pm
Idaho	at	Dakota	3:00 pm
Texas	at	Reno	3:00 pm
Bakersfield	at	Sioux Falls	7:00 pm

Monday, January 17

Idaho	at	Dakota	7:00 pm

Tuesday, January 18

Erie	at	Springfield	7:00 pm
Bakersfield	at	Ft. Wayne	7:00 pm
Maine	at	Rio Grande Valley	7:00 pm
Austin	at	Utah	7:00 pm

Wednesday, January 19

Maine	**at**	**Rio Grande Valley**	**7:00 pm**

Thursday, January 20

Reno	at	Tulsa	7:00 pm
Austin	at	Idaho	7:00 pm

Friday, January 21

Bakersfield	at	Springfield	7:00 pm
Ft. Wayne	at	Erie	7:00 pm
New Mexico	at	Sioux Falls	7:00 pm
Maine	at	Texas	7:00 pm
Rio Grande Valley	at	Dakota	7:00 pm
Idaho	at	Utah	7:00 pm

Saturday, January 22

Bakersfield	at	Springfield	12:00 pm
Ft. Wayne	at	Erie	7:00 pm
Reno	at	Iowa	7:00 pm
New Mexico	at	Sioux Falls	7:00 pm
Texas	at	Tulsa	7:00 pm
Rio Grande, Valley	at	Dakota	7:00 pm
Austin	at	Utah	7:00 pm

Sunday, January 23

Reno	at	Iowa	4:00 pm

Monday, January 24

Maine	at	Texas	7:00 pm

Wednesday, January 26

Utah	at	Texas	7:00 pm
Reno	at	Austin	11:00 am

Thursday, January 27

Tulsa	at	Springfield	7:00 pm
New Mexico	at	Austin	7:30 pm

Friday, January 28

Erie	at	Maine	8:00 pm
Tulsa	at	Springfield	7:00 pm
Rio Grande Valley	at	Iowa	7:00 pm
Utah	at	Texas	7:00 pm
Ft. Wayne	at	Idaho	7:00 pm
Bakersfield	at	Reno	7:00 pm

Saturday, January 29

Rio Grande Valley	at	Iowa	7:00 pm
New Mexico	at	Austin	12:00 pm
Sioux Falls	at	Dakota	7:00 pm
Ft. Wayne	at	Idaho	7:00 pm
Bakersfield	at	Reno	7:00 pm

Sunday, January 30

New Mexico	at	Texas	3:00 pm
Tulsa	at	Maine	5:00 pm
Sioux Falls	at	Dakota	3:00 pm
Utah	at	Austin	5:00 pm

Monday, January 31

Ft. Wayne	at	Utah	7:00 pm

Tuesday, February 1

Iowa	at	Rio Grande Valley	7:00 pm
Texas	at	New Mexico	7:30 pm

Wednesday, February 2

Iowa	at	Rio Grande Valley	7:00 pm
Texas	at	New Mexico	7:30 pm
Springfield	at	Reno	7:00 pm

Thursday, February 3

Austin	at	Ft. Wayne	7:00 pm

Friday, February 4

Sioux Falls	at	Iowa	7:00 pm
Utah	at	Tulsa	7:00 pm
Maine	at	Dakota	7:00 pm
Reno	at	Idaho	7:00 pm
Rio Grande Valley	at	New Mexico	7:30 pm
Springfield	at	Bakersfield	7:00 pm

Saturday, February 5

Erie	at	Austin	12:00 pm
Utah	at	Iowa	7:00 pm
Ft. Wayne	at	Sioux Falls	7:00 pm
Tulsa	at	Texas	7:00 pm
Maine	at	Dakota	7:00 pm
Reno	at	Idaho	7:00 pm
Rio Grande Valley	at	New Mexico	7:30 pm
Springfield	at	Bakersfield	7:00 pm

Sunday, February 6

Erie	at	Texas	2:00 pm

Monday, February 7

Rio Grande Valley	at	Utah	7:00 pm

Tuesday, February 8

Maine	at	Sioux Falls	7:00 pm
Idaho	at	Dakota	7:00 pm

Thursday February 10

Maine	at	Springfield	7:00 pm
New Mexico	at	Erie	7:00 pm
Rio Grande Valley	at	Austin	7:30 pm

Friday February 11

Springfield	at	Maine	8:00 pm
Dakota	at	Iowa	7:00 pm
Idaho	at	Sioux Falls	7:00 pm
Utah	at	Tulsa	7:00 pm
Ft. Wayne	at	Reno	7:00 pm
Texas	at	Bakersfield	7:00 pm

Saturday, February 12

Rio Grande Valley	at	Austin	12:00 pm
New Mexico	at	Erie	7:00 pm
Dakota	at	Iowa	7:00 pm
Idaho	at	Sioux Falls	7:00 pm
Utah	at	Tulsa	7:00 pm
Ft. Wayne	at	Reno	7:00 pm
Texas	at	Bakersfield	7:00 pm

Sunday, February 13

Springfield	at	Maine	1:00 pm
New Mexico	at	Erie	2:00 pm

Monday, February 14

Austin	at	Utah	7:00 pm

Tuesday, February 15

Iowa	at	Sioux Falls	7:00 pm
Texas	at	Bakersfield	7:00 pm

Wednesday, February 16

Austin	at	Rio Grande Valley	7:00 pm
Bakersfield	at	Idaho	7:00 pm
Dakota	at	Utah	7:00 pm

Monday, February 21

Austin	at	Texas	7:00 pm
Idaho	at	Utah	7:00 pm

Tuesday, February 22

Springfield	at	Ft. Wayne	7:00 pm
Rio Grande Valley	at	Texas	7:00 pm

Thursday, February 24

Sioux Falls	at	Iowa	10:30 am
Rio Grande Valley	at	Maine	1:00 pm
Springfield	at	Ft. Wayne	7:00 pm
Erie	at	Tulsa	7:00 pm
New Mexico	at	Austin	7:30 pm

Friday, February 25

Sioux Falls	at	Iowa	7:00 pm
Erie	at	Texas	7:00 pm
Bakersfield	at	Idaho	7:00 pm
Reno	at	Utah	7:00 pm

Saturday, February 26

Rio Grande Valley	at	Springfield	12:00 pm
Texas	at	Tulsa	7:00 pm
Ft. Wayne	at	Dakota	7:00 pm
Bakersfield	at	Idaho	7:00 pm
New Mexico	at	Austin	7:30 pm

Sunday, February 27

Iowa	at	Erie	2:00 pm
Rio Grande Valley	at	Maine	5:00 pm
Ft. Wayne	at	Dakota	3:00 pm
Sioux Falls	at	Tulsa	4:00 pm
Utah	at	Reno	3:00 pm

Tuesday, March 1

Iowa	at	Erie	7:00 pm
Idaho	at	Sioux Falls	7:00 pm

Wednesday, March 2

Texas	at	Austin	7:30 pm
Bakersfield	at	New Mexico	7:30 pm

Thursday, March 3

Dakota	at	Maine	7:00 pm
Iowa	at	Springfield	7:00 pm
Reno	at	Ft. Wayne	7:00 pm
Idaho	at	Sioux Falls	7:00 pm
Texas	at	Austin	7:30 pm

Friday, March 4

Iowa	at	Maine	7:00 pm
Dakota	at	Springfield	7:00 pm
Tulsa	at	Erie	7:00 pm
Reno	at	Ft. Wayne	7:30 pm
New Mexico	at	Utah	7:00 pm
Rio Grande Valley	at	Bakersfield	7:00 pm

Saturday, March 5

Sioux Falls	at	Austin	12:00 pm
Tulsa	at	Erie	7:00 pm
New Mexico	at	Utah	7:00 pm
Rio Grande Valley	at	Bakersfield	7:00 pm

Sunday, March 6

Springfield	at	Maine	1:00 pm
Idaho	at	Iowa	4:00 pm
Reno	at	Dakota	3:00 pm

Monday, March 7

Reno	at	Dakota	7:00 pm

Tuesday, March 8

Springfield	at	Erie	11:00 am

Wednesday, March 9

Sioux Falls	at	Texas	7:00 pm

Thursday, March 10

Ft. Wayne	at	Springfield	7:00 pm
Maine	at	Erie	7:00 pm

Friday, March 11

Sioux Falls	at	Tulsa	7:00 pm
Austin	at	Texas	7:00 pm
Bakersfield	at	Idaho	7:00 pm
Dakota	at	New Mexico	7:30 pm
Utah	at	Reno	7:00 pm

Saturday, March 12

Ft. Wayne	at	Springfield	7:00 pm
Sioux Falls	at	Tulsa	7:00 pm
Austin	at	Texas	7:00 pm
Bakersfield	at	Idaho	7:00 pm
Dakota	at	New Mexico	7:30 pm
Utah	at	Reno	7:00 pm

Sunday, March 13

Ft. Wayne	at	Maine	5:00 pm
Erie	at	Iowa	4:00 pm

Monday, March 14

Sioux Falls	at	Rio Grande Valley	7:00 pm
Tulsa	at	Utah	7:00 pm

Tuesda, March 15

Sioux Falls	at	Rio Grande Valley	7:00 pm

Wednesday, March 16

Tulsa	at	Idaho	7:00 pm

Erie	at	Reno	7:00 pm

Thursday, March 17

Springfield	at	Ft. Wayne	7:00 pm

Friday, March 18

Texas	at	Maine	7:00 pm
Sioux Falls	at	Iowa	7:00 pm
Austin	at	Rio Grande Valley	7:00 pm
Dakota	at	Idaho	7:00 pm
Reno	at	Utah	7:00 pm
Tulsa	at	New Mexico	7:30 pm
Erie	at	Bakersfield	7:00 pm

Saturday, March 19

Springfield	at	Ft. Wayne	7:30 pm
Austin	at	Rio Grande Valley	7:00 pm
Dakota	at	Idaho	7:00 pm
Reno	at	Utah	7:00 pm
Tulsa	at	New Mexico	7:30 pm
Erie	at	Bakersfield	7:00 pm

Sunday, March 20

Texas	at	Maine	1:00 pm
Ft. Wayne	at	Iowa	4:00 pm
Springfield	at	Sioux Falls	7:00 pm

Monday, March 21

Idaho	at	Rio Grande Valley	7:00 pm

Tuesday, March 22

Erie	at	Ft. Wayne	7:00 pm
Springfield	at	Sioux Falls	7:00 pm
Austin	at	Tulsa	7:00 pm
Maine	at	Utah	7:00 pm
Bakersfield	at	New Mexico	7:30 pm

Wednesday, March 23

Idaho	at	Rio Grande Valley	7:00 pm
Iowa	at	Austin	7:30 pm
Sioux Falls	at	Dakota	7:00 pm
Bakersfield	at	New Mexico	7:30 pm

Thursday, March 24

Ft. Wayne	at	Erie	7:00 pm
Maine	at	Utah	7:00 pm

Friday, March 25

Iowa	at	Erie	7:00 pm
Reno	at	Sioux Falls	7:00 pm
Texas	at	Tulsa	7:00 pm

Saturday, March 26

Idaho	at	Austin	12:00 pm
New Mexico	at	Springfield	8:00 pm
Reno	at	Sioux Falls	7:00 pm
Rio Grande Valley	at	Tulsa	7:00 pm
Maine	at	Bakersfield	7:00 pm

Sunday, March 27

Iowa	at	Erie	2:00 pm
Rio Grande Valley	at	Texas	3:00 pm
New Mexico	at	Ft. Wayne	5:00 pm
Utah	at	Dakota	3:00 pm
Idaho	at	Austin	5:00 pm
Maine	at	Bakersfield	4:00 pm

Monday, March 28

Utah	at	Dakota	7:00 pm

Tuesday, March 29

Austin	at	Reno	7:00 pm

Wednesday, March 30

Bakersfield	at	Utah	7:00 pm

Thursday, March 31

Ft. Wayne	at	Maine	7:00 pm
Sioux Falls	at	Erie	7:00 pm
Texas	at	Austin	7:30 pm

Friday, April 1

Dakota	at	Tulsa	7:00 pm
Springfield	at	Rio Grande Valley	7:00 pm
Utah	at	Idaho	7:00 pm
Iowa	at	New Mexico	7:30 pm
Bakersfield	at	Reno	7:00 pm

Saturday, April 2

Maine	at	Erie	7:00 pm
Sioux Falls	at	Ft. Wayne	7:30 pm
Dakota	at	Tulsa	7:00 pm
Springfield	at	Rio Grande Valley	7:00 pm
Texas	at	Austin	7:30 pm
Utah	at	Idaho	7:00 pm
Iowa	at	New Mexico	7:30 pm
Reno	at	Bakersfield	7:00 pm

I

NBA D-LEAGUE KEY DATES

Date	Event
September 24	NBA Players participating in NBA Europe Live presented by EA Sports, NBA Mexico Game 2010 presented by HP and NBA China Games 2010 may report to their teams no earlier than 11 a.m. (local time)
September 27	NBA Training Camps open for all other teams
October 22	NBA Preseason Ends
October 25	NBA rosters set for opening day
October 26	2010-11 NBA regular season begins
November 1	NBA D-League Draft, 7 p.m. ET
November 6-8	NBA D-League players arrive in markets
November 9	NBA D-League training camps mandatory start date
Nov. 9 -18	NBA D-League training camps and preseason games (dates, locations, TBD)
November 18	NBA D-League 10-man opening day rosters set by 5 p.m. ET
November 19	2010-11 NBA D-League regular season begins
January 5	NBA 10-day contracts may be signed
January 10-13	NBA D-League Showcase (South Padre Island, TX)
January 10	NBA player contracts are guaranteed for remainder of the season
February 19	NBA D-League All-Star Game (Los Angeles, CA)
February 20	NBA All-Star Game (Los Angeles, CA)
April 2	2010-11 NBA D-League regular season ends
April 6	2011 NBA D-League Post-Season begins (earliest possible start date)
April 13	2010-11 NBA regular season ends
April 14	Rosters set for 2011 NBA Playoffs, 3 p.m. ET
April 16	2011 NBA Playoffs begin
April 24	NBA Early Entry Eligibility Deadline (11:59 p.m. ET)
May 17	2011 NBA Draft Lottery
June 2	2011 NBA Finals begin (possible move up to May31)
June 13	NBA Draft Early Entry Entrant Withdrawal Deadline (5:00 p.m. ET)
June 23	2011 NBA Draft

DAVID J. STERN

NBA Comissioner

David Stern leads a league that is a model for professional sports in league operations, public service, global marketing and digital technology.

Mr. Stern became the NBA's fourth commissioner on February 1, 1984. Prior to that, he served as the league's outside counsel from 1966 to 1978; as inside general counsel from 1978 to 1980; and as executive vice president of business and legal affairs from 1980 to 1984.

During Mr. Stern's tenure, the league has added seven franchises; enjoyed a twenty-fold increase in revenues; expanded its national television exposure dramatically; and launched the Women's National Basketball Association and the NBA Development League. Interest generated by the league's growing international initiatives has led to the televising of NBA games in 215 countries and territories in 41 languages. The NBA's games are nationally televised on TNT, ESPN, and ABC, as well as on NBA TV, which is currently available in more than 45 million homes in the United States. The leagues' websites attract more than 55 million unique visitors per month.

An intense commitment to social responsibility both in the United States and around the world has marked Mr. Stern's tenure as commissioner. In 2005, the league launched NBA Cares, a program through which the NBA, its players and teams have donated more than $140 million to charity, provided more than 1.1 million hours of hands-on service to communities around the world, and created more than 480 places where children and families can live, learn or play. NBA Cares supports a host of community outreach initiatives, including Read to Achieve, NBA FIT, Basketball without Borders, and a myriad of internationally recognized youth-serving programs that focus on education, youth and family development, and health-related causes. The NBA and its players have also supported, among other causes, volunteerism, child abuse prevention, drug abuse prevention, hunger relief, HIV/AIDS awareness, and the Special Olympics.

Mr. Stern is the chair emeritus of the Trustees of Columbia University and serves or has served on the boards of Beth Israel Medical Center, the Rutgers University Foundation, the National Association for the Advancement of Colored People, the Martin Luther King Jr. Federal Holiday Commission, the Thurgood Marshall Scholarship Fund, the Paley Center for Media, Jazz at Lincoln Center, and the Global Business Coalition on HIV/AIDS, Tuberculosis and Malaria. He is also a member of the Council on Foreign Relations. A native of New York City, Mr. Stern is a graduate of Rutgers University and Columbia Law School. He is married to Dianne Bock Stern, and they are the parents of two adult sons.

ADAM SILVER

NBA DEPUTY COMMISSIONER AND CHIEF OPERATING OFFICER

Through his business and leadership skills, Adam Silver has helped to establish the NBA as one of the world's preeminent sports leagues, as a model for global sports marketing organizations, and as one of the largest providers of sports programming in the world.

Silver became NBA Deputy Commissioner and Chief Operating Officer in July 2006 after his appointment was unanimously approved by the NBA Board of Governors. He assumed his role as the league's second-in-command following more than eight years as President and COO, NBA Entertainment.

Silver has been instrumental in many league accomplishments, including playing a key role in the negotiations of the league's last two television agreements, the last three collective bargaining agreements with the NBA Players Association, the development of the WNBA and NBA Development League, the partnership with Turner Broadcasting to jointly manage the NBA's digital assets, the formation of iHoops – a partnership with the NCAA on a wide-ranging initiative aimed at enhancing youth basketball programs in the U.S., and the creation of NBA China as a separately incorporated operating entity.

During Silver's tenure, the NBA has seen rapid expansion of its digital activities as NBA Entertainment launched NBA TV – the league's 24-hour television channel – and developed the NBA.com network, which consists of more than 60 unique Web sites, including NBA.com, WNBA.com, NBADLeague.com, team sites for the three leagues, and 13 international sections of NBA.com. Silver also oversees the NBA's and WNBA's game telecasts, which are carried in 215 countries and territories in 41 languages.

NBA Entertainment's Global Merchandising Group – responsible for the product development, merchandising, licensing, sales development, e-commerce, retail, and direct-to-consumer initiatives of the NBA and WNBA – has seen record growth during Silver's tenure, and sales of NBA and WNBA merchandise exceeded $3 billion at retail last year. Also under Silver's supervision are the Global Media Properties and Marketing Partnerships divisions, as well as the advertising sales of the league's extensive media inventory.

Silver has consistently been named one of the 100 Most Influential People in Sports by BusinessWeek, the Sporting News and the SportsBusiness Journal. He has also been recognized by Time Magazine and CNN on their list of Global Business Influentials, which features 20 of the world's leading corporate executives.

Silver joined the NBA in 1992 and previously served under Commissioner Stern as Special Assistant to the Commissioner; NBA Chief of Staff; Senior Vice President and COO, NBA Entertainment; and President and COO, NBA Entertainment.

Prior to joining the NBA, Silver was a litigation associate at the New York law firm of Cravath, Swaine & Moore, where he concentrated on media and antitrust cases. He also served as a law clerk to Federal District Court Judge Kimba Wood in New York City.

In addition to serving on the boards of NBA China, iHoops, the Partnership for a Drug-Free America, and the Duke University Library, Mr. Silver was appointed by Mayor Michael Bloomberg to the New York City Sports Development Corporation. He is also a member of the University of Chicago Law School Visiting Committee.

Silver graduated from Duke University and the University of Chicago Law School. He resides in New York City.

JOEL M. LITVIN, Esq.

President, League and Basketball Operations

As the NBA's President, League and Basketball Operations, Joel Litvin is responsible for the league's basketball, legal, player development, and security operations, as well as NBA Cares, the league's global outreach program. He is also the principal liaison between the Commissioner's Office and the NBA Board of Governors on matters such as collective bargaining, revenue sharing, franchise sales and relocations, and the league's ownership policies.

Litvin played a central role in the collective bargaining agreements the NBA reached with the National Basketball Players Association in 1995, 1999 and 2005, including the formulation of the first-ever escrow/tax system and various refinements of the Salary Cap. He was also the principal architect of the NBA's Revenue Assistance Plan, a subsidy program that provides assistance to low-revenue NBA teams.

Litvin oversaw relocation of the SuperSonics from Seattle to Oklahoma City, the Hornets from Charlotte to New Orleans and the Grizzlies from Vancouver to Memphis. He was the League's point person in dealing with the Hornets and public officials in both Louisiana and Oklahoma to relocate the Hornets to Oklahoma City following Hurricane Katrina. Litvin also manages the approval process for all team ownership transfers and borrowings.

Recently, Litvin administered the restructuring of the league's referee and basketball operations functions and established the NBA's new Referee Operations Department under General Ronald Johnson.

Litvin, 51, was the league's Executive Vice President, Legal and Business Affairs, from 2000 to 2006, serving as the League's chief legal officer and working with the Commissioner's Office and team owners on a broad range of league business and legal matters. He joined the NBA in 1988 as a staff attorney and held the titles of Assistant General Counsel, Vice President and Deputy General Counsel, and Senior Vice President and General Counsel.

Litvin began his professional career at the New York law firm of Willkie Farr & Gallagher, where he worked on several matters for Major League Baseball.

Litvin is a frequent lecturer on sports business and legal issues. A 1981 graduate of the Wharton School at the University of Pennsylvania, Litvin received his law degree from New York University, where he was a member of the Law Review.

He currently resides in Hastings-on-Hudson, New York with his wife Lisa, son Jesse, and daughter Jane.

DAN REED

PRESIDENT, NBA DEVELOPMENT LEAGUE

As President of the NBA Development League, Dan Reed is responsible for the league's business and basketball operations. Under Reed's leadership, the league has grown to an all-time high 16 teams, experienced strong growth in sponsorship revenues, established a national broadcast partnership with VERSUS and a relationship with AOL Fanhouse, and set record attendance last season, all while team valuations have quadrupled. Former NBA D-League players now make up 20 percent of all NBA players, with GATORADE Call-Ups reaching an all-time high during the 2009-10 season.

Reed spearheaded several innovative new initiatives to drive the league's growth, including the new Single Affiliation Partner program, which creates the opportunity for mutually beneficial, one-to-one relationships between NBA and NBA D-League teams; NBA FUTURECAST, which allows fans around the world to watch all NBA D-League games online; and NBA Dream Factory, which showcases the league's most talented players during NBA All-Star. In addition, Reed has overseen the successful expansion of the NBA D-League to the Northeast, attracting new teams in Portland, Maine; Springfield, Mass.; and Erie, Pa., in addition to new teams in Frisco, Texas and Reno, Nev. In 2009, Reed was recognized as a "40 Under 40 Rising Star" by Crain's New York Business.

Prior to joining the NBA D-League in 2007, Reed acted as Senior Director of Team Marketing and Business Operations with the NBA, where he was responsible for advising NBA teams on all aspects of their business operations, including ticket sales, sponsorship development, customer retention, and marketing. Reed was instrumental in the achievement of all-time records in overall attendance, ticket-sales revenue, season-ticket retention rates, sponsorship sales, and database growth for NBA teams. In addition, Reed played a leadership role in facilitating the successful return of the New Orleans Hornets to the city of New Orleans after Hurricane Katrina.

Prior to joining the NBA in 2004, Reed worked as a management consultant with A.T. Kearney in San Francisco and Washington, D.C., where he advised Fortune 500 companies and start-ups in more than 10 different industries on issues of corporate strategy, sales and marketing, and operations.

A Michigan native, Reed received his M.B.A. from Harvard Business School, and his bachelor's degree in economics and American studies from Northwestern University. In addition, Reed serves on the Advisory Board of the National Association for Black Sports Professionals. Reed is married to Afia Asamoah and resides in Brooklyn, N.Y.

STU JACKSON

Executive Vice President, Basketball Operations

Stu Jackson, the NBA's Executive Vice President, Basketball Operations, has been in professional basketball for more than a decade as an assistant coach, head coach, general manager, and league official. Jackson is the NBA executive in charge of all oncourt operations, including scheduling, game rules, conduct and discipline, as well as NBA Basketball Operations-International. He is also the chair of the Competition Committee, which recommends rules changes to the Board of Governors, and he serves on FIBA's Competition Commission, iHoops Board of Directors, and USAB's Board of Directors.

Jackson was the first person hired by the Vancouver Grizzlies when the franchise began operation in 1994, and he had a hand in shaping all aspects of the organization. Before joining the Grizzlies, Jackson coached at the University of Wisconsin, where he led the Badgers to their first NCAA Tournament berth and victory in more than 45 years. In two seasons, Jackson posted a 32-25 record.

Jackson previously worked in the league office as Director of Basketball Operations during the 1990-91 and 1991-92 seasons.

In 1989, at age 33, the New York Knicks named Jackson as the team's head coach. At the time, he was the second youngest head coach in NBA history. Jackson enjoyed a 52-45 record with the Knicks, upsetting the Boston Celtics in the first round of the 1990 Playoffs and leading the Knicks into the Eastern Conference semifinals, losing to the eventual NBA champion Detroit Pistons. Prior to becoming head coach, he worked for two years with the Knicks as an assistant to coach Rick Pitino.

Before joining the Knicks, Jackson was an associate coach and head recruiting coordinator under Pitino at Providence College from 1985 to 1987. He also worked as an assistant coach at Washington State from 1983 to 1985 and at the University of Oregon from 1981 through 1983.

Jackson played collegiate basketball at the University of Oregon for three years in the mid-1970s before transferring to Seattle University, where he graduated with a bachelor's degree in business administration and management in 1978.

Born and raised in Reading, Pa., Jackson now resides in New York.

CHRIS ALPERT

Vice President, Basketball Operations and Player Personnel, NBA Development League

Chris Alpert enters his 10th season with the NBA Development League and sixth as the Vice President of Basketball Operations and Player Personnel.

Alpert's dual role includes not only the oversight of all on-court policy and procedures, officiating and scheduling but also evaluating, recruiting and signing players for the NBA D-League. Prior to being promoted to his current position in 2005, he served two years as the NBA D-League's director of basketball operations. Following a standout basketball career at Davidson College where he was team captain as both a junior and senior, Alpert began his NBA career as a scout for the New York Knicks where, from 1997-2001, he scouted and evaluated prospective players across the United States and internationally. He filled a similar role for the Milwaukee Bucks before joining the NBA D-League staff in September of 2001. It was during these two stops that Alpert began to develop his reputation as a top notch talent evaluator.

Under his guidance, the NBA D-League has enjoyed tremendous on-the-court success, including an all-time high number of GATORADE Call-Ups during the 2009-10 season. Alpert played an integral role in the implementation of the NBA Affiliation & Assignment System prior to the 2005-06 season, which has since resulted in 140 players being assigned and recalled between NBA teams and their NBA D-League affiliates. The NBA D-League has also recorded 182 in-season call-ups to the NBA during Alpert's tenure.

His profile as one of the best talent evaluators in the NBA has been solidified by having signed numerous players for the NBA D-League who are currently on NBA rosters including Kelenna Azubuike (New York Knicks), Matt Carroll (Charlotte Bobcats), Sundiata Gaines (Utah Jazz), Alonzo Gee (San Antonio Spurs), Kenny Hasbrouck (Miami Heat), Michael Harris (Houston Rockets), Chuck Hayes (Houston Rockets), Othyus Jeffers (Utah Jazz), Curtis Jerrells (San Antonio Spurs), Dwayne Jones (Phoenix Suns), Oliver Lafayette (Boston Celtics), Jamario Moon (Cleveland Cavaliers), Garrett Temple (San Antonio Spurs), Von Wafer (Boston Cetlics), C.J. Watson (Chicago Bulls) and Reggie Williams (Golden State Warriors).

A 1996 graduate of Davidson with a bachelor's degree in History, Alpert was the recipient of numerous awards including the prestigious Thomas D. Sparrow and Helen Devane Carnegie Awards. Alpert also served two years as a member of the Davidson Student-Athlete Athletic Advisory Committee.

A Long Island, N.Y. native, Alpert currently resides in Manhattan.

2009-10 NBA DEVELOPMENT LEAGUE TEAM INFORMATION

- NBA Affiliations
Team Directories
- Team-by-Team Schedules
- 2008-09 Team Highlights

NBA AFFILIATIONS

NBA D-League Team	NBA Parent Club
AUTIN TOROS	NBA AFFILIATE: SAN ANTONIO SPURS
BAKERSFIELD JAM	NBA AFFILIATES: LOS ANGELES CLIPPERS, LOS ANGELES LAKERS
DAKOTA WIZARDS	NBA AFFILIATES: MEMPHIS GRIZZLIES, WIZARDS
ERIE BAYHAWKS	NBA AFFILIATES: CLEVELAND CAVALIERS, TORONTO RAPTORS
FORT WAYNE MAD ANTS	NBA AFFILIATES: DETROIT PISTONS, INDIANA Pacers, MILWAUKEE BUCKS
IDAHO STAMPEDE	NBA AFFILIATES: DENVER NUGGETS, PORTLAND TRAIL BLAZERS
IOWA ENERGY	NBA AFFILIATES: CHICAGO BULLS, PHOENIX SUNS
MAINE RED CLAWS	NBA AFFILIATES: BOSTON CELTICS, CHARLOTTE BOBCATS

NBA AFFILIATIONS

NBA D-League Team	NBA Parent Club
NEW MEXICO THUNDERBIRDS	NBA AFFILIATES: ORLANDO MAGIC, NEW ORLEANS HORNETS
RENO BIGHORNS	NBA AFFILIATES: GOLDEN STATE WARRIORS, SACRAMENTO KINGS
RIO GRANDE VALLEY VIPERS	NBA AFFILIATE: HOUSTON ROCKETS
SIOUX FALLS SKYFORCE	NBA AFFILIATES: MIAMI HEAT, MINNESOTA TIMBERWOLVES
SPRINGFIELD ARMOR	NBA AFFILIATES: NEW JERSEY NETS, NEW YORK KNICKS, PHILADELPHIA 76ERS
TEXAS LEGENDS	NBA AFFILIATE: DALLAS MAVERICKS
TULSA 66ERS	NBA AFFILIATE: OKLAHOMA CITY THUNDER
UTAH FLASH	NBA AFFILIATES: ATLANTA HAWKS, UTAH JAZZ

AUSTIN TOROS

Western Conference

2010-11 SEASON

NOVEMBER

SUN	MON	TUE	WED	THU	FRI	SAT
					19 @ MNE	20 @ MNE
21	22	23	24	25	26	27 RGV
28 RGV	29	30 @ TEX				

DECEMBER

SUN	MON	TUE	WED	THU	FRI	SAT
			1	2 @ TUL	3 @ UTA	4
5 UTA	6	7 @ SXF	8	9	10 @ SPG	11 @ SPG
12	13	14	15 BAK	16	17	18
19 RNO	20	21	22	23	24	25
26	27	28	29	30 TUL	31 @ NMX	

JANUARY

SUN	MON	TUE	WED	THU	FRI	SAT
						1
2 TUL	3	4	5	6	7 @ RGV	8@ RGV
9	10	11 DAK	12	13 @ BAK	14	15
16	17	18 @ UTA	19	20 @ IDA	21	22 @ UTA
23	24	25	26 RNO	27 NMX	28	29 NMX
30 UTA	31					

Shaded indicates 2011Showcase Game

FEBRUARY

SUN	MON	TUE	WED	THU	FRI	SAT
		1	2	3 @ FWN	4	5 ERI
6	7	8	9	10 RGV	11	12 RGV
13	14 @ UTA	15	16 @ RGV	17	18	19
20	21 @ TEX	22	23	24 NMX	25	26 NMX
27	28					

MARCH

SUN	MON	TUE	WED	THU	FRI	SAT
		1	2 TEX	3 TEX	4	5 SXF
6	7	8	9	10	11 @ TEX	12 @ TEX
13	14	15	16	17	18 @ RGV	19 @ RGV
20	21	22 @ TUL	23 IWA	24	25	26 IDA
27 IDA	28	29 @ RNO	30	31 TEX		

APRIL

SUN	MON	TUE	WED	THU	FRI	SAT
					1	2 TEX

TEAM INFORMATION

Team Address.....12885 N. Highway 183, Suite 207
Austin, TX 78750

Business Phone.....512-236-8333

Business Fax.....512-236-8444

Ticket Information.....512-236-8333

Website.....www.austintoros.com

Arena (Capacity).....Cedar Park Center (4,672)

Arena Address.....2100 Avenue of the Stars
Cedar Park, TX 78613

TEAM DIRECTORY

Chairman and CEO, Spurs Sports & Entertainment.....Peter Holt

Head Coach and president, Spurs Basketball.....Greg Popovich

Spurs General Manager and President of Sports Franchises.....RC Buford

Toros Chief Operating Officer.....Peter Lubell

Head Coach.....Brad Jones

Assistant Coach.....Taylor Jenkins

Assistant Coach.....Alex Lloyd

Athletic Trainer.....Dice Yamaguchi

Manager, Media and Community Relations.Perri Travillion

Manager, Business and Game Operations..Jolene Slama

Coordinator,Operations .....Maegan Barth

Senior Account Executive.....P.J.Todd

Account Executive.....Brian Hopkins

Account Executive.....Colby Edgmon

Account Executive.....Allen Schlesinger

Peter Lubell

Brad Jones

BROADCAST INFORMATION

Radio: 104.9, KTXX- FM; 1530, KZNX-AM, ESPN Austin

Studio Number: 512-477-3776

2009-10 REVIEW

REGULAR SEASON RESULTS

November

27	RIO GRANDE VALLEY	W	93-82	1-0
28	RIO GRANDE VALLEY	L	102-109	1-1

December

1	TULSA	W	97-79	2-1
2	TULSA	L	90-92	2-2
4	Albuquerque	L	110-119	2-3
5	Albuquerque	W	104-103	3-3
8	RIO GRANDE VALLEY	L	88-97	3-4
9	ALBUQUERQUE	W	109-104	4-4
11	BAKERSFIELD	W	115-99	5-4
15	Albuquerque	W	110-104	6-4
18	Albuquerque	W	106-99	7-4
26	Rio Grande Valley	L	95-99	7-5
30	Rio Grande Valley	L	112-114	7-6

January

5	Iowa	L	93-116	7-7
6	SIOUX FALLS	W	127-94	8-7
8	Idaho	L	110-131	8-8
9	Idaho	W	105=89	9-8
14	Tulsa	L	95-103	9-9
19	ERIE	W	121-113	10-9
20	FORT WAYNE	W	133-124^	11-9
22	Maine	W	126-114^	12-9
23	Springfield	W	114-107	13-9
28	LOS ANGELES	W	119-103	14-9
29	LOS ANGELES	W	115-111	15-9

February

2	RENO	L	97-109	15-10
3	RENO	W	115-106	16-10
6	Springfield	W	114-98	17-10
8	Springfield	W	132-101	18-10
10	Maine	W	98-86	19-10
18	Los Angeles	L	107-111	19-11
19	Bakersfield	W	118-116	20-11
21	Bakersfield	W	109-108	21-11
27	BAKERSFIELD	L	96-107	21-11
28	SPRINGFIELD	W	111-108^	22-12

March

2	TULSA	L	88-100	22-13
9	Rio Grande Valley	L	85-100	22-14
10	Rio Grande Valley	W	95-90	23-14
14	Dakota	L	73-91	23-15
15	Dakota	W	114-113	25-15
19	Bakersfield	L	108-120	25-16
20	Bakersfield	W	118-113^	26-16
23	SPRINGFIELD	W	118-109^	27-16
24	SPRINGFIELD	W	118-99	28-16
27	BAKERSFIELD	W	111-92	29-16
28	BAKERSFIELD	W	122-110	30-16
30	LOS ANGELES	W	101-94	31-16
31	TULSA	L	104-109	31-17

April

2	UTAH	L	115-120	31-18
3	UTAH	W	104-94	32-18

POSTSEASON RESULTS

April

8	Dakota	W	98-96$	1-0
10	DAKOTA	L	96-106$	1-1
11	DAKOTA	W	102-90$	2-1
17	RIO GRANDE VALLEY	W	122-120*	3-1
19	Rio Grande Valley	L	110-137*	3-2
21	Rio Grande Valley	L	98-99*	3-3

CAPS indicates home contest
^ indicates overtime
$ indicates Quarter-Finals
* Indicates Semi-Finals

TOP 2009-10 INDIVIDUAL PERFORMANCES

Points: 42, Malik Hairston (at Maine, 1/22)
Field Goals Made: 16, Malik Hairston (at Maine, 1/22)
Free Throws Made: 14, Dwayne Jones (vs. Springfield, 2/28); Malik Hairston (at Springfield, 1/23); Curtis Jerrells (vs. Utah, 4/3)
3-Pointers Made: 6, Lewis Clinch (at Dakota, 3/15)
Rebounds: 27, Dwayne Jones (at Bakersfield, 3/20)
Assists: 14, Curtis Jerrells (vs. Bakersfield, 3/27)
Steals: 6, Curtis Jerrells (vs. Rio Grande Valley, 11/28)
Blocks: 7, Dwayne Jones (at Rio Grande Valley, 12/26)

TOP TEAM PERFORMANCES

Points: 133 (vs. Fort Wayne, 1/20)
Field Goals Made: 50 (at Springfield, 2/8)
Free Throws Made: 39 (at Springfield, 1/23)
3-Pointers Made: 15 (at Dakota, 3/15)
Rebounds: 57 (at Rio Grande Valley, 12/26)
Assists: 29 (at Los Angeles, 1/28)
Steals: 17 (vs. Tulsa, 3/2)
Blocks: 11 (at Maine, 2/10)

2009-10 NBA ASSIGNED PLAYERS

PLAYER	NBA TEAM	STATS		
Curtis Jerrells	San Antonio	7g	20.6ppg	4.1rpg
Alonzo Gee	San Antonio	did not play on assignment		

NOTE: Statistics are only representative of the time a player was on assignment and include regular season stats only

2009-10 HIGHLIGHTS

The Toros matched their franchise regular season record of 32 wins before heading to their third playoff appearance under head coach Quin Snyder. Three Toros received GATORADE Call-Ups during the season: Alonzo Gee (Wizards, Spurs) Curtis Jerrells (Spurs) and Dwayne Jones (Suns), while The San Antonio Spurs assigned Malik Hairston, Jerrells and Gee to the Toros. The Trio of future Call-Ups was selected to play in the 2010 D-League All-Star game, wihle Gee also participated in the Haier Slam Dunk Contest and Jerrells competed in the Haier Shooting Stars Competition. A number of Toros earned postseason accolades: guard Alonzo Gee was named Rookie of the Year as well as to the Second Team All-NBA D-League. Dwayne Jones, who set an NBA D-League regular-season record with 770 rebounds, was named to the First Team All-NBA D-League, while Jerrells was named Third Team All-NBA D-League

ALL-TIME PLAYER CALL-UPS

YEAR	PLAYER	NBA TEAM
05-06	Marcus Fizer	Seattle/New Orleans
05-06	Derrick Zimmerman	New Jersey
07-08	Marcus Williams	San Antonio/L.A. Clippers
07-08	Keith Langford	San Antonio
07-08	DerMarr Johnson	San Antonio
07-08	Andre Barrett	L.A. Clippers
08-09	Pops Mensah-Bonsu	San Antonio
08-09	DeMarcus Nelson	Chicago
08-09	Malik Hairston	San Antonio
08-09	Marcus Williams	San Antonio
09-10	Alonzo Gee	Washington/San Antonio
09-10	Curtis Jerrells	San Antonio
09-10	Dwayne Jones	Phoenix

BAKERSFIELD JAM

Western Conference

2010-11 SEASON

NOVEMBER

SUN	MON	TUE	WED	THU	FRI	SAT
					19 TUL	20 TUL
21	22	23	24	25	26 @ RNO	27 @ RNO
28	29	30 UTA				

DECEMBER

SUN	MON	TUE	WED	THU	FRI	SAT
			1	2	3 IDA	4 IDA
5	6 IDA	7	8	9	10 DAK	11 DAK
12	13	14	15 @ AUS	16	17 @ RGV	18 @ RGV
19	20	21	22	23	24	25
26	27	28 NMX	29	30 RNO	31	

JANUARY

SUN	MON	TUE	WED	THU	FRI	SAT
						1 @ UTA
2	3 @ UTA	4	5	6	7 IWA	8 IWA
9	10	11	12 @ FWN	13 AUS	14	15 @ SXF
16 @ SXF	17	18 @ FWN	19	20	21 @ SPG	22 @ SPG
23	24	25	26	27	28 @ RNO	29 @ RNO
30	31					

FEBRUARY

SUN	MON	TUE	WED	THU	FRI	SAT
		1	2	3	4 SPG	5 SPG
6	7	8	9	10	11 TEX	12 TEX
13	14	15 TEX	16 @ IDA	17	18	19
20	21	22	23	24	25 @ IDA	26 @ IDA
27	28					

MARCH

SUN	MON	TUE	WED	THU	FRI	SAT
		1	2 @ NMX	3	4 RGV	5 RGV
6	7	8	9	10	11 @ IDA	12 @ IDA
13	14	15	16	17	18 ERI	19 ERI
20	21	22 @ NMX	23 @ NMX	24	25	26 MNE
27 MNE	28	29	30 @ UTA	31		

APRIL

SUN	MON	TUE	WED	THU	FRI	SAT
					1 @ RNO	2 RNO

TEAM INFORMATION

Team Address.....1400 Norris Road
Bakersfield, CA 93308

Business Phone.....661-615-6550

Ticket Information.....661-615-6550

Website.....www.bakersfieldjam.com

Arena (Capacity).....Bakersfield Jam Events Center (550)

Arena Address.....1400 Norris Road
Bakersfield, CA 93308

TEAM DIRECTORY

Majority Owner..... Stan Ellis

Managing Partner.....David Higdon

Senior Consulant.....Gary (Bear) Hunter

Vice President, Operations & Administration.....Christina Blanton

Vice President, Sales & Community Partnerships.....Teresa Houston

Head Coach.....Will Voigt

Assistant Coach..... Mark Strickland

Assistant Coach..... Greg Minor

Director, Basketball Operations.....Chris Leazier

Assistant Coach & Assistant, Basketball Operations.....Reggie Cotton

Intern, Basketball Operations..... Jeff Christensen

Stan Ellis

David Higdon

Will Voigt

2009-10 REVIEW

REGULAR SEASON RESULTS

November

27	Albuquerque	L	81-102	0-1
30	Los Angeles	L	82-87	0-2

December

3	UTAH	L	92-112	0-3
5	UTAH	L	99-104	0-4
9	Los Angeles	L	97-110	0-5
11	Austin	L	99-115	0-6
13	Reno	L	88-109	0-7
15	Reno	L	90-98	0-8
18	IDAHO	L	103-117	0-9
19	IDAHO	W	107-80	1-9
22	Los Angeles	L	102-105^	1-10
26	Maine	L	82-105	1-11
27	Maine	W	115-98	2-11
29	Erie	L	78-91	2-12
30	Fort Wayne	W	96-92	3-12

January

6	Rio Grande Valley	L	107-115	3-13
7	IOWA	L	91-96	3-14
9	LOS ANGELES	W	110-102	4-14
14	UTAH	L	88-109	4-15
16	LOS ANGELES	L	96-103	4-16
17	UTAH	L	93-97	4-17
20	Albuquerque	L	102-117	4-18
22	Albuquerque	W	104-96	5-18
24	MAINE	L	104-106	5-19
29	Idaho	W	137-116	6-19
30	Idaho	L	115-123	6-20

February

2	LOS ANGELES	W	102-100	7-20
3	LOS ANGELES	L	122-125	7-21
6	TULSA	W	112-111^	8-21
9	Dakota	L	101-105	8-22
10	Dakota	L	100-109	8-23
19	AUSTIN	L	116-118	8-24
21	AUSTIN	L	108-109	8-25
23	ALBUQUERQUE	W	102-97	9-25
27	Austin	W	107-96	10-25
28	Rio Grande Valley	L	135-146	10-26

March

2	Los Angeles	L	109-112	10-27
5	RIO GRANDE VALLEY	L	106-124	10-28
6	RIO GRANDE VALLEY	W	116-114	11-28
9	RENO	W	118-112	12-28
12	SPRINGFIELD	W	104-86	13-28
13	SPRINGFIELD	W	132-96	14-28
16	Los Angeles	W	117-112	15-28
19	AUSTIN	W	120-108	16-28
20	AUSTIN	L	113-118^	16-29
25	Tulsa	W	120-109	17-29
27	Austin	L	92-111	17-30
28	Austin	L	110-122	17-31

April

2	SIOUX FALLS	L	110-123	17-32
2	SIOUX FALLS	L	95-112	17-33

CAPS indicates home contest
^ indicates overtime

TOP INDIVIDUAL PERFORMANCES

Points: 41, Trey Johnson (at Austin, 3/28)
Field Goals Made: 13, Jared Newson (vs. Utah, 12/5); Will Daniels (at Los Angeles, 3/2); Trey Johnson (at Austin 3/28)
Free Throws Made: 13, Trey Johnson (at Austin, 3/28)
3-Pointers Made: 6, Brian Butch (vs. Springfield, 3/12); Blake Ahearn (at Idaho, 1/29); John Wiliams (at Reno 12/15)
Rebounds: 24, Brian Butch (vs. Albuquerque, 2/23)
Assists: 20, Trey Johnson (vs. Rio Grande Valley, 3/6)
Steals: 5, Jeremy Wise (at Reno, 12/13)
Blocks: 5, Tyrelle Blair (at Reno, 12/13)

SEASON HIGHLIGHTS

Finished the season with a 17-33 record... First-year head coach Will Voigt inspired consistent improvement out of a talented young core that included Jeremy Wise, Brian Butch, Will Daniels and Alade Aminu, leading the team to a 7-7 record for the last month-plus of the season after beginning the year 0-9... Butch posted an MVP performance in the 2010 NBA D-League All-Star Game in Dallas... Butch and Aminu both earned GATORADE Call-Ups, to the Denver Nuggets and Miami Heat, respectively... The Jam also garnered national attention for its innovative new business model, centered around the brand new, 750-seat, state-of-the-art Bakersfield Jam Events Center.

TOP TEAM PERFORMANCES

Points: 137 (at Idaho, 1/29)
Field Goals Made: 52 (vs. Reno, 3/9)
Free Throws Made: 35 (at Rio Grande Valley, 2/28; at Los Angeles, 3/16)
3-Pointers Made: 15 (at Idaho, 1/29)
Rebounds: 60 (at Idaho, 1/29)
Assists: 36 (vs. Los Angeles 1/9)
Steals: 14 (vs. Springfield, 3/13)
Blocks: 8, four times

ALL-TIME PLAYER CALL-UPS

YEAR	PLAYER	NBA TEAM
06-07	Kevinn Pinkney	Boston
08-09	Trey Johnson	Cleveland
09-10	Alade Aminu	Miami
09-10	Brian Butch	Denver

DAKOTA WIZARDS

Eastern Conference

2010-11 SEASON

NOVEMBER

SUN	MON	TUE	WED	THU	FRI	SAT
					19 IWA	20 @ IWA
21	22 @ IWA	23	24	25	26 SXF	27 @ SXF
28	29	30				

DECEMBER

SUN	MON	TUE	WED	THU	FRI	SAT
			1	2	3 RNO	4
5 @ IWA	6	7	8 @ IDA	9	10 @ BAK	11 @ BAK
12	13	14	15	16	17 TEX	18 TEX
19	20	21	22	23	24	25 @ SXF
26	27 @ ERI	28 @ ERI	29	30	31 IWA	

JANUARY

SUN	MON	TUE	WED	THU	FRI	SAT
						1
2	3 IWA	4	5	6 @ MNE	7 @ MNE	8
9 @ SPG	10	11 TUL	12 @ AUS	13	14 FWN	15
16 IDA	17 IDA	18	19	20	21 RGV	22 RGV
23	24	25	26	27	28	29 SXF
30 SXF	31					

FEBRUARY

SUN	MON	TUE	WED	THU	FRI	SAT
		1	2	3	4 MNE	5 MNE
6	7	8 IDA	9	10	11 @ IWA	12 @ IWA
13	14	15	16 @ UTA	17	18	19
20	21	22	23	24	25	26 FWN
27 FWN	28					

MARCH

SUN	MON	TUE	WED	THU	FRI	SAT
		1	2	3 @ MNE	4 @ SPG	5
6 RNO	7 RNO	8	9	10	11 @ NMX	12 @ NMX
13	14	15	16	17	18 @ IDA	19 @ IDA
20	21	22	23 SXF	24	25	26
27 UTA	28 UTA	29	30	31		

APRIL

SUN	MON	TUE	WED	THU	FRI	SAT
					1 @ TUL	2 @ TUL

TEAM INFORMATION

Team Address.....315 South 5th Street
Bismarck, ND 58504

Business Phone.....701-258-2255

Ticket Information.....701-258-BALL

Website.....www.dakotawizards.com

Arena (Capacity).....Bismarck Civic Center (6,300)

Arena Address.....315 South 5th Street
Bismarck, ND 58504

TEAM DIRECTORY

Owners.....Steve & Karen McCormick

Team President/Owner.....Dawn Kopseng

General Manager.....Terri Benson

Head Coach.....Rory White

Assistant Coach..... To Be Assigned

Director, Game Operations
And Public Relations.....Scott Woodmansee

Account Executive.....Greg Metzger

Steve & Karen McCormick

Terri Benson

Rory White

BROADCAST INFORMATION

Radio: KFYR 550 AM/ESPN 710AM

On Air Talent: Rick Anthony, Jack Michaels

2009-10 REVIEW

REGULAR SEASON RESULTS

November

28	Maine	L	97-107	0-1
29	Sioux Falls	W	91-74	1-1

December

2	Idaho	W	117-114	2-1
5	Idaho	L	99-131	2-2
7	Utah	L	92-102	2-3
11	Iowa	L	82-94	2-4
12	Iowa	L	108-117	2-5
19	SIOUX FALLS	W	103-96	3-5
20	UTAH	W	85-81	4-5
22	UTAH	W	103-91	5-5
26	Fort Wayne	L	91-108	5-6
27	Fort Wayne	L	90-96	5-7
30	Sioux Falls	L	97-114	5-8
31	SIOUX FALLS	W	108-91	6-8

January

4	Reno	W	118-110^	7-8
5	SPRINGFIELD	W	110-103	8-8
8	Sioux Falls	L	128-133^	8-9
10	SIOUX FALLS	W	122-97	9-9
14	IOWA	W	139-129^	10-9
15	IOWA	L	92-104	10-10
17	RIO GRANDE VALLEY	L	116-126^	10-11
19	RIO GRANDE VALLEY	W	107-84	11-11
22	LOS ANGELES	W	117-97	12-11
24	LOS ANGELES	W	114-95	13-11
28	Albuquerque	L	83-97	13-12
30	Albuquerque	L	113-115	13-13

February

5	MAINE	W	116-105	14-13
6	IDAHO	W	113-103	15-13
9	BAKERSFIELD	W	105-101	16-13
10	BAKERSFIELD	W	109-100	17-13
19	Soiux Falls	L	118-119^	17-14
20	Sioux Falls	L	102-110	17-15
22	IDAHO	W	106-105	18-15
25	Erie	L	108-114	18-16
26	Erie	W	108-103	19-16
28	Fort Wayne	W	94-85	20-16

March

2	ALBUQUERQUE	W	109-81	21-16
3	ALBUQUERQUE	W	100-91	22-16
5	Tulsa	L	96-106^	22-17
7	LOS ANGELES	W	104-102	23-17
14	AUSTIN	W	91-73	24-17
15	AUSTIN	L	113-114	24-18
17	Iowa	L	132-115^	24-19
19	Erie	W	109-105	25-19
20	Erie	W	101-100	26-19
22	MAINE	W	103-90	27-19
26	Iowa	L	108-112^	27-20
28	Iowa	W	107-99	28-20

April

2	Rio Grande Valley	L	100-108	28-21
3	Rio Grande Valley	W	110-105	29-21

POSTSEASON RESULTS

April

8	AUSTIN	L	96-98$	0-1
10	Austin	W	106-96$	1-1
11	Austin	L	90-102$	1-2

CAPS indicates home contest
^ indicates overtime
$ indicates Quarter-Finals

TOP INDIVIDUAL PERFORMANCES

Points: 39, Romel Beck (vs. Springfield, 1/5)
Field Goals Made: 15, Romel Beck (vs. Springfield, 1/5)
Free Throws Made: 11, Corsley Edwards (at Iowa, 3/28)
3-Pointers Made: 7, David Bell (vs. Los Angeles, 1/22; at Erie, 2/26), Romel Beck (vs. Los Angeles, 1/22)
Rebounds: 18, Hasheem Thabeet (at Tulsa, 3/5)
Assists: 10, Maurice Baker (vs. Maine, 2/5); Romel Beck (vs. Los Angeles, 1/24)
Steals: 7, Maurice Baker (vs. Sioux Falls, 1/10)
Blocks: 6, Hasheem Thabeet (at Fort Wayne, 2/28)

TOP TEAM PERFORMANCES

Points: 139 (vs. Iowa, 1/14)
Field Goals Made: 53 (vs. Iowa, 1/14)
Free Throws Made: 43 (vs. Bakersfield, 2/10)
3-Pointers Made: 13 (vs. Los Angeles, 1/22; at Iowa, 3/28)
Rebounds: 64 (at Tulsa, 3/5)
Assists: 34 (vs. Albuquerque, 3/10)
Steals: 18 (vs. Sioux Falls, 11/29)
Blocks: 9 (at Sioux Falls, 1/8; vs. Los Angeles, 1/24; at Rio Grande Valley, 4/3)

SEASON HIGHLIGHTS

Finished the season with a 29-21 record, fifth-best in the NBA D-League, and the 11th winning season in team history…Clinched a fourth-straight postseason berth, eventually falling to the Austin Toros in the first round…Grizzlies assignee Hasheem Thabeet appeared in six games for the Wizards and averaged 13.8points, 11.2 rebounds and 3.8 blocks in 31.3 minutes…Forward Romel Beck participated in the 2010 NBA D-League All-Star Game in Dallas…Beck was the lone Wizard to earn a postseason award on the NBA D-League All-Honorable Mention team.

ASSIGNED PLAYERS

PLAYER	NBA TEAM	STATS
Lester Hudson	Memphis	15g, 16.5 ppg, 6.3rpg
Hasheem Thabeet	Memphis	6g, 13.8ppg, 11.2rpg

ALL-TIME PLAYER CALL-UPS

YEAR	PLAYER	NBA TEAM
06-07	Justin Williams	Sacramento
06-07	Renaldo Major	Golden State
07-08	Blake Ahearn	Miami
08-09	Blake Ahearn	San Antonio

ERIE BAYHAWKS

Eastern Conference

2010-11 SEASON

NOVEMBER

SUN	MON	TUE	WED	THU	FRI	SAT
					19 SPG	20 SPG
21	22	23	24	25	26 @ FWN	27
28 @ FWN	29	30				

DECEMBER

SUN	MON	TUE	WED	THU	FRI	SAT
			1	2	3 @ NMX	4 @ NMX
5	6	7 @ UTA	8	9	10 MNE	11 MNE
12	13	14	15	16	17 @ IWA	18
19 @ FWN	20	21	22	23	24	25 @ IWA
26	27 DAK	28 DAK	29	30 @ MNE	31 @ SPG	

JANUARY

SUN	MON	TUE	WED	THU	FRI	SAT
						1
2 @ SPG	3	4	5	6	7 SXF	8
9 MNE	10	11 @ IDA	12 RGV	13	14 @ MNE	15 @ SPG
16	17	18 @ SPG	19	20	21 FWN	22 FWN
23	24	25	26	27	28 @ MNE	29
30	31					

FEBRUARY

SUN	MON	TUE	WED	THU	FRI	SAT
		1	2	3	4	5 @ AUS
6 @ TEX	7	8	9	10 NMX	11	12 NMX
13 NMX	14	15	16	17	18	19
20	21	22	23	24 @ TUL	25 @ TEX	26
27 IWA	28					

MARCH

SUN	MON	TUE	WED	THU	FRI	SAT
		1 IWA	2	3	4 TUL	5 TUL
6	7	8 SPG	9	10 MNE	11	12
13 @ IWA	14	15	16 @ RNO	17	18 @ BAK	19 @ BAK
20	21	22 @ FWN	23	24 FWN	25 IWA	26
27 IWA	28	29	30	31 SXF		

APRIL

SUN	MON	TUE	WED	THU	FRI	SAT
					1	2 MNE

TEAM INFORMATION

Team Address.....110 East 8th Street
Erie, PA 16501

Business Phone.....814-790-5600

Ticket Information.....814-790-5600

Website.....www.eriebayhawks.com

Arena (Capacity).....Louis J. Tullio Arena (5,400)

Arena Address.....809 French Street
Erie, PA 6501

TEAM DIRECTORY

Majority Owner & Managing Partner.....Steven J. Demetriou

Lead Local Investor.....Owen McCormick

Ownership Partners.....Bill Napier, Mark Pollock, Jamie Mead, Dennis Chack

Team President.....Matt Bresee

Director, Sales.....Brett Folga

Head Coach.....Jay Larranaga

Assistant Coach.....Ben McDonald

Promotions & Client relations.....Leslie Orlando Ditka

Group Sales Manager.....Sean Peebles

Merchandise Manager.....Tim Herr

Corporate Sales & Finance Manager.....Christine Yost

Steven J. Demetriou

Matt Bresee

Jay Larranaga

BROADCAST INFORMATION

Television: Image Sports Network

Radio: WJET - JetRadio 1400 & WFNN Sportsradio 1330 The Fan
Play-by-Play - Chris "Red" Hughes
Operations Manager - Joe Lang

2009-10 REVIEW

REGULAR SEASON RESULTS

NOVEMBER

27	Fort Wayne	W	85-77	1-0
29	Fort Wayne	L	82-93	1-1

DECEMBER

4	Sioux Falls	L	101-110	1-2
5	Sioux Falls	W	109-107^	2-2
12	MAINE	L	90	2-3
16	MAINE	L	77-81	2-4
17	MAINE	L	75-96	2-5
19	Iowa	L	88-95	2-6
20	Iowa	L	89-99	2-7
23	Springfield	W	108-94	3-7
26	IOWA	L	90-99	3-8
27	IOWA	L	95-100^	3-9
29	BAKERSFIELD	W	91-78	4-9

JANUARY

1	Maine	L	86-94	4-10
2	Springfield	L	75-87	4-11
6	RENO	W	92-88^	5-11
7	Los Angeles	W	102-89	6-11
9	FORT WAYNE	L	87-89	6-12
10	FORT WAYNE	W	100-70	7-12
13	FORT WAYNE	W	109-97	8-12
16	Tulsa	W	97-91	9-12
17	Tulsa	W	102-97	10-12
19	Austin	L	113-121	10-13
22	RIO GRANDE VALLEY	L	88-110	10-14
23	RIO GRANDE VALLEY	L	94-100	10-15
27	SPRINGFIELD	W	95-94	11-15
29	Maine	L	78-82	11-16
30	Springfield	W	93-91	12-16

FEBRUARY

3	IOWA	L	87-101	12-17
5	Iowa	L	94-97	12-18
6	Iowa	L	78-102	12-19
9	Iowa	L	82-85	12-20
20	Fort Wayne	L	84-105	12-21
21	Fort Wayne	L	80-91	12-22
25	DAKOTA	W	114-108	13-22
26	DAKOTA	L	103-108	13-23
28	Maine	L	95-102	13-24

MARCH

5	IOWA	L	111-116	13-25
6	IOWA	W	127-120	14-25
9	SIOUX FALLS	W	116-93	15-25
12	Albuquerque	W	101-97	16-25
13	Idaho	W	116-102	17-25
15	Utah	W	111-101	18-25
19	DAKOTA	L	105-109	18-26
20	DAKOTA	L	100-101	18-27
24	FORT WAYNE	L	86-90	18-28
26	FORT WAYNE	W	95-82	19-28
28	FORT WAYNE	L	110-114	19-29

APRIL

2	SPRINGFIELD	W	107-90	20-29
3	Maine	W	105-97	21-29

CAPS indicates home contest
^ indicates overtime

TOP INDIVIDUAL PERFORMANCES

Points: 38, Blake Ahearn (at Utah, 3/15; vs. Dakota, 3/19)
Field Goals Made: 14, 4 times
Free Throws Made: 13, Cedric Jackson (at Austin, 1/19)
3-Pointers Made: 7,Blake Ahearn (vs. Dakota, 3/19; at Maine, 4/3)
Rebounds: 23, Alade Aminu (vs. Reno, 1/6)
Assists: 16, Cliff Clinkscales (vs. Iowa, 12/26)
Steals: 6, Cedric Jackson (vs. Iowa, 3/5)
Blocks: 5, Jackie Manuel (vs. Iowa, 3/6), John Bryant (vs. Iowa, 3/5; vs. Dakota, 3/20)

TOP TEAM PERFORMANCES

Points: 127 (vs. Iowa, 3/6)
Field Goals Made: 47 (at Sioux Falls, 12/5; at Springfield, 12/23)
Free Throws Made: 30 (at Springfield, 1/30)
3-Pointers Made: 14 (vs. Dakota, 3/19)
Rebounds: 56 (at Idaho, 3/13)
Assists: 34 (at Springfield, 12/23)
Steals: 14 (vs. Dakota, 2/25)
Blocks: 10 (vs. Iowa, 3/6; at Idaho, 3/13)

SEASON HIGHLIGHTS

Finished with a 21-29 record, sixth in the Eastern Conference…Cedric Jackson was called up to the NBA three times, signing a total of four ten-day contracts with the Cleveland Cavaliers, San Antonio Spurs and Washington Wizards…Alade Aminu represented the BayHawks at the NBA D-League All-Star Game before being traded to the Bakersfield Jam for Blake Ahearn…Ahearn went on to set the BayHawks franchise record for points in a game with 38 on March 15 at Utah, then tied his record four days later at the Tullio Arena versus Dakota…Other season-highs include: 23 rebounds (Aminu, Jan. 6) and 16 assists (Cliff Clinkscales, Dec. 26)…Darnell Jackson was assignedby the Cavaliers twice during the season…He scored 34 points and grabbed 12 rebounds on Feb. 25…When the BayHawks hosted the Dakota Wizards on March 20, a game which was nationally televised on the VERSUS Network, Jackson recorded a double-double with 32 points and 11 rebounds before playing the rest of the season with the Cavs.

ASSIGNED PLAYERS

PLAYER	NBA TEAM	STATS
Danny Green	Cleveland	1g, 18.7 ppg, 5.5 rpg
Darnell Jackson	Cleveland	2g, 33.0 ppg, 11.5 rpg

ALL-TIME PLAYER CALL-UPS

YEAR	PLAYER	NBA TEAM
08-09	Quincy Douby	Toronto
09-10	Cedric Jackson	Cleveland/Washington

FORT WAYNE MAD ANTS

Eastern Conference

2010-11 SEASON

NOVEMBER

SUN	MON	TUE	WED	THU	FRI	SAT
					19	20
21 SXF	22	23 SXF	24	25	26 ERI	27
28 ERI	29	30				

DECEMBER

SUN	MON	TUE	WED	THU	FRI	SAT
			1	2	3 @ MNE	4 @ MNE
5	6	7	8	9	10	11 TEX
12 TEX	13	14	15	16 @ TUL	17 @ TUL	18
19 ERI	20	21	22	23	24	25 SPG
26 IWA	27	28 IWA	29	30	31	

JANUARY

SUN	MON	TUE	WED	THU	FRI	SAT
						1 MNE
2 MNE	3	4	5@ TUL	6	7 @ TUL	8 SXF
9	10 @ RGV	11	12 BAK	13	14 @ DAK	15
16 @ IWA	17	18 BAK	19	20	21 @ ERI	22 @ ERI
23	24	25	26	27	28 @ IDA	29 @ IDA
30	31 @ UTA					

FEBRUARY

SUN	MON	TUE	WED	THU	FRI	SAT
		1	2	3 AUS	4	5 @ SXF
6	7	8	9	10	11 @ RNO	12 @ RNO
13	14	15	16	17	18	19
20	21	22 SPG	23	24 SPG	25	26 @ DAK
27 @ DAK	28					

MARCH

SUN	MON	TUE	WED	THU	FRI	SAT
		1	2	3 RNO	4 RNO	5
6	7	8	9	10 @ SPG	11 @ SPG	12
13 @ MNE	14	15	16	17 SPG	18	19 SPG
20 @ IWA	21	22 ERI	23	24 @ ERI	25	26
27 NMX	28	29	30	31 @ MNE		

APRIL

SUN	MON	TUE	WED	THU	FRI	SAT
					1	2 SXF

TEAM INFORMATION

Team Address.....1910 St. Joe Center Road, Suite 61, Fort Wayne, IN 46825

Business Phone.....260-469-4667

Business Fax.....260-469-4674

Ticket Information.....260-469-HOOP

Website.....www.fortwaynehoops.com

Arena (Capacity).....Allen County War Memorial Coliseum (8,800)

Arena Address.....4000 Parnell Avenue, Fort Wayne, IN 46805

TEAM DIRECTORY

Jeff Potter

Joey Meyer

Team President & General Manager.....Jeff Potter

Head Coach.....Joey Meyer

Assistant Coach.....Steve Gansey

Vice President, Sales & Marketing.....Jeff Johnson

Vice President, Administration.....Sarah Wladecki

Director, Communications & Operations...Heidi Busch

Account Executive.....Garrett Martz

Account Executive.....Kyle Thoms

Dance Team Choreographer & Coach.....Tiffany Winling

Athletic Trainer.....Marc Schlichtenmyer

BROADCAST INFORMATION

Radio: To Be Assigned

On Air Talent: Bill Hazen

2009-10 REVIEW

REGULAR SEASON RESULTS

November

27	ERIE	L	77-85	0-1
29	ERIE	W	93-82	1-1

December

3	Iowa	L	95-102	1-2
6	Iowa	L	84-99	1-3
12	SIOUX FALLS	W	107-98	2-3
13	SIOUX FALLS	L	100-110	2-4
15	SPRINGFIELD	W	124-107	3-4
18	Springfield	L	107-112^	3-5
19	Maine	W	113-105	4-5
26	DAKOTA	W	108-91	5-5
27	DAKOTA	W	96-90	6-5
29	Iowa	L	137-140^	6-6
30	BAKERSFIELD	L	92-96	6-7

January

3	IOWA	L	81-100	6-8
6	Idaho	L	100-105	6-9
7	UTAH	L	120-131	6-10
9	Erie	W	98-87	7-10
10	Erie	L	70-100	7-11
12	MAINE	W	103-93	8-11
13	Erie	L	97-109	8-12
15	Sioux Falls	L	97-115	8-13
16	Sioux Falls	W	103-97	9-13
20	Austin	L	124-133^	9-14
22	Iowa	L	101-112	9-15
23	Iowa	L	97-120	9-16
28	SPRINGFIELD	W	94-81	10-16
31	IOWA	L	110-120	10-17

February

9	RIO GRANDE VALLEY	L	101-118	10-18
16	RENO	L	90-94	10-19
20	ERIE	W	105-84	11-19
21	ERIE	W	91-80	12-19
24	Maine	W	118-110	13-19
25	Maine	L	97-122	13-20
28	DAKOTA	L	85-94	13-21

March

2	MAINE	L	108-124	13-22
4	LOS ANGELES	L	103-112	13-23
5	LOS ANGELES	W	128-108	14-23
7	Tulsa	L	94-98	14-24
8	Tulsa	L	77-101	14-25
10	Albuquerque	L	104-108	14-26
14	SIOUX FALLS	L	91-96	14-27
16	MAINE	W	108-94	15-27
18	SPRINGFIELD	W	115-86	16-27
21	ALBUQUERQUE	W	117-105	17-27
24	Erie	W	90-86	18-27
26	Erie	L	82-95	18-28
28	Erie	W	114-110	19-28
29	Springfield	W	108-88	20-28

April

1	Springfield	W	100-83	21-28
2	Maine	W	105-92	22-28

CAPS indicates home contest
^ indicates overtime

TOP INDIVIDUAL PERFORMANCES

Points: 34, Oliver Lafayette (vs. Maine, 3/16)
Field Goals Made: 14, Oliver Lafayette (at Iowa, 12/29)
Free Throws Made: 15, Ron Howard (vs. Sioux Falls, 12/13)
3-Pointers Made: 6, Oliver Lafayette (at Erie, 1/13; vs. Maine, 3/16), DeWitt Scott (vs Maine, 3/16)
Rebounds: 24, Rob Kurz (at Sioux Falls, 1/16)
Assists: 14, Oliver Lafayette (at Iowa, 12/29)
Steals: 6, Roderick Wilmont (at Springfield, 4/1), Rob Kurz (at Maine, 2/24), Oliver Lafayette (vs. Sioux Falls, 3/14)
Blocks: 5, Jared Reiner (at Iowa, 12/29)

TOP TEAM PERFORMANCES

Points: 137 (at Iowa, 12/29)
Field Goals Made: 51 (at Austin, 1/20)
Free Throws Made: 31 (vs. Sioux Falls, 12/13; vs. Iowa, 1/31)
3-Pointers Made: 15 (vs. Maine, 3/16; at Springfield, 3/29)
Rebounds: 55 (vs. Reno, 2/16)
Assists: 32 (vs. Springfield, 3/18)
Steals: 15 (vs. Dakota, 2/28; at Springfield, 4/1)
Blocks: 11 (at Iowa, 12/29)

SEASON HIGHLIGHTS

Recorded the most wins (22) in a season in franchise history … Won eight of the last nine regular season games…Ron Howard and Rob Kurz were selected to play in the 2010 NBA D-League All-Star Game …Kurz and Oliver Lafayette were named NBA D-League Co-Performers of the week for the week of March 29th… Kurz recorded 21 double-doubles on the season … Lafayette led the team in scoring 12 times, including a season-high 34 points in a 108-94 home win over Maine on March 16 … Kurz was named to 2009-2010 All NBA-Development League Second Team.

ASSIGNED PLAYERS

PLAYER	NBA TEAM	STATS
Joe Alexander	Milwaukee	6g, 10.7 ppg, 4.5 rpg

ALL-TIME PLYAYER CALL-UPS

YEAR	PLAYER	NBA TEAM
07-08	Jeremy Richardson	Memphis/San Antonio/ Atlanta
08-09	Chris Hunter	New York
09-10	Chris Hunter	Golden State
09-10	Rob Kurz	Chicago
09-10	Oliver Lafayette	Boston

IDAHO STAMPEDE

West Division

2010-11 SEASON

NOVEMBER

SUN	MON	TUE	WED	THU	FRI	SAT
					19	20 NMX
21	22	23	24	25	26 TEX	27 TEX
28	29	30				

DECEMBER

SUN	MON	TUE	WED	THU	FRI	SAT
			1@ RNO	2	3 @ BAK	4 @ BAK
5	6 @ BAK	7	8 DAK	9	10 UTA	11 UTA
12	13	14	15	16 @ MNE	17	18 @ SPG
19 @ MNE	20	21	22	23	24	25
26 TUL	27	28	29	30	31	

JANUARY

SUN	MON	TUE	WED	THU	FRI	SAT
						1 @ RNO
2 @ RNO	3	4	5	6	7 NMX	8 NMX
9	10	11 ERI	12	13 @ SPG	14 @ UTA	15
16 @ DAK	17 @ DAK	18	19	20 AUS	21 @ UTA	22
23	24	25	26	27	28 FWN	29 FWN
30	31					

FEBRUARY

SUN	MON	TUE	WED	THU	FRI	SAT
		1	2	3	4 RNO	5 RNO
6	7	8 @ DAK	9	10	11 @ SXF	12 @ SXF
13	14	15	16 BAK	17	18	19
20	21 @ UTA	22	23	24	25 BAK	26 BAK
27	28					

MARCH

SUN	MON	TUE	WED	THU	FRI	SAT
		1 @ SXF	2	3 @ SXF	4	5 @ IWA
6	7	8	9	10	11 BAK	12 BAK
13	14	15	16 TUL	17	18 DAK	19 DAK
20	21@ RGV	22	23 @ RGV	24	25	26 @ AUS
27 @ AUS	28	29	30	31		

APRIL

SUN	MON	TUE	WED	THU	FRI	SAT
					1 UTA	2 UTA

TEAM INFORMATION

Team Address.....233 South Capitol Blvd, Suite 100
Boise, ID 83702

Business Phone.....208-388-4667

Business Fax.....208-388-3848

Ticket Information.....208-388-8497

Website.....www.idahostampede.com

Arena (Capacity).....Qwest Arena (4,241)

Arena Address.....233 South Capitol Blvd
Boise, ID 83702

TEAM DIRECTORY

Managing Investor.....Bill Ilett

Ownership Group.....Kip Bedard, Alan Bermensolo, Kenny Bolton, Gary Hunter, Brian King, Gary Michael, Scott Peyron, Mike Shannahan, Skip Smyser, Steven Stout, Jim Tomlinson, Kim Trout, Randy Welborn

President & General Manager.....Steve Brandes

Head Coach.....Randy Livingston

Associated Head Coach.....Joel Abelson

Assistant Coach.....Greg Minor

Athletic Trainer.....Kevin Taylor

Vice President, Sales & Marketing.....Jinny Giery

Coordinator, Media & Public Relations .....Travis Tate

Financial Controller.....Frank Ilett

Account Executive.....Steven Clenny

Account Executive.....Clay Long

Account Executive.....Gary Lalanne

Account Executive.....Jack Smith

Bill Ilett

Steve Brandes

Randy Livingston

BROADCAST INFORMATION

Radio: KIDO, 630 AM

On Air Talent: Mark Snider

2009-10 REVIEW

REGULAR SEASON RESULTS

November

28	RENO	W	137-115	1-0
30	RENO	W	123-104	2-0

December

2	DAKOTA	L	114-117	2-1
5	DAKOTA	W	131-99	3-1
11	Los Angeles	W	105-95	4-1
13	Los Angeles	L	98-104	4-2
14	Utah	L	98-104	4-3
18	Bakersfield	W	117-103	5-3
19	Bakersfield	L	80-107	5-4
26	UTAH	W	97-96	6-4
28	UTAH	L	109-112^	6-5

January

1	Reno	W	123-109	7-5
3	Reno	W	109-108	8-5
4	Springfield	W	111-88	9-5
6	FORT WAYNE	W	105-100	10-5
8	AUSTIN	W	131-110	11-5
9	AUSTIN	L	89-105	11-6
15	RENO	L	93-110	11-7
16	RENO	L	116-129	11-8
19	Utah	W	116-108^	12-8
23	Albuquerque	L	108-109	12-9
27	MAINE	L	115-133	12-10
29	BAKERSFIELD	L	116-137	12-11
30	BAKERSFIELD	W	123-115	13-11

February

3	SIOUX FALLS	L	110-121	13-12
5	Sioux Falls	L	112-116	13-13
6	Dakota	L	103-113	13-14
9	Reno	L	116-122^	13-15
10	Reno	W	119-107	14-15
19	IOWA	L	95-124	14-16
20	LOS ANGELES	W	106-103	15-16
22	Dakota	L	105-106	15-17
25	Albuquerque	W	119-110	16-17
26	Albuquerque	W	105-100	17-17

March

3	Utah	L	107-114	17-18
5	Albuquerque	W	126-113	18-18
6	Albuquerque	W	103-88	19-18
10	LOS ANGELES	W	125-119	20-18
12	LOS ANGELES	L	115-122^	20-19
13	ERIE	L	102-116	20-20
16	Sioux Falls	L	115-117^	20-21
17	Sioux Falls	L	93-105	20-22
19	TULSA	W	124-113	21-22
20	TULSA	W	110-95	22-22
24	Utah	L	115-123	22-23
26	Utah	L	109-116	22-24
27	Utah	L	104-113	22-25
31	RIO GRANDE VALLEY	W	165-153^	23-25

April

2	LOS ANGELES	W	122-99	24-25
3	LOS ANGELES	W	114-101	25-25

CAPS indicates home contest
^ indicates overtime

TOP INDIVIDUAL PERFORMANCES

Points: 42, Andre Barrett (vs Rio Grande Valley, 3/31)
Field Goals Made: 13, four players
Free Throws Made: 14, Joe Dabbert (at Sioux Falls, 2/5)
3-Pointers Made:7, Mildon Ambres (vs. Maine, 1/27), Patrick Mills (at Reno, 1/1)
Rebounds: 17, Joe Dabbert (vs. Los Angeles, 4/3), Lance Allred (vs. Los Angeles, 3/12), Anthony Tolliver (vs. Dakota, 12/2; Austin,1/9)
Assists: 15, Andre Barrett (at Reno, 2/10), Donell Taylor (vs. Bakersfield, 1/30)
Steals: 6, Donell Taylor (vs. Tulsa, 3/20)
Blocks: 7, Anthony Tolliver (at Reno, 1/1), Cedri Simmons (vs. Utah, 12/26)

TOP TEAM PERFORMANCES

Points: 165 (vs. Rio Grande Valley, 3/31)
Field Goals Made: 52 (vs. Rio Grande Valley, 3/31)
Free Throws Made: 47 (vs. Rio Grande Valley, 3/31)
3-Pointers Made: 17 (vs. Maine, 1/27)
Rebounds: 62 (vs. Los Angeles, 3/12)
Assists: 37 (vs. Reno, 3/10)
Steals: 16 (vs. Utah, 12/28)
Blocks: 12 (at Los Angeles, 12/11)

ASSIGNED PLAYERS

PLAYER	NBA TEAM	STATS
Patrick Mills	Portland	5g, 25.6 ppg, 1.8 rpg

SEASON HIGHLIGHTS

Finished the 2009-10 season with a 25-25 record… Head coach Bob MacKinnon led an offensive powerhouse, which averaged 112.3 points per game to lead the league in scoring… Scored an all-time NBA D-League record 165 points in a win versus Rio Grande Valley on March 31… Set another franchise record for three-pointers made with 17 versus Maine on January 27… Set or tied three club records with the most three-pointers made in a season (449), rebounds per game average (47.7) and blocked shots per game average (5.4)… Three players were called up during the year: Coby Karl (Golden State Warriors, Denver Nuggets), Sundiata Gaines (Utah Jazz), and Anthony Tolliver (Portland Trail Blazers once Warriors)… Gaines achieved instant notoriety making a buzzer-beating, game-winning three-pointer against the Cleveland Cavaliers on national TV in his first game in the NBA.

ALL-TIME PLAYER CALL-UPS

YEAR	PLAYER	NBA TEAM
06-07	Luke Jackson	L.A. Clippers/Toronto
06-07	Randy Livingston	Seattle
07-08	Luke Jackson	Miami
07-08	Lance Allred	Cleveland
08-09	Jamario Davidson	Golden State
09-10	Anthony Tolliver	Portland/Golden State
09-10	Sundiata Gaines	Utah
09-10	Coby Karl	Golden State/Denver

IOWA ENERGY

Eastern Conference

2010-11 SEASON

NOVEMBER

SUN	MON	TUE	WED	THU	FRI	SAT
					19 @ DAK	20 DAK
21	22 DAK	23	24	25	26 @ TUL	27 @ TUL
28	29	30				

DECEMBER

SUN	MON	TUE	WED	THU	FRI	SAT
			1 SXF	2	3 @ SXF	4
5 DAK	6	7	8	9	10 NMX	11
12 NMX	13	14	15	16	17 ERI	18
19 @ TUL	20	21	22	23 MNE	24	25 ERI
26 @ FWN	27	28 @ FWN	29	30	31 @ DAK	

JANUARY

SUN	MON	TUE	WED	THU	FRI	SAT
						1
2	3 @ DAK	4	5 @ RNO	6	7 @ BAK	8 @ BAK
9	10 UTA	11	12	13 @ TEX	14	15
16 FWN	17	18	19	20	21	22 RNO
23 RNO	24	25	26	27	28 RGV	29 RGV
30	31					

FEBRUARY

SUN	MON	TUE	WED	THU	FRI	SAT
		1 @ RGV	2 @ RGV	3	4 SXF	5 UTA
6	7	8	9	10	11 DAK	12 DAK
13	14	15 @ SXF	16	17	18	19
20	21	22	23	24 SXF	25 SXF	26
27 @ ERI	28					

MARCH

SUN	MON	TUE	WED	THU	FRI	SAT
		1 @ ERI	2	3 @ SPG	4 @ MNE	5
6 IDA	7	8	9	10	11	12
13 ERI	14	15	16	17	18 SXF	19
20 FWN	21	22	23 @ AUS	24	25 @ ERI	26
27 @ ERI	28	29	30	31		

APRIL

SUN	MON	TUE	WED	THU	FRI	SAT
					1 @ NMX	2 @ NMX

TEAM INFORMATION

Team Address.....833 5th Avenue
Des Moines, IA 50309

Business Phone.....515-462-2849

Ticket Information.....866-55-DAHLS

Website.....www.iowanba.com

Arena (Capacity).....Wells Fargo Arena (16,110)

Arena Address.....730 3rd Street
Des Moines, IA 50309

TEAM DIRECTORY

Ownership Group.....Jerry Crawford, Bruce Rastetter, Sheldon Ohringer, David Adelman, David Steffes, Joseph Garvey, Gary Kirke, Dr. Mike Richards, Paul A. Drey, David Brick, Tom Steffes

General Manager.....Chris Makris

Vice President, Director of Sales.....Patrick Kelly

Director of Game Operations & Community Relations.....Randi Burrell

Account Executive.....Katie Knepper

Account Executive.....Melissa Neleman

Account Executive.....John Pugh

Office Manager.....Jenny Will

Head Coach.....Nick Nurse

Assistant Coach.....Nate Bjorkgren

Jerry Crawford

Chris Makris

Patrick Kelly

BROADCAST INFORMATION

Radio: 1700 The CHamp

On Air Talent: Marty Tirrell

Television: Mediacom

2009-10 REVIEW

REGULAR SEASON RESULTS

November

27	Springfield	W	106-73	1-0
28	Springfield	W	96-84	2-0

December

3	FORT WAYNE	W	102-95	3-0
6	FORT WAYNE	W	99-84	4-0
11	DAKOTA	W	94-82	5-0
12	DAKOTA	W	117-108	6-0
15	Sioux Falls	L	99-109	6-1
19	ERIE	W	95-88	7-1
20	ERIE	W	99-89	8-1
26	Erie	W	99-90	9-1
27	Erie	W	10-95^	10-1
29	FORT WAYNE	W	140-137^	11-1
31	Maine	L	88-95	11-2

January

1	Springfield	W	110-99	12-2
3	Fort Wayne	W	100-81	13-2
5	AUSTIN	W	116-93	14-2
7	Bakersfield	W	96-91	15-2
9	RIO GRANDE VALLEY	L	100-109	15-3
10	RIO GRANDE VALLEY	L	104-122	15-4
12	Sioux Falls	W	126-115	16-4
14	Dakota	L	129-139^	16-5
15	Dakota	W	104-92	17-5
17	ALBUQUERQUE	W	100-85	18-5
22	FORT WAYNE	W	112-101	19-5
23	FORT WAYNE	W	120-97	20-5
28	Tulsa	W	107-104	21-5
29	Tulsa	L	87-111	21-6
31	Fort Wayne	W	120-110	22-6

February

3	Erie	W	101-87	23-6
5	ERIE	W	97-94	24-6
6	ERIE	W	102-78	25-6
9	ERIE	W	85-82	26-6
16	Los Angeles	W	112-95	27-6
19	Idaho	W	124-95	28-6
20	Utah	W	126-112	29-6
23	RENO	W	120-116	30-6
25	RENO	L	100-118	30-7
27	SIOUX FALLS	L	103-110	30-8
28	SIOUX FALLS	L	116-120	30-9

March

5	Erie	W	116-111	31-9
6	Erie	L	120-127	31-10
12	Maine	L	96-106	31-11
14	Maine	W	100-88	32-11
17	DAKOTA	W	135-132^	33-11
19	SIOUX FALLS	W	110-102	34-11
20	SIOUX FALLS	W	110-83	35-11
26	DAKOTA	W	112-108^	36-11
28	DAKOTA	L	99-107	36-12

April

2	Tulsa	L	87-125	36-13
3	Tulsa	W	105-93	37-13

POSTSEASON RESULTS

April

7	Utah	L	76-107$	0-1
9	UTAH	W	101-91$	1-1
11	UTAH	W	111-92$	2-1
16	Tulsa	W	107-102*	3-1
18	TULSA	L	106-117*	3-2
20	TULSA	L	122-127*	3-3

CAPS indicates home contest
^ indicates overtime
$ Indicates Quarter-Finals
* Indicates Semi-Finals

TOP INDIVIDUAL PERFORMANCES

Points: 37, Earl Barron (vs. Sioux Falls, 3/20), Cartier martin (at Erie, 3/6)
Field Goals Made: 15, Earl Barron (vs. Sioux Falls, 3/20)
Free Throws Made: 15, Mark Tyndale (at Tulsa, 4/3)
3-Pointers Made: 7, Jeff Trepagnier (vs. Fort Wayne, 12/29)
Rebounds: 24, Earl Barron (at Erie, 3/5)
Assists: 21, Curtis Stinson (vs. Fort Wayne, 12/29; vs. Dakota 3/17)
Steals: 7, Jeff Trepagnier (at Bakersfield, 1/7)
Blocks: 5, Earl Barron (vs. Sioux Falls, 2/27)

TOP TEAM PERFORMANCES

Points: 140 (vs. FOrt Wayne, 12/29)
Field Goals Made: 53 (vs. Dakota, 3/17)
Free Throws Made: 38 (at Tulsa, 4/3)
3-Pointers Made: 16 (vs. Fort Wayne, 12/29)
Rebounds: 57 (vs. Sioux Falls, 3/20)
Assists: 34 (at Los Angeles, 2/16)
Steals: 21 (vs. Albuquerque, 1/17)
Blocks: 10 (vs. Sioux Falls, 2/27)

ASSIGNED PLAYERS

PLAYER	NBA TEAM	STATS
Taylor Griffin	Phoenix	12g, 9.6 ppg, 6.2 rpg
Earl Clark	Phoenix	3g, 20.7 ppg, 9.0 rpg

SEASON HIGHLIGHTS

Claimed the 2010 NBA D-League's Eastern Division Championship…Three Energy players finished among the NBA D-League's top performers: Curtis Stinson led the League in assists with 10.9 assists per game, as well as minutes played at 42.3 minutes per contest; Jeff Trepagnier finished 2nd in steals with 2.3 steals per game; and Cartier Martin finished 13th in scoring average with 17.3 points per game…Stinson, Martin and Earl Barron were selected to participate in the 2010 NBA D-League All-Star Game in Dallas, along with teammate Pat Carroll who participated in and won the Haier Shooting Stars competition as part of Dream Factory Friday Night…Coach Nick Nurse and Assistant Coach Nate Bjorkgren made a second appearance as NBA D-League All-Star Coaches, this year representing the 2010 East team (both coached the 2009 Red Squad to a victory over the Blue Squad).

ALL-TIME PLAYER CALL-UPS

YEAR	PLAYER	NBA TEAM
08-09	Cartier Martin	Charlotte
08-09	Demetris Nichols	New York
08-09	Courtney Sims	Phoenix/New York
08-09	Anthony Tolliver	New Orleans
09-10	Cartier Martin	Golden State/Washington
09-10	Othyus Jeffers	Utah
09-10	Earl Barron	New York

MAINE RED CLAWS

Eastern Conference

2010-11 SEASON

NOVEMBER

SUN	MON	TUE	WED	THU	FRI	SAT
					19 AUS	20 AUS
21	22	23	24	25	26 @ SPG	27 @ SPG
28	29	30				

DECEMBER

SUN	MON	TUE	WED	THU	FRI	SAT
			1	2 @ SPG	3 FWN	4
5 SPG	6	7	8	9	10 @ ERI	11 @ ERI
12	13	14	15	16 IDA	17 @ SPG	18
19 IDA	20	21	22	23 @ IWA	24	25
26 SPG	27	28	29	30 ERI	31	

JANUARY

SUN	MON	TUE	WED	THU	FRI	SAT
						1 @ FWN
2 @ FWN	3	4	5	6 DAK	7 DAK	8
9 @ ERI	10	11 NMX	12 @ RNO	13	14 ERI	15
16	17	18 @ RGV	19 @ RGV	20	21 @ TEX	22
23	24 @ TEX	25	26	27	28 ERI	29
30 TUL	31					

FEBRUARY

SUN	MON	TUE	WED	THU	FRI	SAT
		1	2	3	4 @ DAK	5 @ DAK
6	7	8 @ SXF	9	10 @ SPG	11 SPG	12
13 SPG	14	15	16	17	18	19
20	21	22	23	24 RGV	25	26
27 RGV	28					

MARCH

SUN	MON	TUE	WED	THU	FRI	SAT
		1	2	3 DAK	4 IWA	5
6 SPG	7	8	9	10 @ ERI	11	12
13 FWN	14	15	16	17	18 TEX	19
20 TEX	21	22 @ UTA	23	24 @ UTA	25	26 @ BAK
27 @ BAK	28	29	30	31 FWN		

APRIL

SUN	MON	TUE	WED	THU	FRI	SAT
					1	2 @ ERI

TEAM INFORMATION

Team Address.....413 Congress Street
Portland, ME 04101

Business Phone.....207-210-6655

Ticket Information.....207-210-6655

Website.....www.maineredclaws.com

Arena (Capacity).....Portland Exposition Building (3,045)

Arena Address.....239 Park Avenue
Portland, ME 04102

TEAM DIRECTORY

Jon Jennings

Austin Ainge

Chairman, Maine Basketball LLC.....William Ryan, Jr.
President & General Manager.....Jon Jennings
Head Coach.....Austin Ainge
Assistant Coach.....TBD
Athletic Trainer.....Ben Pringle
Vice President, Corporate Sponsorship...Dajuan Eubanks
Director, Public & Community Relations..Jana Spaulding
Manager, Operations and Marketing.....Christine Hultgren
Assistant, BasketballOperations.....Cam Twiss
Account Executive.....Eric Little
Account Executive.....Ray Mathew
Account Executive.....Dennis Meehan
Account Executive.....Seth Shuman
Team Manager.....Josh Titus

BROADCAST INFORMATION

Radio: WJAB 96.3 FM

On Air Talent: Chris Sedenka

Television: Time Warner Cable

2009-10 REVIEW

REGULAR SEASON RESULTS

November

27	Sioux Falls	L	95-112	0-1
28	Dakota	W	107-97	1-1

December

4	SPRINGFIELD	W	102-79	2-1
5	Springfield	W	115-89	3-1
12	Erie	W	116-90	4-1
13	TULSA	W	87-82	5-1
16	Erie	W	81-77	6-1
17	Erie	W	96-75	7-1
19	FORT WAYNE	L	105-113	7-2
26	BAKERSFIELD	W	105-82	8-2
27	BAKERSFIELD	L	98-115	8-3
31	IOWA	W	95-88	9-3

January

1	ERIE	W	94-86	10-3
4	LOS ANGELES	W	113-111	11-3
5	Sioux Falls	L	102-121	11-4
8	SPRINGFIELD	W	95-91	12-4
9	Springfield	L	110-113^	12-5
12	Fort Wayne	L	93-103	12-6
15	SPRINGFIELD	W	94-90	13-6
16	Springfield	L	96-100	13-7
21	Springfield	L	100-109	13-8
22	AUSTIN	L	114-126^	13-9
24	Bakersfield	W	106-104	14-9
25	Utah	W	107-84	15-9
27	Idaho	W	133-115	16-9
29	ERIE	W	82-78	17-9
31	SPRINGFIELD	W	111-90	18-9

February

5	Dakota	L	105-116	18-10
6	Sioux Falls	W	97-95	19-10
10	AUSTIN	L	86-98	19-11
18	Tulsa	L	107-113	19-12
20	Rio Grande Valley	W	111-106	20-12
21	RIo Grande Valley	L	107-117	20-13
24	FORT WAYNE	L	110-118	20-14
25	FORT WAYNE	W	122-97	21-14
28	ERIE	W	102-95	22-14

March

2	Fort Wayne	W	124-108	23-14
7	SIOUX FALLS	L	98-99	23-15
12	IOWA	W	106-96	24-15
14	IOWA	L	88-100	24-16
16	Fort Wayne	L	94-108	24-17
17	ALBUQUERQUE	W	122-95	25-17
19	ALBUQUERQUE	W	128-111	26-17
21	SPRINGFIELD	W	118-107	27-17
22	Dakota	L	90-103	27-18
24	Sioux Falls	L	108-111	27-19
26	Reno	L	91-102	27-20
27	Reno	L	85-96	27-21

April

2	FORT WAYNE	L	92-105	27-22
3	ERIE	L	97-105	27-23

CAPS indicates home contest
^ indicates overtime

TOP INDIVIDUAL PERFORMANCES

Points: 40, Morris Almond (vs. Fort Wayne, 2/25)
Field Goals Made: 14, Morris Almond (vs. Fort Wayne, 2/25), Bill Walker (vs. Fort Wayne, 12/19)
Free Throws Made: 13, Morris Almond (vs. Erie, 4/3)
3-Pointers Made: 8, Marcus Landry (vs. Springfield, 3/21)
Rebounds: 16, Morris Almond (vs. Iowa, 3/12), Kurt Looby (vs. Fort Wayne, 4/2), Alexis Ajinca (at Idaho, 1/27)
Assists: 14, Will Blalock (vs. Los Angeles, 1/4)
Steals: 8, Russell Robinson (vs. Springfield, 1/31)
Blocks: 10, Kurt Looby (vs. Erie, 4/3), Alexis Ajinca (vs. Austin 1/22)

TOP TEAM PERFORMANCES

Points: 133 (at Idaho, 1/27)
Field Goals Made: 54 (vs. Albuquerque, 3/19)
Free Throws Made: 36 (vs. Fort Wayne, 2/25; vs. Iowa, 3/12)
3-Pointers Made: 16 (at Erie, 12/12)
Rebounds: 60 (vs. Iowa, 3/12)
Assists: 35 (vs. Springfield, 1/31)
Steals: 22 (vs. Springfield, 1/31)
Blocks: 13 (vs. Austin 1/22)

SEASON HIGHLIGHTS

Finished the season with a 27-23 record; 27 wins tied a league record for wins by an expansion team…Finished fourth in the East Conference, narrowly missed the playoffs in inaugural season by virtue of a tiebreaker (Tulsa)…Became the first NBA D-League team to sell out entire home schedule with 24 straight full houses…Kurt Looby set a league record with 166 blocked shots…Had five NBA-assigned players on the roster during first season, including four from Boston (Marcus Landry, Bill Walker, Lester Hudson, J.R. Giddens) and one from Charlotte (Alexis Ajinca)…Enjoyed off court success as well, including successful launch of two co-branded products sold by retailers throughout Maine: Maine Red Claws Hoopie Pie (Isamax/Wicked Whoopie) and Red Claws Ale (Gritty McDuff's).

ASSIGNED PLAYERS

PLAYER	NBA TEAM	STATS
Bill Walker	Boston	9g, 17.4 ppg, 6.4 rpg
Alexis Ajinca	Charlotte	22g, 14.6 ppg, 7.5 rpg
J.R. Giddens	Boston	4g, 18.0 ppg, 4.5 rpg
Marcus Landry	Boston	13g, 11.4 ppg, 4.3 rpg
Lester Hudson	Boston	5g, 14.6 ppg, 4.8 rpg

ALL-TIME PLAYER CALL-UPS

YEAR	PLAYER	NBA TEAM
09-10	Mario West	Atlanta

NEW MEXICO THUNDERBIRDS

Western Conference

2010-11 SEASON

NOVEMBER

SUN	MON	TUE	WED	THU	FRI	SAT
					19	20 @ IDA
21	22	23	24	25	26 UTA	27 UTA
28	29	30				

DECEMBER

SUN	MON	TUE	WED	THU	FRI	SAT
			1	2	3 ERI	4 ERI
5	6	7 @ RGV	8 @ RGV	9	10 @ IWA	11 @ IWA
12	13	14	15 RNO	16	17 RNO	18
19	20 @ RGV	21	22	23	24	25
26	27	28 @ BAK	29	30	31 AUS	

JANUARY

SUN	MON	TUE	WED	THU	FRI	SAT
						1
2 @ TEX	3	4 SPG	5 SPG	6	7 @ IDA	8 @ IDA
9	10 TEX	11 @ MNE	12	13	14 TUL	15 TUL
16	17	18	19	20	21 @ SXF	22 @ SXF
23	24	25	26	27@ AUS	28	29 @ AUS
30 @ TEX	31					

FEBRUARY

SUN	MON	TUE	WED	THU	FRI	SAT
		1 TEX	2 TEX	3	4 RGV	5 RGV
6	7	8	9	10 @ ERI	11 @ ERI	12
13 @ ERI	14	15	16	17	18	19
20	21	22	23	24 @ AUS	25	26 @ AUS
27	28					

MARCH

SUN	MON	TUE	WED	THU	FRI	SAT
		1	2 BAK	3	4 @ UTA	5 @ UTA
6	7	8	9	10	11 DAK	12 DAK
13	14	15	16	17	18 TUL	19 TUL
20	21	22 BAK	23 BAK	24	25	26 @ SPG
27 @ FWN	28	29	30	31		

APRIL

SUN	MON	TUE	WED	THU	FRI	SAT
					1 IWA	2 IWA

TEAM INFORMATION

Team Address.....3001 Civic Center Circle
Rio Rancho, NM 87144

Business Phone.....505-265-3835

Buainess Fax.....505-891-7350

Ticket Information.....505-265-2752

Website.....www.nmtbirds.com

Arena (Capacity).....Santa Ana Star Center (5,701)

Arena Address.....3001 Civic Center Circle
Rio Rancho, NM 87144

TEAM DIRECTORY

Owner.....Sam Bregman

Owner.....Jackie Bregman

Head Coach.....Darvin Ham

Assistant Coach.....Sean Rooks

Vice President, Sales .....Neil Holmes

Director, Media & Public Relations.....Ben Gordon-Goldstein

Director, Business Management.....Margaret Keiper

Account Executive.....Steven Robbins

Account Executive.....Chris Glendening

Storm Chaser Choreographer.....Leslie Chant

Mascot.....Trey

Intern, Sales.....John Lorando

Intern, Business Operations.....Jasmine Cooper

Sam Bregman

Jackie Bregman

Darvin Ham

BROADCAST INFORMATION

Radio: KNML 610 AM; KBZU 96.3 FM, KTBL 1050 AM

On Air Talent: Robert Portnoy

2009-10 REVIEW

REGULAR SEASON RESULTS

November

27	BAKERSFIELD	W	102-81	1-0
28	LOS ANGELES	L	99-103	1-1

December

4	AUSTIN	W	119-110	2-1
5	AUSTIN	L	103-104	2-2
9	Austin	L	104-109	2-3
10	Rio Grande Valley	L	112-135	2-4
12	Rio Grande Valley	L	112-125	2-5
15	AUSTIN	L	104-110	2-6
18	AUSTIN	L	99-106	2-7
27	Los Angeles	W	115-111	3-7
29	Los Angeles	L	80-91	3-8
31	Utah	L	94-105	3-9

January

2	Utah	W	109-103	4-9
4	RIO GRANDE VALLEY	W	101-84	5-9
7	Tulsa	W	101-97	6-9
9	RENO	W	97-95	7-9
10	UTAH	W	95-93^	8-9
13	Rio Grande Valley	W	109-100	9-9
14	Rio Grande Valley	L	78-103	9-10
17	Iowa	L	85-100	9-11
20	BAKERSFIELD	W	117-102	10-11
22	BAKERSFIELD	L	96-104	10-12
23	IDAHO	W	109-108	11-12
28	DAKOTA	W	97-83	12-12
30	DAKOTA	W	115-113	13-12

February

2	RIO GRANDE VALLEY	L	88-106	13-13
3	RIO GRANDE VALLEY	W	123-114	14-13
5	RIO GRANDE VALLEY	W	108-93	15-13
6	UTAH	W	88-87	16-13
10	Sioux Falls	L	90-100	16-14
19	Utah	L	93-98	16-15
21	Los Angeles	W	101-95	17-15
23	Bakersfield	L	97-102	17-16
25	IDAHO	L	110-119	17-17
26	IDAHO	L	100-105	17-18

March

2	Dakota	L	81-109	17-19
3	Dakota	L	91-100	17-20
5	IDAHO	L	113-126	17-21
6	IDAHO	L	88-103	17-22
10	FORT WAYNE	W	108-104	18-22
12	ERIE	L	97-101	18-23
13	LOS ANGELES	L	101-108	18-24
16	Springfield	L	104-108	18-25
17	Maine	L	95-122	18-26
19	Maine	L	111-128	18-27
21	Fort Wayne	L	105-117	18-28
26	Tulsa	L	86-106	18-29
28	Tulsa	L	84-100	18-30

April

2	Reno	L	112-134	18-31
3	Reno	L	106-114	18-32

CAPS indicates home contest
^ indicates overtime

TOP INDIVIDUAL PERFORMANCES

Points: 44, Keith McLeod (at Dakota, 3/3)
Field Goals Made: 16, Carlos Powell (at Los Angeles, 12/27)
Free Throws Made: 15, Keith McLeod (vs. Idaho, 3/5)
3-Pointers Made: 7, Chad Toppert (at Sioux Falls, 2/10)
Rebounds: 16, Shane Edwards (at Los Angeles, 12/29)
Assists: 17, Jason Horton (at Reno, 4/2)
Steals: 5, Carlos Powell (vs. Utah, 1/10), Antoine Agudio (vs. Los Angeles, 3/13)
Blocks: 10, Kurt Looby (vs. Dakota, 1/28)

TOP TEAM PERFORMANCES

Points: 123 (vs. Rio Grande Valley, 2/3)
Field Goals Made: 44 (at Reno, 4/2)
Free Throws Made: 33 (at Rio Grande Valley, 12/12)
3-Pointers Made: 14 (vs. Bakersfield, 1/20)
Rebounds: 50 (vs. Rio Grande Valley, 2/3)
Assists: 32 (at Bakersfield, 2/23)
Steals: 14 (at Los Angeles, 3/13)
Blocks: 14 (vs. Dakota, 1/28)

SEASON HIGHLIGHTS

Finished the season in seventh place in the Western Conference…Forward Carlos Powell led the team in scoring with 22.1 points per game and averaged 5.0 assist per game…Powell represented the Thunderbirds in the fourth annual NBA D-League All-Star Game and the Haier Shooting Stars contest…Tony Danridge participated in the NBA D-League Dunk Contest.

ALL-TIME PLAYER CALL-UPS

YEAR	PLAYER	NBA TEAM
05-06	Chuck Hayes	Houston
06-07	Dijon Thompson	Atlanta
08-09	Mouhamed Sene	New York

RENO BIGHORNS

Western Conference

2010-11 SEASON

NOVEMBER

SUN	MON	TUE	WED	THU	FRI	SAT
					19	20 UTA
21 UTA	22	23	24	25	26 BAK	27 BAK
28	29	30				

DECEMBER

SUN	MON	TUE	WED	THU	FRI	SAT
			1 IDA	2	3 @ DAK	4 @ DAK
5	6	7	8	9	10 RGV	11 RGV
12	13	14	15 @ NMX	16	17 @ NMX	18
19 @ AUS	20	21	22	23	24	25
26	27	28 TUL	29	30 @ BAK	31	

JANUARY

SUN	MON	TUE	WED	THU	FRI	SAT
						1 IDA
2 IDA	3	4	5 IWA	6	7 @ UTA	8 @ UTA
9	10	11	12 MNE	13 @ SXF	14	15 TEX
16 TEX	17	18	19	20 @ TUL	21	22 @ IWA
23 @ IWA	24	25	26 @ AUS	27	28 BAK	29 BAK
30	31					

FEBRUARY

SUN	MON	TUE	WED	THU	FRI	SAT
		1	2 SPG	3	4 @ IDA	5 @ IDA
6	7	8	9	10	11 FWN	12 FWN
13	14	15	16	17	18	19
20	21	22	23	24	25 @ UTA	26
27 UTA	28					

MARCH

SUN	MON	TUE	WED	THU	FRI	SAT
		1	2	3 @ FWN	4 @ FWN	5
6 @ DAK	7 @ D	8	9	10	11 UTA	12 UTA
13	14	15	16 ERI	17	18 @ UTA	19 @ UTA
20	21	22	23	24	25 @ SXF	26 @ SXF
27	28	29 AUS	30	31		

APRIL

SUN	MON	TUE	WED	THU	FRI	SAT
					1 BAK	2 @ BAK

TEAM INFORMATION

Team Address.....250 Evans Avenue
Reno, NV 89501

Business Phone.....775-284-2622

Ticket Information.....775-284-2622

Website.....www.renobighorns.com

Arena (Capacity).....Reno Events Center (4,191)

Arena Address.....400 North Center Street
Reno, NV 89501

TEAM DIRECTORY

Owner/Managing Partner.....Stuart Katzoff

Partner.....Jerry Katzoff

Partner.....Herb Simon

Chief Financial Officer.....Kevin Bower

General Counsel.....Brett Beecham

Executive Vice President, Business Operations.....Justin Piper

Vice President, Ticket Sales & Marketing.....Mike Reynolds

Vice President, Special Projects.....Tracy Berrey

Vice President, Communications.....T.J. Lasita

Controller.....Jerry Meyer

Director, Promotions & Game Day Operations.....Adam Cooper

Account Executive, Basketball Operations Camps & Clinics.....Darnell Bolton

Account Executive.....Brian Brisbois

Account Executive.....Mark Drake

Senior Manager, Marketing Partnerships.....Brady Raggio

Account Executive.....Taylor Russo

Account Executive, Marketing Partnersihps...Amir Sanjar

Account Executive.....Evan Durlester

Office Manager.....Teresa Fleck

Coordinator, Media Relations.....Zak Basch

Community Relations.....Ethan O'Bryant

Head Coach.....Eric Musselman

Assistant Coach.....Clay Moser

Stuart Katzoff

Justin Piper

Eric Musselman

2009-10 REVIEW

REGULAR SEASON RESULTS

November

28	Idaho	L	115-137	0-1
30	Idaho	L	104-123	0-2

December

4	Los Angeles	W	101-79	1-2
5	LOS ANGELES	L	111-117^	1-3
11	Utah	W	107-103	2-3
13	BAKERSFIELD	W	109-88	3-3
15	BAKERSFIELD	W	98-90	4-3
18	Sioux Falls	L	112-114	4-4
21	Rio Grande Valley	L	95-103	4-5
26	TULSA	W	102-87	5-5
27	TULSA	L	95-100	5-6

January

1	IDAHO	L	109-123	5-7
3	IDAHO	L	108-109	5-8
4	DAKOTA	L	110-118^	5-9
6	Erie	L	88-92	5-10
8	Utah	L	75-85	5-11
9	Albuquerque	L	95-97	5-12
12	UTAH	W	98-85	6-12
15	Idaho	W	110-93	7-12
16	Idaho	W	129-116	8-12
20	Utah	W	101-93	9-12
22	Utah	L	104-109	9-13
30	UTAH	W	104-101	10-13
31	UTAH	L	76-101	10-14

February

2	Austin	W	109-97	11-14
3	Austin	L	106-115	11-15
6	Rio Grande Valley	L	76-109	11-16
9	IDAHO	W	122-116^	12-16
10	IDAHO	L	107-119	12-17
16	Fort Wayne	W	94-90	13-17
19	Springfield	W	124-123	14-17
20	Springfield	W	112-99	15-17
23	Iowa	L	116-120	15-18
25	Iowa	W	118-100	16-18
27	TULSA	L	94-96	16-19
28	TULSA	W	113-101	17-19

March

5	Utah	W	110-103	18-19
7	SPRINGFIELD	W	106-77	19-19
9	Bakersfield	L	112-118	19-20
12	UTAH	W	101-87	20-20
13	UTAH	L	109-115^	20-21
19	RIO GRANDE VALLEY	W	114-101	21-21
20	RIO GRANDE VALLEY	L	113-127	21-22
23	Los Angeles	W	114-101	22-22
24	Los Angeles	W	117-100	23-22
26	MAINE	W	102-91	24-22
27	MAINE	W	96-85	25-22

April

2	ALBUQUERQUE	W	134-112	26-22
3	ALBUQUERQUE	W	114-106	27-22
4	TULSA	W	105-88	28-22

POSTSEASON RESULTS

April

10	RIO GRANDE VALLEY	L	94-110$	0-1
12	Rio Grande Valley	W	128-126$	1-1
13	Rio Grande Valley	L	118-135$	1-2

CAPS indicates home contest
^ indicates overtime
$ Indicates Quarter-Finals

TOP INDIVIDUAL PERFORMANCES

Points: 41, Desmon Farmer (at Idaho, 1/16; at Springfield, 2/19)
Field Goals Made: 14, Desmon Farmer (at Idaho, 1/16)
Free Throws Made: 13, Desmon Farmer (at Utah, 12/11)
3-Pointers Made: 8, Desmon Farmer (at Utah, 1/12)
Rebounds: 18, Marcus Hubbard (vs. Bakersfield, 12/13)
Assists: 14, Will Blalock (vs. Utah, 3/13)
Steals: 7, Mo Charlo (at Rio Grande Valley, 12/21)
Blocks: 9, Cezary Trybanski (at Los Angeles, 12/4)

TOP TEAM PERFORMANCES

Points: 134 (vs. Albuqueruqe, 4/2)
Field Goals Made: 50 (vs. Idaho, 2/9)
Free Throws Made: 37 (at Utah, 12/11; vs. Bakersfield, 2/15)
3-Pointers Made: 11 (at Iowa, 12/23)
Rebounds: 61 (vs. Bakersfield, 2/13)
Assists: 38 (vs. Idaho, 2/9)
Steals: 16 (vs. Springfield, 3/7)
Blocks: 16 (at Los Angeles, 12/4)

SEASON HIGHLIGHTS

Reno finished its second season of NBA Development League basketball with a 28-22 (.560) mark, tied for the third-best mark in the Western Conference...the Bighorns earned their first-ever berth in the NBA D-League playoffs, falling to eventual champion Rio Grande Valley in the first round... Desmon Farmer averaged 23.7 points per game, good for 2nd-best in the league... Rod Benson ranked 3rd in the league in blocks per game (1.9) and 4th on the circuit in rebounds per game (9.7)...Benson recorded 22 double-doubles on the season, 5th most in the NBA D-League.

RIO GRANDE VALLEY VIPERS

Western Conference

2009-10 SEASON

NOVEMBER

SUN	MON	TUE	WED	THU	FRI	SAT
					19	20
21 TEX	22	23	24	25	26	27 @ AUS
28 @ AUS	29	30				

DECEMBER

SUN	MON	TUE	WED	THU	FRI	SAT
			1	2	3 @ TEX	4
5 @ TUL	6	7 NMX	8 NMX	9	10 @ RNO	11 @ RNO
12	13	14	15	16	17 BAK	18 BAK
19	20 NMX	21	22	23	24	25
26 TEX	27@ TEX	28	29	30	31 SXF	

JANUARY

SUN	MON	TUE	WED	THU	FRI	SAT
						1 SXF
2	3	4	5	6	7 AUS	8 AUS
9	10 FWN	11	12 @ ERI	13	14	15
16	17	18 MNE	19 MNE	20	21 @ DAK	22 @ DAK
23	24	25	26	27	28 @ IWA	29 @ IWA
30	31					

FEBRUARY

SUN	MON	TUE	WED	THU	FRI	SAT
		1 IWA	2 IWA	3	4 @ NMX	5 @ NMX
6	7 @ UTA	8	9	10 @ AUS	11	12 @ AUS
13	14	15	16 AUS	17	18	19
20	21	22 @ TEX	23	24 @ MNE	25	26 @ SPG
27 @ MNE	28					

MARCH

SUN	MON	TUE	WED	THU	FRI	SAT
		1	2	3	4 @ BAK	5 @ BAK
6	7	8	9	10	11	12
13	14 SXF	15 SXF	16	17	18 AUS	19 AUS
20	21 IDA	22	23 IDA	24	25	26 @ TUL
27 @ TEX	28	29	30	31		

APRIL

SUN	MON	TUE	WED	THU	FRI	SAT
					1 SPG	2 SPG

TEAM INFORMATION

Team Address.....Uptown Plaza
4500 N. 10th Street, Suite 315
McAllen, TX 78504

Business Phone.....956-972-1144

Ticket Information.....888-RGV-NBAD (748-6223)

Business Fax.....956-972-1150

Website.....www.rgvipers.com

Arena (Capacity).....State Farm Arena (5,713)

Arena Address.....2600 North 10th Street
Hidalgo, TX 78557

TEAM DIRECTORY

Ownership Group.....Alonzo Cantu, David Guerra, Kenny Hausenfluck, David DeAnda, Hector Ramos, Humberto Rodriguez, Larry Safir

President.....Bert Garcia

Executive Vice President.....Nora Cano

Vice President, Ticket Sales.....Shu Muthyala

Vice President, Administration.....Jennifer Stool

Director, Communications.....Jonah Goldberg

Director, Premium Seating.....Nicole Zagata

Director, Community Relations & Group Sales Manager..... Liana Cisneros

Sponsorsihp Fulfillment Liason.....Analee Flores

Account Executive.....Andre Burns

General Manager.....Gerson Rosas

Director, Player Development.....BJ Johnson

Director of Scouting.....Phil Jabour

Head Coach.....Chris Finch

Assistant Coach.....Paul Mokeski

Assistant Coach.....Jai Steadman

Director, Basketball Operations & Broadcasting.....Alex Del Barrio

Athletic Trainer & Strength and Conditioning Coach.....Joe Resendez

Alonzo Cantu

Burt Garcia

Chris Finch

BROADCAST INFORMATION

English Radio: Jack FM
KJAV 104.9 FM (upper valley), KZSP 95.3 FM (lower valley)
On Air Talent: Alex Del Barrio, Jonah Goldberg

Spanish Radio: La Tremenda; KGBT 1530 AM

2009-10 REVIEW

REGULAR SEASON RESULTS

November

27	Austin	L	82-93	0-1
28	Austin	W	109-102	1-1

December

4	TULSA	W	104-100	2-1
5	Tulsa	W	94-89	3-1
8	Austin	W	97-88	4-1
10	ALBUQUERQUE	W	135-112	5-1
12	ALBUQUERQUE	W	125-112	6-1
18	Tulsa	L	90-108	6-2
19	Tulsa	L	89-94^	6-3
21	RENO	W	103-95	7-3
26	AUSTIn	W	99-95	8-3

January

3	Los Angeles	W	108-101^	9-3
4	Albuquerque	L	84-101	9-4
6	BAKERSFIELD	W	115-107	10-4
9	Iowa	W	109-100	11-4
10	Iowa	W	122-104	12-4
13	ALBUQUERQUE	L	100-109	12-5
14	ALBUQUERQUE	W	103-78	13-5
17	Dakota	W	126-116^	14-5
19	Dakota	L	84-107	14-6
22	Erie	W	110-88	15-6
23	Erie	W	100-94	16-6
28	SIOUX FALLS	W	108-94	17-6
29	SIOUX FALLS	W	108-96	18-6
31	LOS ANGELES	W	112-110	20-6

February

2	Albuquerque	W	106-88	21-6
3	Albuquerque	L	114-123	21-7
5	Albuquerque	L	93-108	21-8
6	RENO	W	109-76	22-8
9	Fort Wayne	W	118-101	23-8
20	MAINE	L	106-111	23-9
21	MAINE	W	117-107	24-9
26	SPRINGFIELD	W	126-128^	25-9
28	BAKERSFIELD	W	146-135	26-9

March

1	Springfield	L	111-127	26-10
5	Bakersfield	W	124-106	27-10
6	Bakersfield	L	114-116	27-11
9	AUSTIN	W	100-85	28-11
10	AUSTIN	L	90-95	28-12
13	TULSA	W	126-103	29-12
14	TULSA	W	106-101	30-12
19	Reno	L	101-114	30-13
20	Reno	W	127-113	31-13
26	LOS ANGELES	W	110-95	32-13
27	LOS ANGELES	W	120-117	33-13
30	Utah	L	137-143^	33-14
31	Idaho	L	153-165^	33-15

April

2	DAKOTA	W	108-100	34-15
3	DAKOTA	L	105-110	34-16

POST SEASON RESULTS

April

10	Reno	W	110-94$	1-0
12	RENO	L	126-128$	1-1
13	RENO	W	135-118$	2-1
17	Austin	L	120-122*	2-2
19	AUSTIN	W	137-110*	3-2
21	AUSTIN	W	99-98*	4-2
25	Tulsa	W	124-107!	5-2
27	TULSA	W	94-91!	6-2

CAPS indicates home contest
^ indicates overtime
$ Indicates Quarter-Finals
* Indicates Semi-Finals
! Indicates NBA D-League Finals

TOP INDIVIDUAL PERFORMANCES

Points: 48, Mike Harris (at Dakota, 1/17)
Field Goals Made: 17, Mike Harris (at Dakota, 1/17)
Free Throws Made: 14, Mike Harris (at Dakota, 1/17), Antonio Anderson (at Austin, 12/8)
3-Pointers Made: 9, Ernest Scott (at Bakersfield, 3/5)
Rebounds: 24, Mike Harris (at Dakota, 1/17)
Assists: 17, Will Conroy (vs. Bakersfield, 2/28)
Steals: 5, Craig Winder (Vs. Springfield, 2/26; at Bakersfield, 3/6)
Blocks: 9, Kurt Looby (vs. Austin, 12/26)

TOP TEAM PERFORMANCES

Points: 152 (at Idaho, 3/31)
Field Goals Made: 57 (at Idaho, 3/31)
Free Throws Made: 37 (vs. Bakersfield, 2/28)
3-Pointers Made: 16 (at Bakersfield, 3/5)
Rebounds: 51 (vs. Tulsa, 12/4; vs Los Angeles 3/26)
Assists: 38 (at Bakersfield, 3/5; vs. Albuquerque, 12/10)
Steals: 13 (15 vs. Reno, 2/6)
Blocks: 13 (vs. Austin, 12/16)

ASSIGNED PLAYERS

PLAYER	TEAM	STATS
Joey Dorsey	Houston	16g, 14.9 ppg, 13.3 rpg
Jermaine Taylor	Houston	8g, 19.8 ppg, 4.8 rpg
Mike Harris	Houston	6g, 27.8 ppg, 10.2 rpg

NOTE: Statistics are only representative of the time a player was on assignment and include regular season stats only

ALL-TIME PLAYER CALL-UPS

YEAR	PLAYER	NBA TEAM
07-08	CJ Watson	Golden State
08-09	Jawad Williams	Cleveland
09-10	Mike Harris	Houston (twice)/Washington
09-10	Will Conroy	Houston (twice)
09-10	Garrett Temple	Houston/Sacramento/San Antonio
09-10	Antonio Anderson	Oklahoma City
09-10	Kenny Hasbrouck	Miami

SEASON HIGHLIGHTS

The Vipers won their first NBA Development League Championship following a sweep of the Tulsa 66ers as Craig Winder banked-in a three-pointer at the buzzer to finish off the 94-91 game two victory… Mike Harris earned League MVP Honors after averaging 27.1 points and 10.5 rebounds in 34 games. Harris earned GATORADE Call-Ups to the Houston Rockets and the Washington Wizards. After his second GATORADE Call-Up the Rockets, Harris was assigned to the Vipers before game three of the quarterfinals. … Head Coach Chris Finch earned Dennis Johnson Coach of the Year honors. The Vipers sat an NBA D-League record with 10 total GATORADE Call-Ups of a record five individual players. In addition to Harris, Garrett Temple earned three GATORADE Call-Ups (Rockets, Sacramento Kings and San Antonio Spurs), Will Conroy earned two with the Rockets, Antonio Anderson earned one with the Oklahoma City Thunder and Kenny Hasbrocuk earned one with the Miami Heat.

SIOUX FALLS SKYFORCE

Eastern Conference

2010-11 SEASON

NOVEMBER

SUN	MON	TUE	WED	THU	FRI	SAT
					19	20
21 @ FWN	22	23 @ FWN	24	25	26 @ DAK	27 DAK
28	29	30				

DECEMBER

SUN	MON	TUE	WED	THU	FRI	SAT
			1 @ IWA	2	3 IWA	4 RNO
5	6	7 AUS	8	9	10 TUL	11 TUL
12	13	14	15	16	17 UTA	18 UTA
19	20	21	22	23	24	25 DAK
26	27	28	29	30	31 @ RGV	

JANUARY

SUN	MON	TUE	WED	THU	FRI	SAT
						1 @ RGV
2	3	4	5	6	7 @ ERI	8 @ FNW
9	10 @ TUL	11	12	13 RNO	14	15 BAK
16 BAK	17	18	19	20	21 NMX	22 NMX
23	24	25	26	27	28	29 @ DAK
30 @ DAK	31					

FEBRUARY

SUN	MON	TUE	WED	THU	FRI	SAT
		1	2	3	4 @ IWA	5 FWN
6	7	8 MNE	9	10	11 IDA	12 IDA
13	14	15 IWA	16	17	18	19
20	21	22	23	24 @ IWA	25 @ IWA	26
27 @ IWA	28					

MARCH

SUN	MON	TUE	WED	THU	FRI	SAT
		1 IDA	2	3 IDA	4	5 @ AUS
6	7	8	9 @ TEX	10	11 @ TEX	12 @ TUL
13	14 @ RGV	15 @ RGV	16	17	18 @ IWA	19
20 SPG	21	22 SPG	23 @ DAK	24	25 RNO	26 RNO
27	28	29	30	31 @ ERI		

APRIL

SUN	MON	TUE	WED	THU	FRI	SAT
					1	2 @ FWN

TEAM INFORMATION

Team Address.....2131 S. Minnesota Ave
Sioux Falls, SD 57105

Business Phone.....605-332-0605

Business Fax.....605-332-2305

Ticket Information.....605-332-0605

Website.....www.skyforceonline.com

Arena (Capacity).....Sioux Falls Arena (6,105)

Arena Address.....1201 N West Ave
Sioux Falls, SD 57104

TEAM DIRECTORY

Owner.....Greg Heineman

Owner/President.....Mike Heineman

Vice President/General Manager.....Jeremy DeCurtins

Assistant General Manager.....Mike Gorsett

Director, Media/Public Relations.....Brett Hansen

Director, Game Operations/
Manager, Group Sales.....Amanda Simon

Business Development Executive.....Kyle Kapitan

New Business Manager.....Nicole Van Gelder

Head Coach.....Tony Fritz

Assistant Coach.....Duane Ticknor

Athletic Trainer.....Dustin Schramm

Greg Heineman

Mike Heineman

Tony Fritz

BROADCAST INFORMATION

Radio: KSOO (1140 AM)

On Air Talent: Dan Peters

2009-10 REVIEW

REGULAR SEASON RESULTS

November

27	MAINE	W	112-95	1-0
29	Dakota	L	74-91	1-1

December

4	ERIE	W	110-101	2-1
5	ERIE	L	107-109^	2-2
12	Fort Wayne	L	98-107	2-3
13	Fort Wayne	W	110-100	3-3
15	IOWA	W	109-99	4-3
18	RENO	W	114-112	5-3
19	Dakota	L	96-103	5-4
26	SPRINGFIELD	W	105-93	6-4
27	SPRINGFIELD	W	107-105	7-4
30	DAKOTA	W	114-97	8-4
31	Dakota	L	91-108	8-5

January

2	Tulsa	L	110-136	8-6
3	Tulsa	L	98-113	8-7
5	MAINE	W	121-103	9-7
6	Austin	L	94-127	9-8
8	DAKOTS	W	113-128^	10-8
10	Dakota	L	97-122	10-9
12	IOWA	L	115-126	10-10
15	FORT WAYNE	W	115-97	11-10
16	FORT WAYNE	L	97-103	11-11
22	TULSA	L	119-122^	11-12
23	TULSA	W	98-90	12-12
28	Rio Grande Valley	L	94-108	12-13
29	Rio Grande Valley	L	96-108	12-14
31	Tulsa	W	113-106	13-14

February

3	Idaho	W	121-110	14-14
5	IDAHO	W	116-112	15-14
6	MAINE	L	95-97	15-15
10	ALBUQUERQUE	W	100-90	16-15
17	Utah	W	109-98	17-15
19	DAKOTA	W	119-118^	18-15
20	DAKOTA	W	110-102	19-15
27	Iowa	W	110-103	20-15
28	Iowa	W	120-116	21-15

March

3	Springfield	W	128-97	22-15
4	Springfield	W	115-109	23-15
7	Maine	W	99-98	24-15
9	Erie	L	93-116	24-16
14	Fort Wayne	W	96-91	25-16
16	IDAHO	W	117-115^	26-16
17	IDAHO	W	105-93	27-16
19	Iowa	L	102-110	27-17
20	Iowa	L	83-110	27-18
24	MAINE	W	110-108	28-18
26	SPRINGFIELD	W	118-101	29-18
27	SPRINGFIELD	W	113-104	30-18

April

2	Bakersfield	W	123-110	31-18
3	Bakersfield	W	112-95	32-18

POST SEASON RESULTS

April

8	Tulsa	L	109-119$	0-1
9	TULSA	W	106-99$	1-1
11	TULSA	L	101-111$	1-2

CAPS indicates home contest
^ indicates overtime
$ Indicates Quarter-Finals

TOP INDIVIDUAL PERFORMANCES

Points: 43, Reggie Williams (vs. Tulsa, 1/22; vs. Idaho, 2/5)
Field Goals Made: 17, Reggie Williams (vs. Tulsa, 1/22)
Free Throws Made:17, Alexander Johnson (vs. Springfield, 3/26)
3-Pointers Made: 6, Leemire Goldwire (at Iowa, 2/28)
Rebounds: 19, Alexander Johnson (at Maine, 3/7)
Assists: 19, David Bailey (at Bakersfield, 4/2)
Steals: 5, Keith Brumbaugh (vs. Maine, 1/5)
Blocks:10, Greg Stiemsma (vs. Springfield, 12/27)

TOP TEAM PERFORMANCES

Points: 133 (vs Dakota, 1/8)
Field Goals Made: 51 (at Bakersfield, 4/2)
Free Throws Made: 37 (vs. Dakota, 1/8 & 2/20)
3-Pointers Made: 15 (vs. Fort Wayne, 1/15)
Rebounds: 54 (at Iowa, 2/27)
Assists: 41 (at Bakrsfield, 4/2)
Steals: 15 (at Iowa, 2/27)
Blocks: 13 (vs. Springfield, 12/27)

ASSIGNED PLAYERS

PLAYER	TEAM	STATS
Nathan Jawai	Minnesota	4g, 8.3 ppg, 4.5 rpg

SEASON HIGHLIGHTS

Finished with a regular season record of 32-18 (.640), the best regular season record since joining the NBA Development League in April 2006…Finished with the third best home record in the league (19-5), which also tied for the third best single-season home winning percentage in franchise history…Alexander Johnson (Houston Rockets), Greg Stiemsma (Minnesota Timberwolves) and Reggie Williams (Golden State Warriors) earned GATORADE call-ups…Williams was named All-NBA D-League First Team and Stiemsma was named All-NBA D-League Honorable Mention… Stiemsma was named Defensive Player of Year,

ALL-TIME PLAYER CALL-UPS

YEAR	PLAYER	NBA TEAM
06-07	Andre Brown	Seattle
06-07	Jared Reiner	Milwaukee
07-08	Bobby Jones	Houston, Miami, San Antonio, Denver
07-08	Kasib Powell	Miami
09-10	Reggie Williams	Golden State
09-10	Alexander Johnson	Houston
09-10	Greg Stiemsma	Minnesota

SPRINGFIELD ARMOR

Eastern Conference

2010-11 SEASON

NOVEMBER

SUN	MON	TUE	WED	THU	FRI	SAT
					19 @ ERI	20 @ ERI
21	22	23	24	25	26 MNE	27 MNE
28	29	30				

DECEMBER

SUN	MON	TUE	WED	THU	FRI	SAT
			1	2 MNE	3	4 FWN
5 @ MNE	6	7	8	9	10 AUS	11 AUS
12	13	14	15	16	17 MNE	18 IDA
19	20	21	22	23	24	25 @ FWN
26 @ MNE	27	28	29	30	31 ERI	

JANUARY

SUN	MON	TUE	WED	THU	FRI	SAT
						1
2 ERI	3	4 @ NMX	5 @ NMX	6	7 @ TEX	8
9 DAK	10	11 @ UTA	12	13 IDA	14	15 ERI
16	17	18 ERI	19	20	21 BAK	22 BAK
23	24	25	26	27 TUL	28 TUL	29
30	31					

FEBRUARY

SUN	MON	TUE	WED	THU	FRI	SAT
		1	2 @ RNO	3	4 @ BAK	5 @ BAK
6	7	8	9	10 MNE	11 @ MNE	12
13 @ MNE	14	15	16	17	18	19
20	21	22 @ FWN	23	24 @ FWN	25	26 RGV
27	28					

MARCH

SUN	MON	TUE	WED	THU	FRI	SAT
		1	2	3 IWA	4 DAK	5
6 @ MNE	7	8 @ ERI	9	10 FWN	11	12 FWN
13	14	15	16	17 @ FWN	18	19 @ FWN
20 @ SXF	21	22 @ SXF	23	24	25	26 NMX
27	28	29	30 @ TEX	31		

APRIL

SUN	MON	TUE	WED	THU	FRI	SAT
					1 @ RGV	2 @ RGV

TEAM INFORMATION

Team Address.....One Monarch Place, Suite 200
Springfield, MA 01144

Business Phone.....413-746-3263

Ticket Information.....413-746-3263

Website.....www.armorhoops.com

Arena (Capacity).....MassMutual Center (6,904)

Arena Address.....1277 Main Street
Springfield, MA 01103

TEAM DIRECTORY

Managing Partner, HSW Group.....Michael Savit

General Manager.....Alex Schwerin

Head Coach &
Director of Basketball Operations.....Dee Brown

Assistant Coach.....Kevin Whitted

Director, Media & Public Relations.....Nicole Hoffman

Account Executive.....Kyle Knickerbocker

Account Executive.....Chris Sjogren

Account Executive.....Ben Bernstein

Director & Choreographer,
Dance Team.....Amy Ruelle Leigner

Assistant Director, Dance Team.....Samantha Plankey

Michael Savit

Alex Schwerin

Dee Brown

BROADCAST INFORMATION

Radio: WHLL AM 1450 - ESPN The Hall

On Air Talent: John Chandler

2009-10 REVIEW

REGULAR SEASON RESULTS

November

27	IOWA	L	73-106	0-1
28	IOWA	L	84-96	0-2

December

4	Maine	L	79-102	0-3
5	MAINE	L	89-115	0-4
10	TULSA	L	74-90	0-5
12	TULSA	L	91-88	0-6
15	Fort Wayne	L	107-124	0-7
18	FORT WAYNE	W	112-107^	1-7
23	ERIE	L	94-108	1-8
26	Sioux Falls	L	93-105	1-9
27	Sioux Falls	L	105-107	1-10

January

1	IOWA	L	99-110	1-11
2	ERIE	W	87-75	2-11
4	IDAHO	L	88-111	2-12
5	Dakota	L	103-110	2-13
8	Maine	L	91-95	2-14
9	MAINE	W	113-110^	3-14
15	Maine	L	90-94	3-15
16	Maine	W	100-96	4-15
21	MAINE	W	109-100	5-15
23	AUSTIN	L	107-114	5-16
27	ERIE	L	94-95	5-17
28	Fort Wayne	L	81-94	5-18
30	ERIE	L	91-93	5-19
31	Maine	L	90-111	5-20

February

6	AUSTIN	L	98-114	5-21
8	AUSTIN	L	101-132	5-22
19	RENO	L	123-124	5-23
20	RENO	L	99-112	5-24
25	Tulsa	L	101-107	5-25
26	Rio Grande Valley	L	128-136^	5-26
28	Austin	L	108-111^	5-27

March

1	RIO GRANDE VALLEY	W	127-111	6-27
3	SIOUX FALLS	L	97-128	6-28
4	SIOUX FALLS	L	109-115	6-29
6	Utah	L	89-101	6-30
7	Reno	L	77-106	6-31
9	Los Angeles	L	88-98	6-32
12	Bakersfield	L	86-104	6-33
13	Bakersfield	L	96-132	6-34
16	ALBUQUERQUE	W	108-104	7-34
18	Fort Wayne	L	86-115	7-35
21	Maine	L	107-118	7-36
23	Austin	L	109-118^	7-37
24	Austin	L	89-118	7-38
26	Sioux Falls	L	101-118	7-39
27	Sioux Falls	L	104-113	7-40
29	FORT WAYNE	L	88-108	7-41

April

1	FORT WAYNE	L	83-100	7-42
2	Erie	L	90-107	7-43

CAPS indicates home contest
^ indicates overtime

TOP INDIVIDUAL PERFORMANCES

Points: 39, Morris Almond (at Fort Wayne, 12/15)
Field Goals Made: 14 (Marcus Campbell (at Sioux Falls, 3/6), Morris ALmond (vs. Erie, 12/23)
Free Throws Made: 15, Morris Almond (vs. Austin 1/23)
3-Pointers Made: 6, Tony Bobbitt (vs. Reno, 2/19)
Rebounds: 24, Marcus Campbell (at Bakersfield, 3/12)
Assists: 16, JamesOn Curry (vs. Iowa, 1/1; vs. Maine, 1/9)
Steals: 6, Abdualli Jalloh (vs. Maine, 1/21; at Sioux Falls, 3/27)
Blocks: 5, Dante Milligan (at Bakersfield, 3/12)

TOP TEAM PERFORMANCES

Points: 128 (at Rio Grande Valley, 2/26)
Field Goals Made: 46 (vs. Reno, 2/19)
Free Throws Made: 38 (vs. Fort Wayne, 12/18)
3-Pointers Made: 13 (vs. Reno, 2/19)
Rebounds: 54 (vs. Fort Wayne, 4/1)
Assists: 31 (vs. Iowa, 1/1)
Steals: 14 (at Austin, 2/28; at Erie, 4/2)
Blocks: 8 (at Bakersfield, 3/12)

SEASON HIGHLIGHTS

Started the season with an 86-78 win in a preseason tilt against the Maine Red Claws...recorded first regular season victory (112-107) on December 18th in an overtime game against the Fort Wayne Mad Ants… JamesOn Curry signed a 10-day contract with the Los Angeles Clippers on January 22nd marking the first ever call up … Morris Almond participated in the NBA D-League All-Star Haier Shooting Stars Competition and also logged 18 minutes in the All-Star game on February 13th….Justin Hawkins finished the year averaging 20 ppg... Marcus Campbell averaging more than 7.5 boards per game.... Kyle McAlarney had more than 5 assists per game…attained season high attendance of 4,481 fans at final home game of the season.

ALL-TIME PLAYER CALL-UPS

YEAR	PLAYER	NBA TEAM
09-10	JamesOn Curry	L.A. Clippers

TEXAS Legends

Western Conference

2010-11 SEASON

NOVEMBER

SUN	MON	TUE	WED	THU	FRI	SAT
					19	20
21 @ RGV	22	23	24	25	26 @ IDA	27 @ IDA
28	29	30 AUS				

DECEMBER

SUN	MON	TUE	WED	THU	FRI	SAT
			1	2	3 RGV	4 TUL
5	6	7	8	9	10	11 @ FWN
12 @ FWN	13	14 TUL	15	16	17 @ DAK	18 @ DAK
19	20	21	22	23	24	25
26 @ RGV	27 RGV	28	29	30	31	

JANUARY

SUN	MON	TUE	WED	THU	FRI	SAT
						1 TUL
2 NMX	3	4	5	6	7 SPG	8 TUL
9	10 @ NMX	11	12	13 IWA	14	15 @ RNO
16 @ RNO	17	18	19	20	21 MNE	22 @ TUL
23	24 MNE	25	26 UTA	27	28 UTA	29
30 NMX	31					

FEBRUARY

SUN	MON	TUE	WED	THU	FRI	SAT
		1 @ NMX	2 @ NMX	3	4	5 TUL
6 ERI	7	8	9	10	11 @ BAK	12 @ BAK
13	14	15 @ BAK	16	17	18	19
20	21 AUS	22 RGV	23	24	25 ERI	26 @ TUL
27	28					

MARCH

SUN	MON	TUE	WED	THU	FRI	SAT
		1	2 @ AUS	3 @ AUS	4	5
6	7	8	9 SXF	10	11 AUS	12 AUS
13	14	15	16	17	18 @ MNE	19
20 @ MNE	21	22	23	24	25 @ TUL	26
27 RGV	28	29	30 SPG	31 ! AUS		

APRIL

SUN	MON	TUE	WED	THU	FRI	SAT
					1	2 AUS

TEAM INFORMATION

Team Address.....2601 Avenue of the Stars, Ste. 300
Frisco, TX 75034

Business Phone.....214-469-0822

Business Fax.....214-469-0823

Website.....www.tulsa66ers.com

Arena (Capacity).....Dr. Pepper Arena (3,500)

Arena Address.....2601 Avenue of the Stars
Frisco, TX, 75034

TEAM DIRECTORY

Owner..... Donnie Nelson

Owner.....Evan Wyly

President..... Bill Boyce

Vice President, Corporate Sponsorship.....Drew Mitchell

President, Basketball Operations.....Spud Webb

General Manager.....Del Harris

Head Coach.....Nancy Lieberman

Assistant Coach.....Scott Flemming

Assistant Coach.....David Wesley

Sales Manager.....Julie Lasky

Director, Player Personnell & Senior Account Executive.....Travis Blakeley

Senior Account Executive.....Cameron Badgett

Account Executive.....Ryan Duffie

Account Executive.....Earlina Green

Account Executive.....Caryce Porter

Account Executive.....Jared Thompson

Community Events & Marketing.....Lindsey Blanchette

Special Events & Promotions.....Ashley Smith

Project Manager.....Patrice Smith

Assistant General Manager.....Malcolm Farmer

Campaign Manager.....Andrea Wright

Bill Boyce

Nancy Lieberman

Spud Webb

BROADCAST INFORMATION

Radio: ESPN 103.3; ESPN HD Radio

On Air Talent: TBD

TV: TBD

TEXAS
2010
SPALDING

FRISCO

TULSA 66ers

Eastern Conference

2010-11 SEASON

NOVEMBER

SUN	MON	TUE	WED	THU	FRI	SAT
					19 @ BAK	20 @ BAK
21	22	23	24	25	26 IWA	27 IWA
28	29	30				

DECEMBER

SUN	MON	TUE	WED	THU	FRI	SAT
			1	2 AUS	3	4 @ TEX
5 RGV	6	7	8	9	10 @ SXF	11 @ SXF
12	13	14@ TEX	15	16 FWN	17 FWN	18
19 IWA	20	21	22	23	24	25
26 @ IDA	27	28 @ RNO	29	30 @ AUS	31	

JANUARY

SUN	MON	TUE	WED	THU	FRI	SAT
						1@ TEX
2 @ AUS	3	4	5 FWN	6	7 FWN	8 @ TEX
9	10 SXF	11 @ DAK	12	13	14 @ NMX	15@ NMX
16	17	18	19	20 RNO	21	22 TEX
23	24	25	26	27 @ SPG	28	29 @ SPG
30 @ MNE	31					

FEBRUARY

SUN	MON	TUE	WED	THU	FRI	SAT
		1	2	3	4 UTA	5 @ TEX
6	7	8	9	10	11 UTA	12 UTA
13	14	15	16	17	18	19
20	21	22	23	24 ERI	25	26 TEX
27 SXF	28					

MARCH

SUN	MON	TUE	WED	THU	FRI	SAT
		1	2	3	4 @ ERI	5 @ ERI
6	7	8	9	10	11 SXF	12 SXF
13	14 @ UTA	15	16 @ IDA	17	18 @ NMX	19 @ NMX
20	21	22 AUS	23	24	25 TEX	26 RGV
27	28	29	30	31		

APRIL

SUN	MON	TUE	WED	THU	FRI	SAT
					1 DAK	2 DAK

TEAM INFORMATION

Team Address.....2727 E. 21st Street, Suite 500
Tulsa, OK 74114

Business Phone.....918-585-8444

Business Fax.....918-398-6930

Ticket Information.....918-585-8444

Website.....www.tulsa66ers.com

Email.....info@tulsa66ers.com

Arena (Capacity).....Tulsa Convention Center (6,000)

Arena Address.....100 Civic Center
Tulsa, OK 74103

TEAM DIRECTORY

Ownership: Professional Basketball Club, LLC

Chairman, Dorchester Capital..... Clayton I. Bennett

Chairman & CEO
Chesapeake Energy Corporation..... Aubrey K.McClendon

Chairman & CEO
MidFirst Bank..... G. Jeffrey Records, Jr.

Chairman & CEO
SandRidge Energy Inc.....Tom L. Ward

Chairman & CEO
American Fidelity Company.....William M. Cameron

Clayton I. Bennett

President
Mercedes Benz of Oklahoma City.....Robert E. Howard, II

Chairman Dobson
Communications Corporation..... Everett R. Dobson

President
Balon Corporation..... (Jay) Scaramucci, Jr.

Jim Brylewski

Front Office

President.....Jim Brylewski
Director, Minor League Operations.....Paul Rivers
Manager, Minor League Operations.....Brandon Barnett
Head Coach.....Nate Tibbetts
Assistant Coach.....Dale Osbourne
Athletic Trainer..... Tony Katzenmeier
Coordinator, Athletic Performance.....Bryce Daub
Office Manager.....Renee Cather
Vice President, Sales.....Ted Williams
Coordinator, Game & Entertainment.....Hilary Chapman
Manager, Public Relations.....Mitch Heckart
Account Executive.....Michelle Matthews
Account Executive.....Matt Ullman

Nate Tibbetts

BROADCAST INFORMATION

Radio: 1300 AM "The Buzz"

On Air Talent: Don King

2009-10 REVIEW

REGULAR SEASON RESULTS

November

27	UTAH	L	85-100	0-1
28	UTAH	W	98-87	1-1

December

1	Austin	L	79-97	1-2
2	Austin	W	92-90	2-2
4	Rio Grande Valley	L	100-104	2-3
5	RIO GRANDE VALLEY	L	89-94	2-4
10	Springfield	W	90-74	3-4
12	Springfield	W	98-91	4-4
13	Maine	L	82-87	4-5
18	RIO GRANDE VALLEY	W	108-90	5-5
19	RIO GRANDE VALLEY	W	94-89^	6-5
26	Reno	L	87-102	6-6
27	Reno	W	10-95	7-6

January

2	SIOUX FALLS	W	126-110	8-6
3	SIOUX FALLS	W	113-98	9-6
5	Utah	W	99-96	10-6
7	ALBUQUERQUE	L	97-101	10-7
14	AUSTIN	W	103-95	11-7
16	ERIE	L	91-97	11-8
17	ERIE	L	97-102	11-9
22	Sioux Falls	W	121-119^	12-9
23	Sioux Falls	L	90-98	12-10
28	IOWA	L	104-107	12-11
29	IOWA	W	111-87	13-11
31	SIOUX FALLS	L	106-113	13-12

February

3	Utah	L	103-111	13-13
5	Utah	W	103-96	14-13
6	Bakersfield	L	111-112^	14-14
8	Los Angeles	W	101-100	15-14
10	Los Angeles	W	102-90	16-14
18	MAINE	W	113-107	17-14
25	SPRINGFIELD	W	107-101	18-14
27	Reno	W	96-94	19-14
28	Reno	L	101-113	19-15

March

2	Austin	L	87-95	19-16
4	AUSTIN	W	100-88	20-16
5	DAKOTA	W	106-96^	21-16
7	FORT WAYNE	W	98-84	22-16
8	FORT WAYNE	W	101-77	23-16
13	Rio Grande Valley	L	103-126	23-17
14	Rio Grande Valley	L	101-106	23-18
19	Idaho	L	113-124	23-19
20	Idaho	L	95-110	23-20
25	BAKERSFIELD	L	109-120	23-21
26	ALBUQUERQUE	W	106-86	24-21
28	ALBUQUERQUE	W	100-84	25-21
31	Austin	W	109-104	26-21

April

2	IOWA	W	125-87	27-21
3	IOWA	L	93-105	27-22
4	Reno	L	88-105	27-23

POSTSEASON RESULTS

April

8	SIOUX FALLS	W	119-109$	1-0
9	Sioux Falls	L	99-106$	1-1
11	Sioux Falls	W	111-101$	2-1
16	IOWA	L	102-107*	2-2
28	Iowa	W	117-106*	3-2
20	Iowa	W	127-122*	4-2
25	RIO GRANDE VALLEY	L	107-124!	4-3
27	Rio Grande Valley	L	91-94!	4-4

CAPS indicates home contest
^ indicates overtime
$ Indicates Quarter-Finals
* Indicates Semi-Finals
! Indicates NBA D-League Finals

TOP INDIVIDUAL PERFORMANCES

Points: 37, Larry Owens (vs. Maine, 2/18)
Field Goals Made: 14, Larry Owens (vs. Maine, 2/18)
Free Throws Made: 12, Mustafa Shakur (vs. Dakota, 3/5)
3-Pointers Made: 8, Moses Ehambe (at Austin, 3/31)
Rebounds: 19, Latavious Williams (at Reno, 2/28)
Assists: 14, Mustafa Shakur (vs. Iowa, 1/28)
Steals: 6, Mustafa Shakur (at Maine, 12/13; vs. Dakota, 3/5)
Blocks: 4, D.J. White (vs. FWN, 3/8); DeVon Hardin (vs. RGV, 12/19); Latavious Williams (at UTA, 2/5)

TOP TEAM PERFORMANCES

Points: 136 (vs. SXF, 1/2)
Field Goals Made: 50 (vs. SXF, 1/2)
Free Throws Made: 34 (vs. IWA, 4/3)
3-Pointers Made: 13 (vs. SXF, 1/2)
Rebounds: 58 (vs. FWN, 3/8)
Assists: 34 (vs. IWA, 4/2)
Steals: 15 (vs. RGV, 12/5; vs. DAK, 3/5)
Blocks: 12 (vs. RGV, 12/19)

SEASON HIGHLIGHTS

Advanced to the NBA D-League finals for the first time in franchise history…Recorded a franchise-best 27 victories …Tied a franchise-best by scoring 126 points on Jan. 2 against Sioux Falls… Recorded five straight wins spanning from Feb. 6 to Feb. 27… Surpassed 100 points 19 times on the season…Posted a season-high 38-point victory over Iowa on April 2…Point guard Mustafa Shakur was named to the Western Conference All-Star team…Forward Larry Owens scored a season-high 37 points in a 113-107 win over Maine on Feb. 18… Latavious Williams set a franchise record with 19 rebounds, including nine offensive, on Feb. 28 against Reno.

ASSIGNED PLAYERS

PLAYER	NBA TEAM	STATS
Byron Mullens	Oklahoma City	27g, 15.1 ppg, 7.5 rpg
Kyle Weaver	Oklahoma City	5g, 12.4 ppg, 5.4 rpg
D.J. White	Oklahoma City	10g, 20.2 ppg, 11.1 rpg
Mustafa Shakur	Oklahoma City	4g, 19.6 ppg, 3.5 rpg

NOTE: Statistics are only representative of the time a player was on assignment and include regular season stats only

ALL-TIME PLAYER CALL-UPS

YEAR	PLAYER	NBA TEAM
06-07	Will Conroy	Memphis
06-07	Mike Hall	Washington
06-07	Alan Anderson	Charlotte
07-08	Ronald Dupree	Seattle
08-09	Shaun Livingston	Oklahoma City
09-10	Chris Richard	Chicago (twice)

UTAH FLASH

Western Conference

2010-11 SEASON

NOVEMBER

SUN	MON	TUE	WED	THU	FRI	SAT
					19	20 @ RNO
21 @ RNO	22	23	24	25	26 @ NMX	27 @ NMX
28	29	30 @ BAK				

DECEMBER

SUN	MON	TUE	WED	THU	FRI	SAT
			1	2	3 AUS	4
5 @ AUS	6	7 ERI	8	9	10 @ IDA	11 @ IDA
12	13	14	15	16	17 @ SXF	18 @ SXF
19	20	21	22	23	24	25
26	27	28	29	30	31	

JANUARY

SUN	MON	TUE	WED	THU	FRI	SAT
						1 BAK
2	3 BAK	4	5	6	7 RNO	8 RNO
9	10 @ IWA	11 SPG	12	13	14 IDA	15
16	17	18 AUS	19	20	21 IDA	22 AUS
23	24	25	26 @ TEX	27	28 @ TEX	29
30 @ AUS	31 FWN					

FEBRUARY

SUN	MON	TUE	WED	THU	FRI	SAT
		1	2	3	4 @ TUL	5 @ IWA
6	7 RGV	8	9	10	11 @ TUL	12 @ TUL
13	14 AUS	15	16 DAK	17	18	19
20	21 IDA	22	23	24	25 RNO	26
27 @ RNO	28					

MARCH

SUN	MON	TUE	WED	THU	FRI	SAT
		1	2	3	4 NMX	5 NMX
6	7	8	9	10	11 @ RNO	12 @ RNO
13	14 TUL	15	16	17	18 RNO	19 RNO
20	21	22 MNE	23	24 MNE	25	26
27 @ DAK	28 @ DAK	29	30 BAK	31		

APRIL

SUN	MON	TUE	WED	THU	FRI	SAT
					1 @ IDA	2 @ IDA

TEAM INFORMATION

Team Address .....5017 N Edgewood Drive
Provo, UT 84604

Business Phone 801-434-4667

Ticket Information 801-434-4667

Website .....www.utahflash.com

Arena (Capacity) .....McKay Event Center (6,500)

Arena Address.....800 West University Pkwy
Orem, UT 84058

TEAM DIRECTORY

Owner .....Brandt Andersen

President .....Drew Sellers

Head Coach .....Kevin Young

Assistant Coach .....Gene Cross

Athletic Trainer .....Brady Howe

Vice President, Ticketing & Client Relations.....Micah Howard

Vice President, Sales.....Scott Moudry

Mascot .....Flash Fox

Brandt Andersen

Drew Sellers

Kevin Young

BROADCAST INFORMATION

On Air Talent: Drew Dowling

2009-10 REVIEW

REGULAR SEASON RESULTS

November

27	Tulsa	W	100-85	1-0
28	Tulsa	L	87-98	1-1

December

1	Los Angeles	W	85-84	2-1
3	Bakersfield	W	112-92	3-1
5	Bakersfield	W	104-99	4-1
7	DAKOTA	W	102-92	5-1
11	RENO	L	103-107	5-2
14	IDAHO	W	104-98	6-2
20	Dakota	L	81-85	6-3
22	Dakota	L	91-103	6-4
26	Idaho	L	96-97	6-5
28	Idaho	W	112-109^	7-5
31	ALBUQUERQUE	W	105-94	8-5

January

2	ALBUQUERQUE	L	103-109	8-6
5	TULSA	L	96-99	8-7
7	Fort Wayne	W	131-120	9-7
8	RENO	W	85-75	10-7
10	Albuquerque	L	93-95^	10-8
12	Reno	L	85-98	10-9
14	Bakersfield	W	109-88	11-9
15	Los Angeles	W	102-97	12-9
17	Bakersfield	W	97-93	13-9
19	IDAHO	L	108-116^	13-10
20	RENO	L	93-101	13-11
22	RENO	W	109-104	14-11
25	MAINE	L	84-107	14-12
30	Reno	L	101-104	14-13
31	Reno	W	111-76	15-13

February

3	TULSA	W	111-103	16-13
5	TULSA	L	96-103	16-14
6	Albuquerque	L	87-88	16-15
17	SIOUX FALLS	L	98-109	16-16
19	ALBUQUERQUE	W	98-93	17-16
20	IOWA	L	112-126	17-17
26	Los Angeles	W	118-110	18-17
27	LOS ANGELES	W	126-124^	19-17

March

3	IDAHO	W	114-107	20-17
5	RENO	L	103-110	20-18
6	SPRINGFIELD	W	101-89	21-18
12	Reno	L	87-101	21-19
13	Reno	W	115-109^	22-19
15	ERIE	L	101-111	22-20
19	Los Angeles	W	128-107	23-20
22	Los Angeles	L	86-106	23-21
24	IDAHO	W	123-115	24-21
26	IDAHO	W	116-109	25-21
27	IDAHO	W	113-104	26-21
30	RIO GRANDE VALLEY	W	143-137^	27-21

April

2	Austin	W	120-115	28-21
3	Austin	L	94-104	28-22

POSTSEASON RESULTS

April

7	IOWA	W	107-76$	1-0
9	Iowa	L	91-101$	1-1
11	Iowa	L	92-111$	1-2

CAPS indicates home contest
^ indicates overtime
$ indicates Quarter-Finals

TOP INDIVIDUAL PERFORMANCES

Points: 32, Orien Greene (vs. Tulsa, 2/3)
Field Goals Made: 13, Luke Nevill (at Reno, 1/12)
Free Throws Made: 13, Kevin Kruger (vs. Rio Grande Valley, 3/30)
3-Pointers Made: 5, Kevin Kruger (vs. Rio Grande Valey, 3/30)
Rebounds: 16, Kosta Koufos (at Reno, 3/13)
Assists: 13, Dontell Jefferson (at Bakersfield, 1/17)
Steals: 8, Orien Greene (at Los Angeles, 12/1)
Blocks: 4, Luke Nevill (at Tulsa, 11/27; at Idaho, 12/28); Kosta Koufos (at Reno, 3/13)

TOP TEAM PERFORMANCES

Points: 143 (vs. Rio Grande Valley, 3/30)
Field Goals Made: 46 (vs. Rio Grande Valley, 3/30)
Free Throws Made: 40 (vs. Idaho, 1/19)
3-Pointers Made: 12 (vs. Reno, 3/30; at Austin, 4/2)
Rebounds: 59 (at Idaho, 12/28)
Assists: 32 (at Bakersfield, 12/3)
Steals: 17 (vs. Idaho, 3/27)
Blocks: 8 (at Dakota, 12/22; at Idaho, 12/28; vs. Springfield, 3/6; at Reno, 3/13)

SEASON HIGHLIGHTS

At the end of 2009-10 season the Flash returned to the playoffs for thesecond year in a row. Despite six season ending injuries, the Flash were able to put together another successful season. The Utah Flash led the league in total attendances, including multiple games withover 5,000 fans in the stands. Orien Greene led the league in steals with 131 total steals in 50 games. Kevin Kruger was second in the league with a 91-percent free throw average. Greene also had the highest one-game steal total with eight vs. the Los Angeles D-Fenders.

ASSIGNED PLAYERS

Player	NBA Team	Stats
Kosta Kofus	Utah	5g, 19.4 ppg, 9.8 rpg

ALL-TIME PLAYER CALL-UPS

YEAR	PLAYER	NBA TEAM
08-09	Dontell Jefferson	Charlotte

2009-10 In Review

-Final Division Statistics
-Regular Season Statistics
-Individual Team Statistics
-Gatorade Call-Ups
-Assigned Players
-Single-Game Bests
-Award Winners
-Statistical Leaders

2009-10 NBA Development League Champions - Rio Grande Valley Vipers

Standing: Athletic trainer Joe Resendez, assistant coach Paul Mokeski, Mike Harris, Julian Sensley, Mickell Gladness, Rich Melzer, Ernest Scott, assistant coach Jai Steadman, head coach Chris Finch, basketball operations director Alex Del Bario. **Seated:** Sean Barnette, Craig Winder, Antonio Anderson, Stanley Asumnu, Will Conroy, Jonathan Wallace.

FINAL STANDINGS

EASTERN CONFERENCE

	W-L	HOME W-L	ROAD W-L	PCT	GB	LAST 5	STREAK
IOWA	37-13	19-6	18-7	0.740	0.0	3-2	WON 1
SIOUX FALLS	32-18	20-5	12-13	0.640	5.0	5-0	WON 5
DAKOTA WIZARDS	29-21	21-4	8-17	0.580	8.0	3-2	WON 1
MAINE	27-23	16-9	11-14	0.540	10.0	0-5	LOST 6
FORT WAYNE	22-28	13-12	9-16	0.440	15.0	4-1	WON 4
ERIE	21-29	10-15	11-14	0.420	16.0	3-2	WON 2
SPRINGFIELD	7-43	7-18	0-25	0.140	30.0	0-5	LOST 9

WESTERN CONFERENCE

	W-L	HOME W-L	ROAD W-L	PCT	GB	LAST 5	STREAK
RIO GRANDE VALLEY	34-16	21-4	13-12	0.680	0.0	2-3	LOST 1
AUSTIN	32-18	18-7	14-11	0.640	2.0	3-2	WON 1
RENO	28-22	15-10	13-12	0.560	6.0	5-0	WON 7
UTAH	28-22	14-11	14-11	0.560	6.0	4-1	LOST 1
TULSA	27-23	16-9	11-14	0.540	7.0	3-2	LOST 2
IDAHO	25-25	14-11	11-14	0.500	9.0	3-2	WON 3
ALBUQUERQUE	18-32	13-12	5-20	0.360	16.0	0-5	LOST 10
BAKERSFIELD	17-33	10-15	7-18	0.340	17.0	1-4	LOST 4
LOS ANGELES	16-34	9-16	7-18	0.320	18.0	0-5	LOST 7

REGULAR SEASON STATISTICS

TEAM STATISTICS AND RANKING

TEAM	G	FGM	FGA	PCT	FTM	FTA	PCT	3PM	3PA	PCT	PTS	AVG	OR	DR	REB	AVG	AST	PF	TO	BS	ST
Albuquerque	50	1766	3841	.460	1110	1481	.749	390	1005	.388	5032	100.6	491	1393	1884	37.7	967	1089	782	273	381
Austin	50	1903	4025	.473	1172	1626	.721	377	985	.383	5355	107.1	677	1507	2184	43.7	866	1088	767	204	423
Bakersfield	50	1890	4005	.472	1089	1421	.766	356	989	.360	5225	104.5	525	1498	2023	40.5	1055	1235	804	238	375
Dakota	50	1884	3979	.473	1198	1542	.777	318	772	.412	5284	105.7	621	1458	2079	41.6	979	1159	854	217	480
Erie	50	1833	4017	.456	901	1253	.719	231	692	.334	4798	96.0	609	1545	2154	43.1	990	1066	734	229	363
Fort Wayne	50	1837	4083	.450	926	1231	.752	450	1144	.393	5050	101.0	548	1461	2009	40.2	966	1053	753	183	404
Idaho	50	2082	4525	.460	1004	1392	.721	449	1230	.365	5617	112.3	813	1571	2384	47.7	1096	1249	827	269	413
Iowa	50	1960	4255	.461	1093	1458	.750	328	922	.356	5341	106.8	658	1527	2185	43.7	1062	1064	764	201	558
Los Angeles	50	1976	4185	.472	1003	1385	.724	244	758	.322	5199	104.0	650	1421	2071	41.4	1016	1099	772	206	432
Maine	50	1896	3985	.476	1024	1338	.765	324	882	.367	5140	102.8	571	1499	2070	41.4	981	1125	808	315	408
Reno	50	1902	4043	.470	1137	1559	.729	353	959	.368	5294	105.9	646	1487	2133	42.7	1164	1060	862	276	46
RGV	50	2038	4110	.496	994	1354	.734	437	1175	.372	5507	110.1	605	1477	2082	41.6	1222	1203	813	260	419
Sioux Falls	50	1939	4002	.485	1132	1440	.786	352	981	.359	5362	107.2	541	1455	1996	39.9	1082	1150	837	303	419
Springfield	50	1808	3911	.462	985	1350	.730	235	660	.356	4836	96.7	608	1456	2064	41.3	947	1164	949	191	358
Tulsa	50	1893	3976	.476	916	1264	.725	329	840	.392	5031	100.6	596	1517	2113	42.3	978	1107	813	225	414
Utah	50	1863	3868	.482	1153	1613	.715	300	825	.364	5179	103.6	591	1455	2046	40.9	1036	1200	885	189	508

TEAM

		FIELD GOALS			3PT FIELD GOALS			FREE THROWS			REBOUNDS			MISCELLANEOUS					SCORING	
TEAM	G	MADE	ATT	PCT	MADE	ATT	PCT	MADE	ATT	PCT	OFF	DEF	TOT	AST	PF	STL	TO	BLK	PTS	AVG
Albuquerque	50	1766	3841	.460	390	1005	.388	1110	1481	.749	491	1393	1884	967	1089	381	782	273	5032	100.6
Austin	50	1903	4025	.473	377	985	.383	1172	1626	.721	677	1507	2184	866	1088	423	767	204	5355	107.1
Bakersfield	50	1890	4005	.472	356	989	.360	1089	1421	.766	525	1498	2023	1055	1235	375	804	238	5225	104.5
Dakota	50	1884	3979	.473	318	772	.412	1198	1542	.777	621	1458	2079	979	1159	480	854	217	5284	105.7
Erie	50	1833	4017	.456	231	692	.334	901	1253	.719	609	1545	2154	990	1066	363	734	229	4798	96.0
Fort Wayne	50	1837	4083	.450	450	1144	.393	926	1231	.752	548	1461	2009	966	1053	404	753	183	5050	101.0
Idaho	50	2082	4525	.460	449	1230	.365	1004	1392	.721	813	1571	2384	1096	1249	413	827	269	5617	112.3
Iowa	50	1960	4255	.461	328	922	.356	1093	1458	.750	658	1527	2185	1062	1064	558	764	201	5341	106.8
Los Angeles	50	1976	4185	.472	244	758	.322	1003	1385	.724	650	1421	2071	1016	1099	432	772	206	5199	104.0
Maine	50	1896	3985	.476	324	882	.367	1024	1338	.765	571	1499	2070	981	1125	408	808	315	5140	102.8
Reno	50	1902	4043	.470	353	959	.368	1137	1559	.729	646	1487	2133	1164	1060	462	862	276	5294	105.9
RGV	50	2038	4110	.496	437	1175	.372	994	1354	.734	605	1477	2082	1222	1203	419	813	260	5507	110.1
Sioux Falls	50	1939	4002	.485	352	981	.359	1132	1440	.786	541	1455	1996	1082	1150	419	837	303	5362	107.2
Springfield	50	1808	3911	.462	235	660	.356	985	1350	.730	608	1456	2064	947	1164	358	949	191	4836	96.7
Tulsa	50	1893	3976	.476	329	840	.392	916	1264	.725	596	1517	2113	978	1107	414	813	225	5031	100.6
Utah	50	1863	3868	.482	300	825	.364	1153	1613	.715	591	1455	2046	1036	1200	508	885	189	5179	103.6

OPPONENTS

		FIELD GOALS			3PT FIELD GOALS			FREE THROWS			REBOUNDS			MISCELLANEOUS					SCORING	
TEAM	G	MADE	ATT	PCT	MADE	ATT	PCT	MADE	ATT	PCT	OFF	DEF	TOT	AST	PF	STL	TO	BLK	PTS	AVG
ABQ	50	1959	4062	.482	324	856	.379	1032	1409	.732	662	1527	2189	1019	1144	435	747	241	5274	105.5
AUS	50	1916	4039	.474	323	920	.351	1031	1392	.741	585	1459	2044	952	1211	396	794	228	5186	103.7
BAK	50	1943	4121	.471	388	1062	.365	1116	1551	.720	611	1511	2122	1254	1118	418	759	223	5390	107.8
DAK	50	1886	4035	.467	389	1028	.378	1011	1337	.756	621	1389	2010	1033	1210	449	885	251	5172	103.4
ERI	50	1756	3928	.447	318	881	.361	1026	1359	.755	554	1511	2065	906	991	384	740	230	4856	97.1
FRT	50	1885	4058	.465	349	974	.358	989	1333	.742	639	1632	2271	1002	1043	421	796	220	5108	102.2
IDA	50	2027	4168	.486	296	842	.352	1214	1652	.735	598	1590	2188	1027	1170	440	832	261	5564	111.3
IOW	50	1861	4089	.455	350	946	.370	995	1336	.745	671	1521	2192	1058	1144	354	941	256	5067	101.3
LOS	50	1998	4127	.484	385	1019	.378	1015	1407	.721	675	1499	2174	1146	1137	420	832	292	5396	107.9
MAI	50	1829	3986	.459	345	935	.369	1018	1384	.736	588	1439	2027	947	1064	416	782	203	5021	100.4
REN	50	1953	4225	.462	353	978	.361	910	1256	.725	649	1474	2123	1164	1209	462	832	233	5169	103.4
RIO	50	1893	4034	.469	315	848	.371	1171	1573	.744	602	1424	2026	993	1081	409	785	272	5272	105.4
SFL	50	1966	4154	.473	333	833	.400	1035	1404	.737	632	1461	2093	965	1168	443	839	206	5300	106.0
SPR	50	1955	4027	.485	365	946	.386	1141	1446	.789	527	1425	1952	1089	1072	479	726	242	5416	108.3
.TUL	50	1796	3877	.463	313	865	.362	1049	1401	.749	568	1473	2041	918	1090	446	835	199	4954	99.1
UTA	50	1847	3880	.476	327	886	.369	1084	1467	.739	568	1392	1960	934	1259	445	899	222	5105	102.1

PER GAME INDIVIDUAL LEADERS

SCORING AVERAGE	G	PTS	Avg
1. Morris Almond, SPR-MAI	42	1035	24.6
2. Desmon Farmer, Reno	49	1163	23.7
3. Keith Mcleod, Albuquerque	30	653	21.8
4. Donell Taylor, ERI-IDA	48	1011	21.1
5. Curtis Jerrells, Austin	50	1034	20.7
6. Andre Barrett, Idaho	26	503	19.3
7. Coby Karl, Idaho	26	503	19.3
8. Mustafa Shakur, Tulsa	47	905	19.3
9. Blake Ahearn, BAK-ERI	30	577	19.2
10. Brian Butch, Bakersfield	39	689	17.7
11. Dwayne Jones, Austin	48	847	17.6
12. Rob Kurz, Fort Wayne	39	682	17.5
13. Cartier Martin, Iowa	31	536	17.3
14. Oliver Lafayette, Fort Wayne	48	820	17.1
15. Orien Greene, Utah	50	838	16.8
16. Jeremy Wise, Bakersfield	45	749	16.6

REBOUNDS	G	RBS	Avg
1. Dwayne Jones, Austin	48	772	16.1
2. Brian Butch, Bakersfield	39	464	11.9
3. Rob Kurz, Fort Wayne	39	395	10.1
4. Rod Benson, Reno	49	477	9.7
5. John Bryant, Erie	49	465	9.5
6. Lance Allred, Idaho	30	269	9.0
7. Joe Dabbert, Idaho	25	222	8.9
8. Mildon Ambres, Idaho	50	405	8.1

MINUTES	G	MIN	Avg
1. Curtis Stinson, Iowa	50	2115	42.3
2. Jackie Manuel, Erie	44	1834	41.7
3. Curtis Jerrells, Austin	50	2012	40.2
4. Dwayne Jones, Austin	48	1925	40.1
5. Antonio Anderson, Rio Grande Valley	40	1577	39.4
6. Coby Karl, Idaho	26	1008	38.8
7. Morris Almond, SPG-MNE	42	1614	38.4
8. Blake Ahearn, BAK-ERI	30	1144	38.1

ASSISTS	G	ASTS	Avg
1. Curtis Stinson, Iowa	50	546	10.9
2. Will Conroy, Rio Grande Valley	29	290	10.0
3. Mustafa Shakur, Tulsa	47	324	6.9
4. Andre Barrett, Idaho	26	174	6.7
5. David Bailey, Sioux Falls	48	316	6.6
6. Will Blalock, MNE-RNO	53	347	6.5
7. Oliver Lafayette, Fort Wayne	48	310	6.5
8. Antonio Anderson, Rio Grande Valley	40	245	6.1

STEALS	G	ST	Avg
1. Orien Greene, Utah	50	131	2.6
2. Jeff Trepagnier, Iowa	48	109	2.3
3. Mustafa Shakur, Tulsa	47	106	2.3
4. Curtis Stinson, Iowa	50	108	2.2
5. Russell Robinson, RNO-MNE	47	93	2.0
6. Frank Robinson, Los Angeles	38	73	1.9
7. Keith Mcleod, Albuquerque	30	56	1.9
8. Curtis Jerrells, Austin	50	93	1.9

BLOCKED SHOTS	G	BS	Avg
1. Greg Stiemsma, Sioux Falls	45	162	3.6
2. Kurt Looby, RRG-ABQ-MNE	50	166	3.3
3. Rod Benson, Reno	49	95	1.9
4. Cezary Trybanski, Reno	47	84	1.8
5. Dwayne Jones, Austin	48	85	1.8
6. John Bryant, Erie	49	73	1.5
7. Rob Kurz, Fort Wayne	39	57	1.5
8. Will Daniels, Bakersfield	31	45	1.5

FIELD GOAL PERCENTAGE	FGM	FGP	Pct.
1. Shane Edwards, Albuquerque	188	301	.625
2. Dwayne Jones, Austin	277	464	.597
3. Kurt Looby, RGV, ABQ, MNE	117	196	.597
4. Raymond Sykes, Sioux Falls	194	333	.583
5. Anthony Danridge, Albuquerque	119	207	.575
6. Alexander Johnson, Sioux Falls	153	268	.571
7. Michael Fey, Los Angeles	263	463	.568
8. Stanley Asumnu, Rio Grande Valley	131	236	.555

3-POINT FIELD GOAL PERCENTAGE	3PM	3PA	Pct.
1. Chad Toppert, Albuquerque	111	231	.481
2. Dewitt Scott, FWN-RNO	36	75	.480
3. Ryan Forehan-Kelly, Los Angeles	82	173	.474
4. Richie Frahm, Reno	50	106	.472
5. Cecil Brown, Tulsa	48	103	.466
6. Carldell Johnson, Austin	48	104	.462
7. Moses Ehambe, Tulsa	117	255	.459
8. Ryan Ayers, Fort Wayne	92	202	.455

FREE THROW PERCENTAGE	FTM	FTA	Pct.
1. Blake Ahearn, BAK-ERI	167	176	.949
2. Kevin Kruger, Utah	85	93	.914
3. Chris Mccray, Sioux Falls	79	88	.898
4. Jonathan Wallace, Rio Grande Valley	86	97	.887
5. David Bell, Dakota	134	153	.876
6. Desmon Farmer, Reno	295	340	.868
7. Trey Johnson, Bakersfield	72	83	.867
8. Chad Toppert, Albuquerque	77	90	.856

INDIVIDUAL STATISTICS, TEAM BY TEAM

ALBUQUERQUE THUNDERBIRDS

	G	GS	MIN	FGM	FGA	Pct.	3PM	3PA	Pct.	FTM	FTA	Pct.	OR	DR	REB	Avg.	AST	PF	TO	BS	ST	PTS	Avg
Carlos Powell	33	32	1284	239	485	.493	27	87	.310	225	292	.771	29	135	164	5.0	164	113	104	20	54	730	22.1
Keith McLeod	30	28	1092	198	495	.400	67	173	.387	190	257	.739	21	91	112	3.7	167	69	90	10	56	653	21.8
Antoine Agudio	50	43	1604	259	559	.463	96	220	.436	141	183	.770	23	104	127	2.5	138	77	94	1	49	755	15.1
Trey Gilder	10	4	307	54	102	.529	1	2	.500	31	40	.775	15	44	59	5.9	22	23	30	8	9	140	14.0
(Total)	45	23	1376	240	441	.544	8	20	.400	152	200	.760	63	189	252	5.6	107	97	96	50	43	640	14.2
Shane Edwards	39	25	1012	188	301	.625	0	1	.000	118	164	.720	81	125	206	5.3	30	123	75	32	29	494	12.7
Kevin Pittsnogle	28	21	795	116	298	.389	48	150	.320	51	60	.850	31	119	150	5.4	38	87	38	18	19	331	11.8
Yaroslav Korolev	20	13	494	78	163	.479	10	23	.435	60	79	.759	33	82	115	5.8	25	54	34	17	21	226	11.3
Chad Toppert	50	21	1410	184	402	.458	111	231	.481	77	90	.856	31	151	182	3.6	67	106	43	4	35	556	11.1
Cory Underwood	7	1	155	25	46	.543	0	0	-	8	13	.615	9	22	31	4.4	7	21	6	2	5	58	8.3
Marcus Hubbard	21	8	394	59	160	.369	10	27	.370	23	33	.697	27	86	113	5.4	16	51	29	12	12	151	7.2
(Total)	38	23	803	121	321	.377	21	59	.356	56	80	.700	66	155	221	5.8	36	93	51	20	24	319	8.4
Anthony Danridge	41	1	672	119	207	.575	0	4	.000	55	66	.833	34	45	79	1.9	37	42	40	7	14	293	7.1
Kris Collins	12	0	209	30	83	.361	0	7	.000	23	35	.657	7	21	28	2.3	21	19	19	0	8	83	6.9
Sasha Cuic	20	4	393	51	152	.336	5	28	.179	32	41	.780	34	62	96	4.8	6	61	25	7	9	139	7.0
(Total)	32	4	565	76	231	.329	11	51	.216	45	59	.763	41	79	120	3.8	10	99	36	8	16	208	6.5
Kurt Looby	26	23	806	73	123	.593	0	0	-	31	55	.564	73	162	235	9.0	9	82	40	85	15	177	6.8
Jason Horton	50	19	1070	66	203	.325	15	52	.288	43	62	.694	22	86	108	2.2	215	122	87	2	42	190	3.8
Shagari Alleyne	15	7	251	23	44	.523	0	0	-	2	8	.250	15	43	58	3.9	3	25	18	33	2	48	3.2
Erek Hansen	6	0	78	4	18	.222	0	0	-	0	3	.000	6	15	21	3.5	2	14	10	15	2	8	1.3
TOTALS	50		12025	1766	3841	.460	390	1005	.388	1110	1481	.749	491	1393	1884	37.7	967	1089	782	273	381	5032	100.6
OPPONENTS	50		12025	1959	4062	.482	324	856	.379	1032	1409	.732	662	1527	2189	43.8	1019	1144	747	241	435	5274	105.5

AUSTIN TOROS

	G	GS	MIN	FGM	FGA	Pct.	3PM	3PA	Pct.	FTM	FTA	Pct.	OR	DR	REB	Avg.	AST	PF	TO	BS	ST	PTS	Avg
Malik Hairston	15	15	612	148	313	.473	24	58	.414	116	140	.829	27	43	70	4.7	45	53	26	12	8	436	29.1
Marcus Williams	8	8	330	71	126	.563	8	24	.333	44	53	.830	6	37	43	5.4	38	28	33	2	6	194	24.3
Alonzo Gee	36	35	1376	272	530	.513	25	62	.403	196	279	.703	81	159	240	6.7	46	105	117	20	53	765	21.3
Curtis Jerrells	50	50	2012	365	778	.469	70	186	.376	234	301	.777	28	199	227	4.5	285	126	160	12	93	1034	20.7
Dwayne Jones	48	48	1925	277	464	.597	0	0	-	293	439	.667	298	474	772	16.1	76	173	137	85	43	847	17.6
Eddie Basden	38	22	1282	168	373	.450	62	155	.400	80	109	.734	43	126	169	4.4	72	107	64	10	64	478	12.6
Lewis Clinch	49	14	924	158	412	.383	78	218	.358	50	63	.794	13	61	74	1.5	41	63	57	3	23	444	9.1
Eric Dawson	2	1	30	7	11	.636	0	0	-	4	7	.571	4	5	9	4.5	1	3	3	1	1	18	9.0
Michael Joiner	18	14	487	58	142	.408	32	83	.386	13	18	.722	18	57	75	4.2	21	77	18	13	18	161	8.9
(Total)	46	37	1290	151	391	.386	69	183	.377	38	52	.731	49	128	177	3.8	75	164	58	25	42	409	8.9
Justin Bowen	30	21	787	110	252	.437	0	8	.000	44	70	.629	54	99	153	5.1	43	69	31	11	21	264	8.8
Carldell Johnson	50	2	938	119	268	.444	48	104	.462	37	47	.787	12	67	79	1.6	148	76	45	2	41	323	6.5
Russell Carter	15	4	247	39	99	.394	6	28	.214	12	22	.545	10	26	36	2.4	7	32	13	2	15	96	6.4
Roderick Riley	14	1	166	20	38	.526	0	0	-	25	35	.714	23	20	43	3.1	2	37	15	3	3	65	4.6
Luke Bonner	16	2	148	22	50	.440	14	33	.424	6	9	.667	11	14	25	1.6	6	40	6	3	5	64	4.0
Dominique Coleman	14	4	185	18	48	.375	5	16	.313	9	15	.600	5	19	24	1.7	13	19	16	2	13	50	3.6
(Total)	19	4	283	26	71	.366	7	26	.269	9	15	.600	11	23	34	1.8	24	25	19	3	18	68	3.6
David McClure	40	9	552	41	99	.414	4	8	.500	7	14	.500	34	77	111	2.8	20	51	19	15	12	93	2.3
Ryan Bright	6	0	47	4	9	.444	1	2	.500	0	2	.000	2	10	12	2.0	1	7	0	1	3	9	1.5
Augstine Okosun	14	0	79	6	13	.462	0	0	-	2	3	.667	8	14	22	1.6	1	22	7	7	1	14	1.0
TOTALS	50		12125	1903	4025	.473	377	985	.383	1172	1626	.721	677	1507	2184	43.7	866	1088	767	204	423	5355	107.1
OPPONENTS	50		12125	1916	4039	.474	323	920	.351	1031	1392	.741	585	1459	2044	40.9	952	1211	794	228	396	5186	103.7

BAKERSFIELD JAM

	G	GS	MIN	FGM	FGA	Pct.	3PM	3PA	Pct.	FTM	FTA	Pct.	OR	DR	REB	Avg.	AST	PF	TO	BS	ST	PTS	Avg
Trey Johnson	13	13	516	100	213	.469	5	30	.167	72	83	.867	3	41	44	3.4	92	32	42	2	13	277	21.3
Alade Aminu	9	9	299	64	119	.538	0	0	-	46	59	.780	34	49	83	9.2	10	34	14	11	17	174	19.3
(Total)	46	31	1269	245	473	.518	0	1	.000	136	202	.673	127	196	323	7.0	26	128	73	37	46	626	13.6
Brian Butch	39	38	1322	249	520	.479	73	206	.354	118	171	.690	118	346	464	11.9	66	145	71	36	38	689	17.7
Jeremy Wise	45	38	1453	259	499	.519	33	88	.375	198	234	.846	27	117	144	3.2	228	137	119	23	59	749	16.6
Keith Brumbaugh	7	5	220	40	81	.494	9	22	.409	22	24	.917	8	39	47	6.7	20	29	25	3	7	111	15.9
Amara Sy	16	15	553	90	170	.529	11	26	.423	49	64	.766	44	72	116	7.3	56	56	53	10	15	240	15.0
Blake Ahearn	17	10	558	73	199	.367	28	101	.277	69	74	.932	8	27	35	2.1	69	41	43	1	20	243	14.3
Reece Gaines	47	35	1566	234	485	.482	62	149	.416	143	177	.808	13	117	130	2.8	187	129	112	7	35	673	14.3
Will Daniels	31	13	802	163	296	.551	23	64	.359	68	105	.648	50	95	145	4.7	45	90	56	45	28	417	13.5
James (Boo) Jackson	10	5	284	41	93	.441	0	0	-	28	42	.667	26	41	67	6.7	9	33	7	2	6	110	11.0
Justin Hawkins	15	7	360	58	142	.408	12	42	.286	36	42	.857	14	45	59	3.9	12	34	19	3	13	164	10.9
Jared Newson	20	8	506	81	170	.476	11	30	.367	39	58	.672	21	63	84	4.2	23	38	28	7	21	212	10.6
John Edwards	25	14	504	96	186	.516	0	0	-	39	56	.696	31	101	132	5.3	18	96	40	15	8	231	9.2
John Williams	37	9	767	103	243	.424	58	136	.426	54	67	.806	10	34	44	1.2	113	62	51	1	28	318	8.6
Rodney Webb	25	14	617	84	191	.440	1	2	.500	32	47	.681	45	84	129	5.2	26	71	29	25	19	201	8.0
Lance Hurdle	12	5	203	22	57	.386	10	25	.400	14	19	.737	2	11	13	1.1	20	21	13	1	12	68	5.7
Patrick Mutombo	25	5	545	54	133	.406	15	42	.357	8	9	.889	15	49	64	2.6	23	46	13	2	13	131	5.2
Tyrelle Blair	7	2	176	15	28	.536	0	0	-	3	11	.273	14	34	48	6.9	5	21	4	14	1	33	4.7
Longar Longar	4	1	84	6	16	.375	0	0	-	7	16	.438	8	13	21	5.3	4	14	8	3	3	19	4.8
Atila Santos	20	0	311	30	68	.441	0	0	-	30	37	.811	22	53	75	3.8	4	52	30	13	8	90	4.5
Akeem Wright	2	0	28	2	11	.182	0	1	.000	4	7	.571	1	4	5	2.5	0	1	3	0	0	8	4.0
Stephen McDowell	3	0	35	4	11	.364	2	6	.333	1	3	.333	1	2	3	1.0	5	3	4	0	2	11	3.7
Terrence Gamble	7	2	159	11	21	.524	0	0	-	2	7	.286	8	32	40	5.7	5	30	5	11	4	24	3.4
Anthony Goods	9	0	150	10	46	.217	3	19	.158	4	5	.800	0	19	19	2.1	14	13	9	0	5	27	3.0
Robert Swift	2	2	50	1	7	.143	0	0	-	3	4	.750	2	10	12	6.0	1	7	6	3	0	5	2.5
TOTALS	50		12075	1890	4005	.472	356	989	.360	1089	1421	.766	525	1498	2023	40.5	1055	1235	804	238	375	5225	104.5
OPPONENTS	50		12075	1943	4121	.471	388	1062	.365	1116	1551	.720	611	1511	2122	42.4	1254	1118	759	223	418	5390	107.8

DAKOTA WIZARDS

	G	GS	MIN	FGM	FGA	Pct.	3PM	3PA	Pct.	FTM	FTA	Pct.	OR	DR	REB	Avg.	AST	PF	TO	BS	ST	PTS	Avg
Romel Beck	42	42	1319	287	529	.543	73	164	.445	103	120	.858	20	110	130	3.1	100	73	99	9	45	750	17.9
Lester Hudson	15	1	402	83	185	.449	29	64	.453	52	61	.852	19	76	95	6.3	63	39	41	4	20	247	16.5
(Total)	20	4	542	108	248	.435	40	96	.417	64	75	.853	23	96	119	6.0	84	52	53	6	25	320	16.0
Hasheem Thabeet	6	4	188	27	54	.500	0	0	-	29	42	.690	25	42	67	11.2	4	21	16	19	4	83	13.8
David Bell	48	41	1367	190	475	.400	96	216	.444	134	153	.876	19	99	118	2.5	131	100	86	2	50	610	12.7
Corsley Edwards	9	7	221	41	91	.451	0	0	-	30	35	.857	17	35	52	5.8	6	34	20	9	4	112	12.4
Renaldo Major	49	8	1360	200	385	.519	8	25	.320	197	237	.831	73	146	219	4.5	111	112	50	50	48	605	12.3
Maurice Baker	49	49	1528	224	491	.456	35	89	.393	115	136	.846	64	217	281	5.7	210	147	103	1	81	598	12.2
Curtis Withers	50	29	1224	201	405	.496	1	4	.250	160	232	.690	119	218	337	6.7	45	154	124	40	59	563	11.3
Jason Straight	13	1	255	46	101	.455	13	32	.406	39	50	.780	8	25	33	2.5	31	28	34	1	6	144	11.1
Cheyne Gadson	18	0	370	67	145	.462	7	19	.368	30	37	.811	2	38	40	2.2	70	33	47	0	14	171	9.5
Marcus Dove	41	33	1182	144	283	.509	0	1	.000	76	124	.613	101	141	242	5.9	39	123	49	38	55	364	8.9
Cory Underwood	10	0	194	35	79	.443	0	3	.000	17	24	.708	12	31	43	4.3	8	25	10	2	4	87	8.7
(Total)	21	3	418	69	143	.483	0	3	.000	27	42	.643	24	55	79	3.8	18	60	17	6	11	165	7.9
James (Boo) Jackson	32	14	674	96	202	.475	0	1	.000	72	103	.699	72	107	179	5.6	22	63	41	10	13	264	8.3
(Total)	50	19	1143	176	364	.484	0	1	.000	117	181	.646	117	166	283	5.7	37	113	59	14	23	469	9.4
Connor Atchley	33	11	564	94	181	.519	0	3	.000	42	56	.750	52	78	130	3.9	23	104	48	30	14	230	7.0
Darren Cooper	49	10	1128	106	263	.403	43	114	.377	86	105	.819	7	70	77	1.6	102	75	76	0	48	341	7.0
Jimmy Binnie	18	0	264	41	106	.387	13	37	.351	16	27	.593	11	20	31	1.7	14	25	8	2	15	111	6.2
D'Lancy Carter	2	0	13	2	4	.500	0	0	-	0	0	-	0	5	5	2.5	0	3	2	0	0	4	2.0
TOTALS	50		12250	1884	3979	.473	318	772	.412	1198	1542	.777	621	1458	2079	41.6	979	1159	854	217	480	5284	105.7
OPPONENTS	50		12250	1886	4035	.467	389	1028	.378	1011	1337	.756	621	1389	2010	40.2	1033	1210	885	251	449	5172	103.4

ERIE BAYHAWKS

	G	GS	MIN	FGM	FGA	Pct.	3PM	3PA	Pct.	FTM	FTA	Pct.	OR	DR	REB	Avg.	AST	PF	TO	BS	ST	PTS	Avg
Darnell Jackson	2	2	83	28	43	.651	0	0	-	10	19	.526	7	16	23	11.5	2	8	6	2	6	66	33.0
Blake Ahearn	13	13	586	94	217	.433	48	109	.440	98	102	.961	8	51	59	4.5	87	35	51	4	16	334	25.7
(Total)	30	23	1144	167	416	.401	76	210	.362	167	176	.949	16	78	94	3.1	156	76	94	5	36	577	19.2
Danny Green	2	1	71	17	41	.415	7	14	.500	10	13	.769	6	5	11	5.5	5	5	8	2	8	51	25.5
Donell Taylor	13	13	445	103	227	.454	5	14	.357	32	49	.653	20	61	81	6.2	37	46	45	3	18	243	18.7
Mike Gansey	27	26	1167	191	421	.454	59	181	.326	56	68	.824	68	153	221	8.2	76	47	55	6	35	497	18.4
(Total)	38	27	1399	228	495	.461	73	220	.332	74	89	.831	87	181	268	7.1	100	63	69	8	52	603	15.9
Cedric Jackson	34	24	1143	175	411	.426	27	100	.270	180	249	.723	28	163	191	5.6	252	101	112	12	70	557	16.4
Jackie Manuel	44	43	1834	238	539	.442	11	39	.282	123	197	.624	72	148	220	5.0	117	174	110	40	65	610	13.9
John Bryant	49	40	1451	275	554	.496	0	1	.000	106	136	.779	104	361	465	9.5	83	184	98	73	25	656	13.4
Michael Sweetney	9	2	230	49	77	.636	0	1	.000	22	44	.500	21	41	62	6.9	8	30	26	8	2	120	13.3
Ivan Harris	49	29	1579	242	577	.419	66	183	.361	55	64	.859	58	130	188	3.8	32	98	28	12	32	605	12.3
Alade Aminu	37	22	970	181	354	.511	0	1	.000	90	143	.629	93	147	240	6.5	16	94	59	26	29	452	12.2
Frank Tolbert	18	7	398	31	103	.301	6	29	.207	41	48	.854	13	29	42	2.3	22	53	37	5	9	109	6.1
Cliff Clinkscales	39	14	816	87	205	.424	1	9	.111	25	37	.676	10	51	61	1.6	199	42	47	4	21	200	5.1
Martin Zeno	12	0	232	25	69	.362	0	7	.000	9	22	.409	7	21	28	2.3	20	18	9	1	10	59	4.9
Kyle Goldcamp	32	10	428	42	83	.506	0	1	.000	20	26	.769	33	62	95	3.0	13	65	18	16	12	104	3.3
Jarvis Gunter	44	4	600	52	85	.612	0	0	-	21	32	.656	60	104	164	3.7	14	61	20	15	4	125	2.8
Tychicus Snow	7	0	41	3	9	.333	1	2	.500	3	4	.750	1	2	3	0.4	7	4	5	0	1	10	1.4
Zach Sowers	2	0	8	0	2	.000	0	1	.000	0	0	-	0	0	0	0.0	0	1	0	0	0	0	0.0
TOTALS	50		12075	1833	4017	.456	231	692	.334	901	1253	.719	609	1545	2154	43.1	990	1066	734	229	363	4798	96.0
OPPONENTS	50		12075	1756	3928	.447	318	881	.361	1026	1359	.755	554	1511	2065	41.3	906	991	740	230	384	4856	97.1

FORT WAYNE MAD ANTS

	G	GS	MIN	FGM	FGA	Pct.	3PM	3PA	Pct.	FTM	FTA	Pct.	OR	DR	REB	Avg.	AST	PF	TO	BS	ST	PTS	Avg
Ron Howard	29	29	1044	194	418	.464	42	109	.385	168	211	.796	21	97	118	4.1	85	82	76	2	36	598	20.6
Rob Kurz	39	35	1447	234	474	.494	50	115	.435	164	203	.808	126	269	395	10.1	89	138	90	57	32	682	17.5
Oliver Lafayette	48	42	1697	288	656	.439	90	236	.381	154	193	.798	38	184	222	4.6	310	134	153	3	88	820	17.1
Rashad Anderson	8	2	249	51	112	.455	11	36	.306	16	24	.667	5	25	30	3.8	5	20	16	2	9	129	16.1
(Total)	24	2	560	103	243	.424	40	105	.381	31	46	.674	13	63	76	3.2	16	38	32	4	18	277	11.5
Dan Dickau	13	12	440	76	171	.444	17	51	.333	25	30	.833	6	29	35	2.7	92	39	40	3	14	194	14.9
Jared Reiner	18	14	530	89	193	.461	0	0	-	52	72	.722	41	127	168	9.3	21	64	44	22	14	230	12.8
Brandon Cotton	2	0	40	8	24	.333	0	1	.000	6	6	1.00	1	1	2	1.0	2	3	0	0	3	22	11.0
Sean Sonderleiter	45	28	1123	189	386	.490	0	0	-	115	159	.723	107	175	282	6.3	57	156	80	24	37	493	11.0
Joe Alexander	6	3	162	24	60	.400	2	5	.400	13	22	.591	9	19	28	4.7	11	17	15	4	5	63	10.5
Kyle McAlarney	23	10	604	89	177	.503	39	81	.481	25	27	.926	12	41	53	2.3	68	27	39	0	14	242	10.5
Ryan Ayers	50	34	1390	185	393	.471	92	202	.455	24	29	.828	37	138	175	3.5	51	87	42	21	44	486	9.7
Roderick Wilmont	48	19	1333	161	450	.358	59	186	.317	83	117	.709	35	143	178	3.7	63	75	59	1	47	464	9.7
Jason Straight	14	0	236	39	87	.448	11	28	.393	16	19	.842	5	10	15	1.1	31	18	17	1	9	105	7.5
(Total)	27	1	491	85	188	.452	24	60	.400	55	69	.797	13	35	48	1.8	62	46	51	2	15	249	9.2
Carlos English	9	0	181	20	59	.339	5	23	.217	15	20	.750	3	12	15	1.7	33	12	9	0	10	60	6.7
Anthony Kent	45	18	1001	111	237	.468	0	0	-	34	65	.523	78	140	218	4.8	26	123	58	43	24	256	5.7
DeWitt Scott	28	3	470	56	121	.463	31	65	.477	8	10	.800	16	40	56	2.0	13	44	5	0	11	151	5.4
(Total)	33	3	548	66	145	.455	36	75	.480	8	10	.800	18	42	60	1.8	16	59	9	0	12	176	5.3
Andres Sandoval	2	1	34	3	13	.231	0	3	.000	4	9	.444	0	4	4	2.0	2	1	1	0	3	10	5.0
Jamelle Cornley	9	0	121	19	44	.432	1	2	.500	4	11	.364	6	3	9	1.0	6	9	5	0	3	43	4.8
Jared Carter	4	0	15	1	3	.333	0	0	-	0	0	-	1	3	4	1.0	1	2	3	0	0	2	0.5
James Booyer	2	0	9	0	4	.000	0	0	-	0	4	.000	1	1	2	1.0	0	2	1	0	1	0	0.0
Julien Mills	2	0	4	0	1	.000	0	1	.000	0	0	-	0	0	0	0.0	0	0	0	0	0	0	0.0
TOTALS	50		12125	1837	4083	.450	450	1144	.393	926	1231	.752	548	1461	2009	40.2	966	1053	753	183	404	5050	101.0
OPPONENTS	50		12125	1885	4058	.465	349	974	.358	989	1333	.742	639	1632	2271	45.4	1002	1043	796	220	421	5108	102.2

IDAHO STAMPEDE

	G	GS	MIN	FGM	FGA	Pct.	3PM	3PA	Pct.	FTM	FTA	Pct.	OR	DR	REB	Avg.	AST	PF	TO	BS	ST	PTS	Avg
Patrick Mills	5	2	176	42	96	.438	21	42	.500	23	27	.852	3	6	9	1.8	27	20	13	0	8	128	25.6
Sundiata Gaines	14	8	511	118	226	.522	23	71	.324	76	121	.628	19	47	66	4.7	96	33	38	4	32	335	23.9
Donell Taylor	35	31	1256	305	617	.494	47	126	.373	111	147	.755	83	169	252	7.2	168	116	117	11	58	768	21.9
(Total)	48	44	1701	408	844	.483	52	140	.371	143	196	.730	103	230	333	6.9	205	162	162	14	76	1011	21.1
Anthony Tolliver	14	14	525	100	213	.469	37	106	.349	62	79	.785	49	111	160	11.4	35	48	44	17	18	299	21.4
Andre Barrett	26	26	985	187	385	.486	42	119	.353	87	102	.853	15	51	66	2.5	174	44	75	2	24	503	19.3
Coby Karl	26	26	1008	159	367	.433	44	141	.312	141	181	.779	37	120	157	6.0	127	83	70	9	35	503	19.3
Cedric Simmons	13	11	407	76	150	.507	0	0	-	41	78	.526	22	70	92	7.1	8	47	19	38	9	193	14.8
Mildon Ambres	50	30	1447	285	651	.438	75	208	.361	81	112	.723	148	257	405	8.1	84	163	97	33	39	726	14.5
Joe Dabbert	25	23	622	117	250	.468	2	3	.667	114	157	.726	108	114	222	8.9	13	107	68	30	14	350	14.0
Lance Allred	30	28	936	178	359	.496	0	0	-	34	51	.667	77	192	269	9.0	38	89	43	11	15	390	13.0
Mike Gansey	11	1	232	37	74	.500	14	39	.359	18	21	.857	19	28	47	4.3	24	16	14	2	17	106	9.6
Jeff Graves	2	2	45	9	17	.529	0	0	-	1	2	.500	3	8	11	5.5	0	9	3	3	1	19	9.5
Lance Hurdle	28	1	633	74	176	.420	48	103	.466	50	59	.847	2	50	52	1.9	70	64	29	2	25	246	8.8
(Total)	40	6	836	96	233	.412	58	128	.453	64	78	.821	4	61	65	1.6	90	85	42	3	37	314	7.9
Lanny Smith	16	13	428	48	139	.345	16	47	.340	21	35	.600	10	38	48	3.0	95	59	33	0	18	133	8.3
Roberto Bergersen	32	18	664	91	226	.403	55	141	.390	22	30	.733	11	37	48	1.5	45	70	47	5	28	259	8.1
Yemi Ogunoye	39	3	954	79	199	.397	21	55	.382	45	65	.692	67	70	137	3.5	52	53	22	15	35	224	5.7
(Total)	49	3	1102	81	214	.379	22	60	.367	47	67	.701	72	74	146	3.0	60	63	25	16	38	231	4.7
Emmanuel Jones	26	0	419	51	140	.364	4	29	.138	36	48	.750	30	61	91	3.5	22	31	20	11	13	142	5.5
Cory Underwood	4	2	69	9	18	.500	0	0	-	2	5	.400	3	2	5	1.3	3	14	1	2	2	20	5.0
Bryson McKenzie	50	9	678	99	178	.556	0	0	-	32	60	.533	90	126	216	4.3	10	151	60	69	20	230	4.6
J.C. Mathis	11	2	162	18	44	.409	0	0	-	7	12	.583	17	14	31	2.8	5	32	14	5	2	43	3.9
TOTALS	50		12150	2082	4525	.460	449	1230	.365	1004	1392	.721	813	1571	2384	47.7	1096	1249	827	269	413	5617	112.3
OPPONENTS	50		12150	2027	4168	.486	296	842	.352	1214	1652	.735	598	1590	2188	43.8	1027	1170	832	261	440	5564	111.3

IOWA ENERGY

	G	GS	MIN	FGM	FGA	Pct.	3PM	3PA	Pct.	FTM	FTA	Pct.	OR	DR	REB	Avg.	AST	PF	TO	BS	ST	PTS	Avg
Earl Clark	3	3	103	24	48	.500	0	0	-	14	20	.700	8	19	27	9.0	6	3	3	3	2	62	20.7
Cartier Martin	31	27	920	186	392	.474	61	134	.455	103	133	.774	45	96	141	4.5	54	102	59	12	30	536	17.3
Earl Barron	47	47	1491	298	610	.489	7	22	.318	160	210	.762	166	31	479	10.2	57	143	88	36	35	763	16.2
Curtis Stinson	50	50	2115	308	663	.465	9	51	.176	136	168	.810	55	225	280	5.6	546	144	209	12	108	761	15.2
Othyus Jeffers	22	16	643	124	243	.510	3	10	.300	63	95	.663	48	101	149	6.8	42	48	40	7	39	314	14.3
Jeff Trepagnier	48	36	1291	199	516	.386	89	265	.336	119	145	.821	27	101	128	2.7	52	92	43	25	109	606	12.6
Courtney Sims	14	0	277	57	114	.500	3	9	.333	56	80	.700	32	61	93	6.6	8	43	22	14	5	173	12.4
Mark Tyndale	50	3	1163	203	380	.534	11	41	.268	197	283	.696	69	110	179	3.6	105	82	92	14	69	614	12.3
Pat Carroll	50	50	1465	205	451	.455	75	177	.424	60	73	.822	43	116	159	3.2	65	119	54	9	46	545	10.9
Taylor Griffin	12	11	345	40	92	.435	4	17	.235	31	44	.705	15	59	74	6.2	26	27	25	5	16	115	9.6
Rashad Anderson	16	0	311	52	131	.397	29	69	.420	15	22	.682	8	38	46	2.9	11	18	16	2	9	148	9.3
Sean Barnette	25	1	431	63	145	.434	11	33	.333	38	45	.844	27	39	66	2.6	17	46	23	7	11	175	7.0
Marvin Phillips	49	3	849	118	250	.472	8	35	.229	45	68	.662	86	158	244	5.0	30	112	42	34	53	289	5.9
Connor Atchley	8	2	100	17	36	.472	0	5	.000	4	7	.571	14	12	26	3.3	4	23	9	5	1	38	4.8
(Total)	41	13	664	111	217	.512	0	8	.000	46	63	.730	66	90	156	3.8	27	127	57	35	15	268	6.5
Shy Ely	49	1	577	62	167	.371	18	54	.333	45	55	.818	7	69	76	1.6	38	45	34	6	24	187	3.8
Darian Townes	8	0	65	4	12	.333	0	0	-	7	10	.700	6	7	13	1.6	0	13	4	9	0	15	1.9
(Total)	14	0	104	6	19	.316	0	0	-	9	12	.750	9	9	18	1.3	2	21	7	14	2	21	1.5
Brian Evans	2	0	15	0	2	.000	0	0	-	0	0	-	1	1	2	1.0	1	0	0	0	0	0	0.0
Russell Hicks	4	0	21	0	3	.000	0	0	-	0	0	-	1	2	3	0.8	0	4	1	1	1	0	0.0
TOTALS	50		12175	1960	4255	.461	328	922	.356	1093	1458	.750	658	1527	2185	43.7	1062	1064	764	201	558	5341	106.8
OPPONENTS	50		12175	1861	4089	.455	350	946	.370	995	1336	.745	671	1521	2192	43.8	1058	1144	941	256	354	5067	101.3

LOS ANGELES D-FENDERS

	G	GS	MIN	FGM	FGA	Pct.	3PM	3PA	Pct.	FTM	FTA	Pct.	OR	DR	REB	Avg.	AST	PF	TO	BS	ST	PTS	Avg
Joe Crawford	32	16	1163	202	468	.432	43	145	.297	122	168	.726	23	76	99	3.1	98	61	63	11	29	569	17.8
Diamon Simpson	30	30	957	175	394	.444	0	1	.000	116	163	.712	113	176	289	9.6	65	89	45	42	54	466	15.5
Ryan Forehan-Kelly	50	47	1599	277	528	.525	82	173	.474	103	128	.805	48	190	238	4.8	154	123	54	18	65	739	14.8
James Peters	12	11	361	71	134	.530	1	5	.200	35	50	.700	23	42	65	5.4	20	33	28	7	9	178	14.8
James Wright	30	23	812	168	331	.508	17	44	.386	48	64	.750	8	36	44	1.5	90	27	45	3	16	401	13.4
Michael Fey	50	47	1285	263	463	.568	1	2	.500	113	138	.819	117	202	319	6.4	67	143	86	35	25	640	12.8
Frank Robinson	38	25	1170	172	400	.430	26	107	.243	101	146	.692	42	113	155	4.1	141	110	115	13	73	471	12.4
James (Boo) Jackson	8	0	185	39	69	.565	0	0	-	17	36	.472	19	18	37	4.6	6	17	11	2	4	95	11.9
Dar Tucker	46	12	982	203	480	.423	23	111	.207	100	150	.667	62	119	181	3.9	78	79	70	11	42	529	11.5
Gabe Pruitt	10	9	361	37	91	.407	3	26	.115	37	52	.712	11	35	46	4.6	39	21	34	4	17	114	11.4
Deron Washington	8	4	203	28	72	.389	2	9	.222	19	23	.826	7	31	38	4.8	11	30	22	5	1	77	9.6
Gabriel Hughes	28	3	467	70	131	.534	0	0	-	54	77	.701	76	87	163	5.8	16	85	32	17	14	194	6.9
Horace Wormely	43	19	1232	97	233	.416	27	77	.351	75	92	.815	13	108	121	2.8	165	104	79	1	44	296	6.9
Chris Hayes	3	0	53	8	16	.500	0	1	.000	4	6	0 .667	1	6	7	2.3	6	3	8	1	1	20	6.7
Longar Longar	7	3	144	20	48	.417	0	0	-	7	11	.636	12	28	40	5.7	3	17	9	9	1	47	6.7
(Total)	11	4	228	26	64	.406	0	0	-	14	27	.519	20	41	61	5.5	7	31	17	12	4	66	6.0
Rodney Webb	18	0	329	49	90	.544	0	1	.000	23	34	.676	27	55	82	4.6	12	36	19	12	12	121	6.7
(Total)	46	14	977	137	290	.472	1	3	.333	55	81	.679	76	144	220	4.8	40	110	50	37	31	330	7.2
Ray Reese	3	1	85	7	22	.318	3	7	.429	1	2	.500	2	8	10	3.3	7	6	3	0	2	18	6.0
Sasha Cuic	12	0	172	25	79	.316	6	23	.261	13	18	.722	7	17	24	2.0	4	38	11	1	7	69	5.8
Keith Clark	21	0	388	45	85	.529	3	8	.375	11	23	.478	34	58	92	4.4	16	63	19	12	11	104	5.0
(Total)	26	2	487	57	108	.528	4	11	.364	20	36	.556	38	73	111	4.3	20	75	25	13	16	138	5.3
Lawrence McKenzie	10	0	172	16	42	.381	7	17	.412	4	4	1.00	4	13	17	1.7	16	11	18	2	4	43	4.3
Charlie Parker	3	0	42	4	9	.444	0	1	.000	0	0	-	1	3	4	1.3	2	3	1	0	1	8	2.7
TOTALS	50		12150	1976	4185	.472	244	758	.322	1003	1385	.724	650	1421	2071	41.4	1016	1099	772	206	432	5199	104.0
OPPONENTS	50		12150	1998	4127	.484	385	1019	.378	1015	1407	.721	675	1499	2174	43.5	1146	1137	832	292	420	5396	107.9

MAINE RED CLAWS

	G	GS	MIN	FGM	FGA	Pct.	3PM	3PA	Pct.	FTM	FTA	Pct.	OR	DR	REB	Avg.	AST	PF	TO	BS	ST	PTS	Avg
Morris Almond	20	19	718	145	281	.516	35	90	.389	121	157	0.771	26	80	106	5.3	39	44	53	4	20	446	22.3
(Total)	42	39	1614	323	640	.505	66	173	.382	323	398	0.812	62	159	221	5.3	71	102	129	5	37	1035	24.6
J.R. Giddens	4	4	127	29	45	.644	6	10	.600	8	10	0.800	1	17	18	4.5	12	7	8	2	4	72	18.0
Bill Walker	9	9	275	54	114	.474	10	26	.385	39	42	0.929	7	51	58	6.4	16	32	20	5	4	157	17.4
Russell Robinson	25	24	925	142	302	.470	39	105	.371	85	105	0.810	17	65	82	3.3	139	63	69	5	51	408	16.3
(Total)	47	43	1731	260	584	.445	76	203	.374	172	211	0.815	34	116	150	3.2	220	117	152	9	93	768	16.3
Maurice Ager	22	19	757	117	246	.476	33	78	.423	76	105	0.724	14	86	100	4.5	75	44	59	5	20	343	15.6
Paul Davis	16	14	456	92	198	.465	0	2	.000	56	62	0.903	53	88	141	8.8	31	61	32	26	19	240	15.0
Alexis Ajinca	22	21	571	113	207	.546	0	3	.000	95	127	0.748	64	102	166	7.5	9	85	66	68	9	321	14.6
Lester Hudson	5	3	140	25	63	.397	11	32	.344	12	14	0.857	4	20	24	4.8	21	13	12	2	5	73	14.6
Trey Gilder	35	19	1069	186	339	.549	7	18	.389	121	160	0.756	48	145	193	5.5	85	74	66	42	34	500	14.3
Mario West	11	6	327	50	102	.490	6	24	.250	45	67	0.672	5	27	32	2.9	45	32	34	5	14	151	13.7
Tony Bobbitt	30	6	755	132	283	.466	65	150	.433	36	39	0.923	7	72	79	2.6	47	74	31	9	51	365	12.2
Marcus Landry	13	2	324	54	133	.406	21	55	.382	19	33	0.576	14	42	56	4.3	21	32	19	11	10	148	11.4
Darnell Lazare	50	34	1364	223	480	.465	0	4	.000	80	105	0.762	99	169	268	5.4	67	100	69	23	38	526	10.5
Noel Felix	30	15	655	108	235	.460	0	0	-	61	70	0.871	62	113	175	5.8	30	104	56	26	10	277	9.2
Will Blalock	25	17	699	78	185	.422	17	66	.258	40	49	0.816	14	64	78	3.1	141	54	53	2	28	213	8.5
Stanley Thomas	2	0	40	8	13	.615	1	2	.500	0	0	-	3	3	6	3.0	1	3	2	0	0	17	8.5
Billy Thomas	39	23	1062	109	268	.407	54	148	.365	36	43	0.837	16	94	110	2.8	75	62	41	9	31	308	7.9
T.J. Cummings	18	4	311	59	126	.468	0	0	-	18	24	0.750	19	55	74	4.1	11	52	14	2	4	136	7.6
(Total)	39	23	1051	195	420	.464	0	0	-	63	89	0.708	68	191	259	6.6	38	121	67	12	14	453	11.6
Terrel Harris	22	0	350	46	107	.430	14	44	.318	26	33	0.788	10	45	55	2.5	29	64	30	0	26	132	6.0
Abdulai Jalloh	9	1	120	16	39	.410	1	9	.111	17	21	0.810	1	17	18	2.0	17	16	9	0	3	50	5.6
Kurt Looby	13	3	282	32	48	.667	0	0	-	4	13	0.308	34	67	101	7.8	9	41	13	52	8	68	5.2
(Total)	50	27	1267	117	196	.597	0	0	-	47	89	0.528	132	263	395	7.9	22	146	63	166	30	281	5.6
Anthony Terrell	31	6	398	52	100	.520	0	1	.000	20	39	0.513	39	48	87	2.8	17	37	26	9	11	124	4.0
Dominique Coleman	5	0	98	8	23	.348	2	10	.200	0	0	-	6	4	10	2.0	11	6	3	1	5	18	3.6
Chris Lowe	9	1	110	10	29	.345	0	1	.000	4	7	0.571	3	12	15	1.7	21	10	8	0	3	24	2.7
(Total)	19	1	284	30	77	.390	0	5	.000	14	18	0.778	6	35	41	2.2	45	19	22	0	13	74	3.9
Mike Williams	8	0	79	6	1	.600	1	1	1.00	3	7	0.429	4	13	17	2.1	2	11	8	7	0	16	2.0
Brock Gillespie	5	0	38	2	6	.333	1	3	.333	2	4	0.500	0	0	0	0.0	9	2	5	0	0	7	1.4
Gary Ervin	2	0	10	0	3	.000	0	0	-	0	2	0.000	1	0	1	0.5	1	2	2	0	0	0	0.0
TOTALS	50		12050	1896	3985	.476	324	882	.367	1024	1338	.765	571	1499	2070	41.4	981	1125	808	315	408	5140	102.8
OPPONENTS	50		12050	1829	3986	.459	345	935	.369	1018	1384	.736	588	1439	2027	40.5	947	1064	782	203	416	5021	100.4

RENO BIGHORNS

	G	GS	MIN	FGM	FGA	Pct.	3PM	3PA	Pct.	FTM	FTA	Pct.	OR	DR	REB	Avg.	AST	PF	TO	BS	ST	PTS	Avg
Desmon Farmer	49	49	1861	365	829	.440	138	357	.387	295	340	.868	38	159	197	4.0	231	128	158	4	52	1163	23.7
Russell Robinson	22	19	806	118	282	.418	37	98	.378	87	106	.821	17	51	68	3.1	81	54	83	4	42	360	16.4
Rod Benson	49	49	1494	274	524	.523	0	0	-	143	243	.588	167	310	477	9.7	84	142	112	95	63	691	14.1
Richie Frahm	16	0	462	75	144	.521	50	106	.472	9	11	.818	4	37	41	2.6	35	32	19	1	15	209	13.1
D.J. Strawberry	26	0	727	128	281	.456	26	74	.351	59	88	.670	20	53	73	2.8	145	65	49	7	39	341	13.1
Will Blalock	28	28	954	123	282	.436	23	68	.338	60	80	.750	13	76	89	3.2	206	59	81	1	36	329	11.8
(Total)	53	45	1653	201	467	.430	40	134	.299	100	129	.775	27	140	167	3.2	347	113	134	3	64	542	10.2
Marcus Hubbard	17	15	409	62	161	.385	11	32	.344	33	47	.702	39	69	108	6.4	20	42	22	8	12	168	9.9
Mo Charlo	50	50	1417	186	381	.488	9	39	.231	107	144	.743	91	175	266	5.3	137	121	95	32	71	488	9.8
Yaroslav Korolev	27	0	567	85	215	.395	29	83	.349	66	98	.673	41	102	143	5.3	30	56	34	11	27	265	9.8
(Total)	47	13	1061	163	378	.431	39	106	.368	126	177	.712	74	184	258	5.5	55	110	68	28	48	491	10.4
Doug Thomas	48	35	1295	182	349	.521	0	0	-	84	131	.641	110	234	344	7.2	43	128	63	23	43	448	9.3
Brian Laing	2	0	35	7	11	.636	0	0	-	4	6	.667	3	5	8	4.0	3	3	1	1	1	18	9.0
Cezary Trybanski	47	1	768	119	180	.661	0	0	-	106	153	.693	64	117	181	3.9	27	95	49	84	18	344	7.3
Majic Dorsey	21	3	394	59	126	.468	0	12	.000	23	30	.767	7	22	29	1.4	49	42	36	0	12	141	6.7
Dave Noel	27	1	399	47	106	.443	13	39	.333	37	47	.787	19	40	59	2.2	25	41	25	3	9	144	5.3
DeWitt Scott	5	0	78	10	24	.417	5	10	.500	0	0	-	2	2	4	0.8	3	15	4	0	1	25	5.0
Eric Devendorf	3	0	39	5	10	.500	0	1	.000	4	6	.667	0	2	2	0.7	2	5	3	0	0	14	4.7
Chris Davis	39	0	420	57	138	.413	12	40	.300	20	29	.690	11	33	44	1.1	43	32	28	2	21	146	3.7
TOTALS	50		12115	1902	4043	.470	353	959	.368	1137	1559	.729	646	1487	2133	42.7	1164	1060	862	276	462	5294	105.9
OPPONENTS	50		12115	1953	4225	.462	353	978	.361	910	1256	.725	649	1474	2123	42.5	1164	1209	832	233	462	5169	103.4

RIO GRANDE VALLEY VIPERS

	G	GS	MIN	FGM	FGA	Pct.	3PM	3PA	Pct.	FTM	FTA	Pct.	OR	DR	REB	Avg.	AST	PF	TO	BS	ST	PTS	Avg
Mike Harris	34	31	1212	362	622	.582	19	67	.284	177	224	.790	125	231	356	10.5	65	129	79	20	40	920	27.1
Jermaine Taylor	8	4	222	59	123	.480	12	36	.333	28	39	.718	19	19	38	4.8	17	23	17	4	10	158	19.8
Kenny Hasbrouck	10	9	325	64	127	.504	16	42	.381	25	31	.806	4	20	24	2.4	29	29	19	0	16	169	16.9
Will Conroy	29	27	1101	164	317	.517	22	63	.349	127	162	.784	33	145	178	6.1	290	79	105	2	42	477	16.4
Antonio Anderson	40	40	1577	242	497	.487	19	79	.241	144	190	.758	29	133	162	4.1	245	104	123	23	50	647	16.2
Joey Dorsey	16	16	503	97	150	.647	0	0	-	44	88	.500	75	137	212	13.3	27	62	60	22	18	238	14.9
Garrett Temple	30	30	1046	153	359	.426	59	157	.376	82	102	.804	22	90	112	3.7	102	89	69	19	42	447	14.9
Craig Winder	29	0	652	145	288	.503	26	70	.371	99	127	.780	35	70	105	3.6	64	73	58	11	36	415	14.3
Julian Sensley	38	29	1044	158	352	.449	42	118	.356	55	79	.696	52	151	203	5.3	80	104	62	33	25	413	10.9
Ernest Scott	50	12	1160	172	397	.433	133	321	.414	18	22	.818	41	153	194	3.9	66	154	36	33	40	495	9.9
Jonathan Wallace	50	28	1382	158	358	.441	84	201	.418	86	97	.887	34	72	106	2.1	156	124	71	0	47	486	9.7
Stanley Asumnu	39	10	737	131	236	.555	0	2	.000	44	95	0.463	54	86	140	3.6	40	72	47	5	21	306	7.8
Kevin Rogers	8	5	126	25	52	.481	0	0	-	6	8	.750	5	17	22	2.8	4	24	8	1	0	56	7.0
Rich Melzer	2	0	25	5	9	.556	1	4	.250	0	0	-	0	1	1	0.5	1	8	2	0	1	11	5.5
Mickell Gladness	41	6	525	67	118	.568	0	2	.000	34	53	.642	44	83	127	3.1	10	69	22	52	11	168	4.1
Kurt Looby	11	1	179	12	25	.480	0	0	-	12	21	.571	25	34	59	5.4	4	23	10	29	7	36	3.3
Sean Barnette	4	1	56	6	15	.400	0	1	.000	0	0	-	2	6	8	2.0	6	9	4	3	4	12	3.0
Quin Humphrey	7	1	87	8	22	.364	4	7	.571	1	2	.500	3	7	10	1.4	5	12	4	1	3	21	3.0
Kenny Dawkins	8	0	85	7	30	.233	0	2	.000	9	10	.900	2	13	15	1.9	8	4	14	0	3	23	2.9
Terrel Harris	2	0	17	2	6	.333	0	2	.000	0	0	-	1	3	4	2.0	1	2	1	0	0	4	2.0
(Total)	24	0	367	48	113	.425	14	46	.304	26	33	.788	11	48	59	2.5	30	66	31	0	26	136	5.7
Louis Graham	4	0	16	0	3	.000	0	0	-	3	4	.750	0	4	4	1.0	1	9	1	2	0	3	0.8
Travis Holmes	4	0	23	1	4	.250	0	1	.000	0	0	-	0	2	2	0.5	1	1	1	0	3	2	0.5
TOTALS	50		12090	2038	4110	.496	437	1175	.372	994	1354	.734	605	1477	2082	41.6	1222	1203	813	260	419	5507	110.1
OPPONENTS	50		12090	1893	4034	.469	315	848	.371	1171	1573	.744	602	1424	2026	40.5	993	1081	785	272	409	5272	105.4

SIOUX FALLS SKYFORCE

	G	GS	MIN	FGM	FGA	Pct.	3PM	3PA	Pct.	FTM	FTA	Pct.	OR	DR	REB	Avg.	AST	PF	TO	BS	ST	PTS	Avg
Reggie Williams	31	31	1240	298	517	.576	57	139	.410	164	199	.824	38	134	172	5.5	98	67	83	7	48	817	26.4
Kirk Penney	4	3	137	35	60	.583	9	17	.529	16	21	.762	3	14	17	4.3	9	10	11	0	4	95	23.8
Alexander Johnson	22	10	715	153	268	.571	0	1	.000	200	264	.758	62	182	244	11.1	32	81	89	29	14	506	23.0
Keith Brumbaugh	23	18	718	128	280	.457	32	90	.356	77	97	.794	38	88	126	5.5	56	74	75	10	32	365	15.9
Joe Krabbenhoft	18	10	519	95	184	.516	12	32	.375	46	58	.793	38	92	130	7.2	45	61	20	6	21	248	13.8
David Bailey	48	48	1665	209	508	.411	51	158	.323	153	181	.845	32	128	160	3.3	316	122	152	1	63	622	13.0
Leemire Goldwire	48	2	1220	211	498	.424	71	204	.348	124	147	.844	35	97	132	2.8	151	94	113	4	56	617	12.9
Justin Bowen	11	0	256	50	102	.490	6	14	.429	17	24	.708	22	29	51	4.6	13	18	12	6	5	123	11.2
Raymond Sykes	47	20	1121	194	333	.583	0	0	-	104	146	.712	108	112	220	4.7	35	143	61	51	26	492	10.5
Michael Joiner	28	23	803	93	249	.373	37	100	.370	25	34	.735	31	71	102	3.6	54	87	40	12	24	248	8.9
Greg Stiemsma	45	44	1258	165	305	.541	0	1	.000	64	78	.821	61	259	320	7.1	56	167	58	162	30	394	8.8
Chris McCray	38	26	1070	110	274	.401	25	88	.284	79	88	.898	21	113	134	3.5	138	114	53	7	59	324	8.5
Jared Newson	25	13	549	82	175	.469	4	20	.200	45	73	.616	26	68	94	3.8	31	39	25	6	18	213	8.5
(Total)	45	21	1055	163	345	.472	15	50	.300	84	131	.641	47	131	178	4.0	54	77	53	13	39	425	9.4
Nathan Jawai	4	0	84	14	31	.452	0	0	-	5	10	.500	7	11	18	4.5	4	14	11	0	1	33	8.3
Pete Campbell	7	0	99	19	45	.422	8	23	.348	1	2	.500	1	9	10	1.4	7	9	4	0	3	47	6.7
Mike Nelson	34	2	655	79	167	.473	40	94	.426	12	18	.667	15	45	60	1.8	36	47	28	1	15	210	6.2
Terrence Gamble	3	0	16	4	6	.667	0	0	-	0	0	-	3	3	6	2.0	1	3	2	1	0	8	2.7
TOTALS	50		12125	1939	4002	.485	352	981	.359	1132	1440	.786	541	1455	1996	39.9	1082	1150	837	303	419	5362	107.2
OPPONENTS	50		12125	1966	4154	.473	333	833	.400	1035	1404	.737	632	1461	2093	41.9	965	1168	839	206	443	5300	106.0

SPRINGFIELD ARMOR

	G	GS	MIN	FGM	FGA	Pct.	3PM	3PA	Pct.	FTM	FTA	Pct.	OR	DR	REB	Avg.	AST	PF	TO	BS	ST	PTS	Avg
Morris Almond	22	20	896	178	359	.496	31	83	.373	202	241	.838	36	79	115	5.2	32	58	76	1	17	589	26.8
Justin Hawkins	24	19	896	163	366	.445	22	68	.324	132	161	.820	24	87	111	4.6	74	70	71	4	27	480	20.0
(Total)	39	26	1256	221	508	.435	34	110	.309	168	203	.828	38	132	170	4.4	86	104	90	7	40	644	16.5
Tony Bobbitt	7	7	264	50	106	.472	25	55	.455	11	16	.688	2	18	20	2.9	20	30	11	1	11	136	19.4
(Total)	37	13	1019	182	389	.468	90	205	.439	47	55	.855	9	90	99	2.7	67	104	42	10	62	501	13.5
JamesOn Curry	27	27	1087	169	344	.491	44	101	.436	54	71	.761	24	87	111	4.1	192	67	93	11	42	436	16.1
T.J. Cummings	21	19	740	136	294	.463	0	0	-	45	65	.692	49	136	185	8.8	27	69	53	10	10	317	15.1
Abdulai Jalloh	32	7	711	122	261	.467	20	57	.351	109	135	.807	26	108	134	4.2	83	91	82	6	58	373	11.7
(Total)	41	8	831	138	300	.460	21	66	.318	126	156	.808	27	125	152	3.7	100	107	91	6	61	423	10.3
Kyle McAlarney	20	20	755	87	198	.439	28	78	.359	22	24	.917	9	51	60	3.0	106	45	55	0	26	224	11.2
(Total)	43	30	1359	176	375	.469	67	159	.421	47	51	.922	21	92	113	2.6	174	72	94	0	40	466	10.8
Marcus Campbell	43	39	985	205	380	.539	0	0	-	59	103	.573	106	220	326	7.6	40	130	102	34	17	469	10.9
Noel Felix	15	12	400	58	142	.408	3	7	.429	44	53	.830	22	48	70	4.7	23	50	39	9	10	163	10.9
(Total)	45	27	1055	166	377	.440	3	7	.429	105	123	.854	84	161	245	5.4	53	154	95	35	20	440	9.8
Tre Whitted	47	24	1283	155	386	.402	40	118	.339	70	86	.814	34	78	112	2.4	90	96	65	4	30	420	8.9
Adam Harrington	7	7	213	22	70	.314	6	21	.286	11	14	.786	6	22	28	4.0	13	24	13	0	1	61	8.7
Dante Milligan	42	21	1073	140	289	.484	1	7	.143	48	94	.511	114	179	293	7.0	50	131	96	49	46	329	7.8
Craig Austrie	5	0	95	14	36	.389	4	11	.364	6	6	1.00	1	9	10	2.0	8	4	6	0	1	38	7.6
Major Wingate	18	5	468	49	109	.450	0	0	-	38	57	.667	19	79	98	5.4	30	56	44	21	6	136	7.6
Maurice Maxwell	26	11	674	77	186	.414	4	17	.235	37	47	.787	13	45	58	2.2	54	40	43	10	22	195	7.5
Julian Allen	1	0	19	2	8	.250	0	0	-	3	4	.750	3	0	3	3.0	1	0	1	1	0	7	7.0
Perrin Johnson	4	2	105	11	24	.458	1	6	.167	5	7	.714	13	12	25	6.3	7	19	11	2	1	28	7.0
Chris Ayer	13	1	195	30	62	.484	0	0	-	15	21	.714	13	23	36	2.8	4	31	10	6	5	75	5.8
(Total)	16	1	216	34	73	.466	0	0	-	15	21	.714	18	25	43	2.7	4	35	10	7	5	83	5.2
Corey Minnifield	15	1	327	29	81	.358	6	22	.273	16	22	.727	4	19	23	1.5	26	27	14	1	3	80	5.3
Chris Lowe	10	0	174	20	48	.417	0	4	.000	10	11	.909	3	23	26	2.6	24	9	14	0	10	50	5.0
Kentrell Gransberry	43	8	639	78	133	.586	0	5	.000	40	100	.400	83	110	193	4.5	38	93	38	18	13	196	4.6
James Cripe	4	0	63	5	15	.333	0	0	-	6	6	1.00	2	9	11	2.8	1	10	8	3	1	16	4.0
Brayden Billbe	6	0	75	8	14	.571	0	0	-	2	6	.333	2	14	16	2.7	4	14	4	0	1	18	3.0
TOTALS	50		12125	1808	3911	.462	235	660	.356	985	1350	.730	608	1456	2064	41.3	947	1164	949	191	358	4836	96.7
OPPONENTS	50		12125	1955	4027	.485	365	946	.386	1141	1446	.789	527	1425	1952	39.0	1089	1072	726	242	479	5416	108.3

TULSA 66ERS

	G	GS	MIN	FGM	FGA	Pct.	3PM	3PA	Pct.	FTM	FTA	Pct.	OR	DR	REB	Avg.	AST	PF	TO	BS	ST	PTS	Avg
D.J. White	10	10	394	84	138	.609	0	1	.000	34	39	.872	30	81	111	11.1	12	31	26	14	7	202	20.2
Mustafa Shakur	47	47	1779	324	664	.488	50	131	.382	207	277	.747	47	165	212	4.5	324	119	151	9	106	905	19.3
Larry Owens	50	50	1818	299	611	.489	52	137	.380	139	180	.772	82	194	276	5.5	172	160	131	29	75	789	15.8
Byron Mullens	27	27	850	161	360	.447	15	35	.429	72	104	.692	57	145	202	7.5	27	76	77	25	17	409	15.1
Cecil Brown	30	13	912	147	306	.480	48	103	.466	80	95	.842	5	69	74	2.5	71	54	43	3	20	422	14.1
Moses Ehambe	50	18	1389	244	551	.443	117	255	.459	45	53	.849	19	113	132	2.6	53	78	52	10	24	650	13.0
Zabian Dowdell	10	2	270	52	98	.531	3	15	.200	22	32	.688	8	22	30	3.0	37	19	19	0	9	129	12.9
Kyle Weaver	5	5	214	26	63	.413	5	15	.333	5	5	1.00	5	22	27	5.4	36	17	22	7	7	62	12.4
Deron Washington	41	20	1077	147	360	.408	30	98	.306	144	202	.713	41	141	182	4.4	77	136	76	27	38	468	11.4
(Total)	49	24	1280	175	432	.405	32	107	.299	163	225	.724	48	172	220	4.5	88	166	98	32	39	545	11.1
Chris Richard	12	12	350	46	81	.568	0	0	-	15	26	.577	33	64	97	8.1	12	54	29	11	14	107	8.9
Latavious Williams	47	9	969	152	288	.528	1	12	.083	61	100	.610	123	238	361	7.7	32	111	55	35	32	366	7.8
Keith Clark	5	2	99	12	23	.522	1	3	.333	9	13	.692	4	15	19	3.8	4	12	6	1	5	34	6.8
DeVon Hardin	36	29	736	85	172	.494	0	1	.000	49	77	.636	50	115	165	4.6	20	95	45	37	13	219	6.1
JaJuan Smith	4	0	65	8	24	.333	5	17	.294	0	0	-	5	6	11	2.8	15	9	5	0	5	21	5.3
Wink Adams	9	2	202	20	50	.400	1	10	.100	1	2	.500	3	25	28	3.1	27	16	14	0	15	42	4.7
Marcus Lewis	42	3	659	73	135	.541	0	0	-	22	41	.537	66	70	136	3.2	38	80	40	8	22	168	4.0
Rodney Webb	3	0	31	4	9	.444	0	0	-	0	0	-	4	5	9	3.0	2	3	2	0	0	8	2.7
Mitch Johnson	7	0	60	2	13	.154	0	1	.000	6	8	.750	0	6	6	0.9	7	9	5	0	1	10	1.4
Byron Eaton	2	0	18	1	7	.143	0	1	.000	0	0	-	0	4	4	2.0	1	4	5	0	0	2	1.0
Steven Hill	11	1	88	4	8	.500	0	0	-	3	8	.375	9	13	22	2.0	3	14	7	8	1	11	1.0
Yemi Ogunoye	10	0	148	2	15	.133	1	5	.200	2	2	1.00	5	4	9	0.9	8	10	3	1	3	7	0.7
TOTALS	50		12124	1893	3976	.476	329	840	.392	916	1264	.725	596	1517	2113	42.3	978	1107	813	225	414	5031	100.6
OPPONENTS	50		12121	1796	3877	.463	313	865	.362	1049	1401	.749	568	1473	2041	40.8	918	1090	835	199	446	4954	99.1

UTAH FLASH

	G	GS	MIN	FGM	FGA	Pct.	3PM	3PA	Pct.	FTM	FTA	Pct.	OR	DR	REB	Avg.	AST	PF	TO	BS	ST	PTS	Avg
Kosta Koufos	5	4	157	44	74	.595	0	1	.000	9	16	.563	16	33	49	9.8	7	16	14	8	3	97	19.4
Dontell Jefferson	34	33	1219	185	434	.426	32	99	.323	194	245	.792	25	106	131	3.9	187	102	104	8	51	596	17.5
Gavin Grant	2	2	65	13	25	.520	0	1	.000	8	9	.889	1	5	6	3.0	3	6	7	0	3	34	17.0
Orien Greene	50	36	1646	295	616	.479	64	172	.372	184	277	.664	77	179	256	5.1	178	209	198	15	131	838	16.8
Kevin Kruger	19	16	678	78	160	.488	45	101	.446	85	93	.914	4	51	55	2.9	89	32	44	1	21	286	15.1
Andre Ingram	49	49	1667	219	480	.456	93	231	.403	102	120	.850	42	147	189	3.9	104	94	64	6	73	633	12.9
Bennet Davis	50	17	1406	235	483	.487	4	30	.133	165	226	.730	118	219	337	6.7	86	141	83	37	39	639	12.8
Carlos Wheeler	43	33	1272	209	410	.510	5	25	.200	120	173	.694	71	244	315	7.3	92	124	115	29	41	543	12.6
Luke Nevill	45	40	1112	224	410	.546	0	1	.000	87	119	.731	78	168	246	5.5	61	131	68	54	12	535	11.9
Gabe Pruitt	28	4	681	112	244	.459	20	61	.328	60	111	.541	19	46	65	2.3	69	66	51	2	35	304	10.9
(Total)	38	13	1042	149	335	.445	23	87	.264	97	163	0.595	30	81	111	2.9	108	87	85	6	52	418	11.0
Brian Hamilton	36	4	829	103	218	.472	9	30	.300	84	144	0.583	60	88	148	4.1	57	98	58	14	45	299	8.3
Lee Cummard	22	7	366	42	87	.483	16	34	.471	10	11	.909	8	34	42	1.9	26	49	21	2	13	110	5.0
Jordan Brady	44	5	610	78	143	.545	9	21	.429	26	45	.578	50	113	163	3.7	32	81	27	5	21	191	4.3
Jason Richards	18	0	312	18	55	.327	3	17	.176	14	17	.824	8	14	22	1.2	41	25	26	0	16	53	2.9
Chris Ayer	3	0	21	4	11	.364	0	0	-	0	0	-	5	2	7	2.3	0	4	0	1	0	8	2.7
Brian Jackson	5	0	46	2	9	.222	0	0	-	3	5	.600	6	4	10	2.0	2	12	2	2	2	7	1.4
Darian Townes	6	0	39	2	7	.286	0	0	-	2	2	1.00	3	2	5	0.8	2	8	3	5	2	6	1.0
Joe Darger	3	0	11	0	2	.000	0	1	.000	0	0	-	0	0	0	0.0	0	2	0	0	0	0	0.0
TOTALS	50		12146	1863	3868	.482	300	825	.364	1153	1613	.715	591	1455	2046	40.9	1036	1200	885	189	508	5179	103.6
OPPONENTS	50		12149	1847	3880	.476	327	886	.369	1084	1467	.739	568	1392	1960	39.2	934	1259	899	222	445	5105	102.1

2009-10 GATORADE CALL-UPS

PLAYERS: 40 Call-Ups, 27 Players

Player	NBA D-League Team	NBA Team
Chris Hunter	Fort Wayne Mad Ants	Golden State Warriors
Anthony Tolliver	Idaho Stampede	Portland Trail Blazers/Golden State Warriors
Mike Harris	Rio Grande Valley	Houston Rockets (twice)/Washington Wizards
Sundiata Gaines	Idaho Stampede	Utah Jazz
Cartier Martin	Iowa Energy	Golden State Warriors/Washington Wizards
Mario West	Maine Red Claws	Atlanta Hawks
JamesOn Curry	Springfield Armor	Los Angeles Clippers
Cedric Jackson	Erie BayHawks	Cleveland Cavaliers/San Antonio Spurs/Washington Wizards
Will Conroy	Rio Grande Valley Vipers	Houston Rockets (twice)
Coby Karl	Idaho Stampede	Golden State Warriors/Denver Nuggets
Chris Richard	Tulsa 66ers	Chicago Bulls (twice)
Garrett Temple	Rio Grande Valley Vipers	Houston Rockets/Sacramento Kings/San Antonio Spurs
Antonio Anderson	Rio Grande Valley Vipers	Oklahoma City Thunder
Reggie Williams	Sioux Falls Skyforce	Golden State Warriors
Othyus Jeffers	Iowa Energy	Utah Jazz
Mustafa Shakur	Tulsa 66ers	Oklahoma City Thunder (twice)
Kenny Hasbrouck	Rio Grande Valley Vipers	Miami Heat
Curtis Jerrells	Austin Toros	San Antonio Spurs
Alade Aminu	Bakersfield Jfam	Miami Heat
Earl Barron	Iowa Energy	New York Knicks
Dwayne Jones	Austin Toros	Phoenix Suns
Rob Kurz	Fort Wayne Mad Ants	Chicago Bulls
Alexander Johnson	Sioux Falls Skyforce	Houston Rockets
Brian Butch	Bakersfield Jam	Denver Nuggets
Greg Stiemsma	Sioux Falls Skyforce	Minnesota Timberwolves
Oliver Lafayette	Fort Wayne Mad Ants	Boston Celtics

COACHES - 3

Coach	NBA D-League Team/Position	NBA Team/Position
Vitaly Potapenko	Fort Wayne Mad Ants/Assistant Coach	Indiana Pacers/Assistant Coach
Quin Snyder	Austin Toros/Head Coach	Philadelphia 76ers/Assistant Coach
John Treloar	Erie BayHawks/Head Coach	Phoenix Suns/Director of Player Personnel

FRONT OFFICE STAFF - 2

Staff Member	NBA D-League Team/Position	NBA Team/Position
Del Potter	Bakersfield Jam/Basketball Operations	Detroit Pistons/Video Intern
Dan Dial	Texas Legends/Account Executive	Memphis Grizzlies/Account Executive

2009-10 NBA ASSIGNED PLAYERS

24 PLAYERS, 42 ASSIGNMENTS, 13 NBA TEAMS, 11 NBA D-LEAGUE TEAMS

Player	NBA Team	NBA D-League Team	G	PPG	RPG	APG	BPG
Joey Dorsey	Houston Rockets	Rio Grande Valley Vipers	16	14.9	13.3	1.7	1.4
Bill Walker	Boston Celtics	Maine Red Claws	9	17.4	6.4	1.8	0.6
Byron Mullens	Oklahoma City Thunder	Tulsa 66ers	27	15.1	7.5	1.0	0.9
Kyle Weaver	Oklahoma City Thunder	Tulsa 66ers	5	12.4	5.4	7.2	1.4
Alexis Ajinca	Charlotte Bobcats	Maine Red Claws	22	14.6	7.5	0.4	3.1
Malik Hairston	San Antonio Spurs	Austin Toros	15	29.1	4.7	3.0	0.8
Taylor Griffin	Phoenix Suns	Iowa Energy	12	9.6	6.2	2.2	0.4
Lester Hudson	Boston Celtics/ Memphis Grizzlies	Maine Red Claws/ Dakota Wizards	20	16.0	6.0	4.2	0.3
D.J. White	Oklahoma City Thunder	Tulsa 66ers	10	20.2	11.1	1.2	1.4
Patrick Mills	Portland Trail Blazers	Idaho Stampede	5	25.6	1.8	5.4	0.0
Joe Alexander	Milwaukee Bucks	Fort Wayne Mad Ants	6	10.5	4.7	1.8	0.7
J.R. Giddens	Boston Celtics	Maine Red Claws	4	10.8	4.5	3.0	0.5
Kosta Kofus	Utah Jazz	Utah Flash	5	19.4	9.8	1.4	1.6
Jermaine Taylor	Houston Rockets	Rio Grande Valey Vipers	8	19.8	4.8	2.1	0.5
Nathan Jawai	Minnesota Timberwolves	Sioux Falls Skyforce	4	8.3	4.5	1.0	0.0
Danny Green	Cleveland Cavaliers	Erie BayHawks	2	25.5	5.5	2.5	2.5
Darnell Jackson	Cleveland Cavaliers	Erie BayHawks	2	33.0	11.5	1.0	1.0
Hasheem Thabeet	Memphis Grizzlies	Dakota Wizards	6	13.8	11.2	0.7	3.2
Marcus Landry	Boston Celtics	Maine Red Claws	3	11.4	4.3	1.6	0.9
Earl Clark	Phoenix Suns	Iowa Energy	3	20.7	9.0	2.0	1.0
Curtis Jerrells	San Antonio Spurs	Austin Toros	7	20.6	4.1	6.5	0.1
Mustafa Shakur	Oklahoma City Thunder	Tulsa 66ers	4	19.6	3.5	5.3	0.0
Alonzo Gee	San Antonio Spurs	Austin Toros	*did not play in the regular season on assignment*				
Mike Harris	Houston Rockets	Rio Grande Valley Vipers	*did not play in the regular season on assignment*				

NOTE: Statistics are only representative of the time a player was on assignment and include regular season stats only

2009-10 SINGLE GAME BESTS

MOST POINTS IN A GAME
Keith McLeod, Albuquerque at Dakota, March 3, 2010.....44
Malik Hairston, Austin at Maine, January 22, 2010.....43

MOST REBOUNDS IN A GAME
Dwayne Jones, Austin at Bakersfield.....27

MOST ASSISTS IN A GAME
Curtis Stinson, Iowa vs. Fort Wayne, December 29, 2009.....21
Curtis Stinson, Iowa vs. Dakota, March 17, 2010.....21

MOST FIELD GOALS MADE IN A GAME
Kirk Penney, Sioux Falls at Bakersfield, April 2, 2010.....16
Malik Hairston, Austin at Maine, January 22, 2010.....16

FIELD GOALS ATTEMPTED IN A GAME
Donell Taylor, Idaho vs. Rio Grande Valley, March 31, 2010.....31

FREE THROWS MADE IN A GAME
Alexander Johnson, Sioux Falls vs. Springfield, March 26, 2010.....17

MOST FREE THROWS ATTEMPTED IN A GAME
Keith McLeod, Albuquerque vs. Idaho, March 5, 2010.....25

MOST THREE POINT FIELD GOALS MADE
Ernest Scott, Rio Grande Valley at Bakersfield, March 5, 2010.....9

MOST THREE POINT FIELD GOALS ATTEMPTED
Ernest Scott, Rio Grande Valley at Bakersfield, March 5, 2010.....17

MOST BLOCKED SHOTS IN A GAME
Greg Stiemsma, Sioux Falls vs. Springfield, December 27, 2009.....10
Kurt Looby, Maine vs. Erie, April 3, 2010.....10
Kurt Looby, Albuquerque vs. Dakota, January 28, 2010.....10

MOST STEALS IN A GAME
Orien Greene, Utah at Los Angeles, December 1, 2009.....8
Russell Robinson, Maine vs. Springfield, January 31, 2010.....8

MOST MINUTES IN A GAME
Curtis Stinson, Iowa vs. Fort Wayne, December 29, 2009.....62

POSTSEASON STATISTICS

POSTSEASON RESULTS

QUARTERFINALS

Iowa 2, Utah 1
Wed., April 7 - Utah 107, Iowa 76
Fri., April 9 - Iowa 101, Utah 91
Sun., April 11 - Iowa 111, Utah 92

Tulsa 2, Sioux Falls 1
Thurs., April 8 - Tulsa 119, Sioux Falls 109
Fri., April 9 - Sioux Falls 106, Tulsa 99
Sun., April 11 - Tulsa 111, Sioux Falls 101

Austin 2, Dakota 1
Thurs., April 8 - Austin 98, Dakota 96
Sat., April 10 - Dakota 106, Austin 96
Sun., April 11 - Austin 102, Dakota 90

Rio Grande Valley 2, Reno 1
Sat., April 10 - Rio Grande Valley 110, Reno 94
Mon., April 12 - Reno 128, Rio Grande Valley 126
Tues., April 13 - Rio Grande Valley 135, Reno 118

SEMIFINALS

Tulsa 2, Iowa 1
Fri., April 16 - Iowa 107, Tulsa 102
Sun., April 18 - Tulsa 117, Iowa 106
Tues., April 20 - Tulsa 127, Iowa 122

Rio Grande Valley 2, Austin 1
Sat., April 17 - Austin 122, Rio Grande Valley 120
Mon., April 19 - Rio Grande Valley 137, Austin 110
Wed., April 21 - Rio Grande Valley 99, Austin 98

FINALS

Rio Grande Valley 2, Tulsa 0
Sun., April 25 - Rio Grande Valley 124, Tulsa 107
Tues., April 27 - Rio Grande Valley 94, Tulsa 91

POSTSEASON INDIVIDUAL LEADERS

POINTS PER GAME	G	PTS	AVG
1. Mike Harris, Rio Grande Valley	6	167	27.8
2. Curtis Jerrells, Austin	6	162	27.0
3. Rod Benson, Reno	3	72	24.0
4. Kyle Weaver, Tulsa	4	96	24.0
5. Curtis Stinson, Iowa	6	142	23.7
6. Alonzo Gee, Austin	6	128	21.3
7. Kirk Penney, Sioux Falls	3	64	21.3
8. Denham Brown, Iowa	3	59	19.7
9. Renaldo Major, Dakota	3	57	19.0
10. Will Conroy, Rio Grande Valley	8	150	18.8
11. Larry Owens, Tulsa	8	148	18.5
12. Lester Hudson, Dakota	3	54	18.0
13. Kevin Kruger, Utah	3	54	18.0
14. Antonio Anderson, Rio Grande Valley	8	143	17.9
15. Mark Tyndale, Iowa	6	103	17.2
16. Marcus Williams, Austin	5	82	16.4

REBOUNDS PER GAME	G	RBS	AVG
1. Rod Benson, Reno	3	49	16.3
2. Curtis Stinson, Iowa	6	65	10.8
3. Greg Stiemsma, Sioux Falls	3	32	10.7
4. Denham Brown, Iowa	3	31	10.3
5. Mike Harris, Rio Grande Valley	6	61	10.2
6. Taylor Griffin, Iowa	3	28	9.3
7. Byron Mullens, Tulsa	4	37	9.3
8. Connor Atchley, Iowa	6	51	8.5

MINUTES PER GAME	G	MIN	AVG
1. Curtis Stinson, Iowa	6	264	44.0
2. Denham Brown, Iowa	3	128	42.7
3. Pat Carroll, Iowa	6	254	42.3
4. Marcus Williams, Austin	5	211	42.2
5. Curtis Jerrells, Austin	6	249	41.5
6. Larry Owens, Tulsa	8	325	40.6
7. Kyle Weaver, Tulsa	4	162	40.5
8. Antonio Anderson, Rio Grande Valley	8	319	39.9

ASSISTS PER GAME	G	AST	AVG
1. Will Conroy, Rio Grande Valley	8	71	8.9
2. Curtis Stinson, Iowa	6	53	8.8
3. Will Blalock, Reno	3	23	7.7
4. Antonio Anderson, Rio Grande Valley	8	57	7.1
5. Marcus Williams, Austin	5	31	6.2
6. Curtis Jerrells, Austin	6	37	6.2
7. Chris Mccray, Sioux Falls	3	18	6.0
8. Kyle Weaver, Tulsa	4	23	5.8

STEALS PER GAME	G	STL	AVG
1. Jeff Trepagnier, Iowa	6	19	3.2
2. Leemire Goldwire, Sioux Falls	3	7	2.3
3. Brian Hamilton, Utah	3	7	2.3
4. Andre Ingram, Utah	3	7	2.3
5. Curtis Jerrells, Austin	6	13	2.2
6. Will Blalock, Reno	3	6	2.0
7. Marcus Dove, Dakota	3	6	2.0
8. Kirk Penney, Sioux Falls	3	6	2.0

FIELD GOAL PERCENTAGE	FGA	FGM	PCT
1. Darian Townes, Iowa	12	17	.706
2. Doug Thomas, Reno	15	23	.652
3. Rod Benson, Reno	26	41	.634
4. Mike Harris, Rio Grande Valley	62	99	.626
5. Latavious Williams, Tulsa	30	49	.612
6. Stanley Asumnu, Rio Grande Valley	29	48	.604
7. Greg Stiemsma, Sioux Falls	15	26	.577
8. D.J. Strawberry, Reno	19	33	.576

FREE THROW PERCENTAGE	FTM	FTA	PCT
1. Pat Carroll, Iowa	17	17	1.00
2. Lester Hudson, Dakota	6	6	1.00
3. Kevin Kruger, Utah	5	5	1.00
4. Raymond Sykes, Sioux Falls	5	5	1.00
5. Mo Charlo, Reno	11	12	.917
6. Moses Ehambe, Tulsa	11	12	.917
7. Renaldo Major, Dakota	19	21	.905
8. Wink Adams, Tulsa	9	10	.900

3 POINT FIELD GOAL PERCENTAGE	3PM	3PA	PCT
1. Denham Brown, Iowa	4	6	.667
2. Mike Nelson, Sioux Falls	2	3	.667
3. Kirk Penney, Sioux Falls	6	9	.667
4. Lewis Clinch, Austin	5	8	.625
5. Kyle Weaver, Tulsa	12	21	.571
6. Cecil Brown, Tulsa	7	13	.538
7. Carldell 'Johnson, Austin	12	24	.500
8. Kevin Kruger, Utah	11	22	.500

BLOCKED SHOTS PER GAME	G	BS	AVG
1. Greg Stiemsma, Sioux Falls	3	13	4.3
2. Connor Atchley, Iowa	6	12	2.0
3. Rod Benson, Reno	3	5	1.7
4. Mo Charlo, Reno	3	5	1.7
5. Devon Hardin, Tulsa	8	12	1.5
6. Kyle Weaver, Tulsa	4	6	1.5
7. Brian Hamilton, Utah	3	4	1.3
8. D.J. Strawberry, Reno	3	4	1.3

INDIVIDUAL POSTSEASON STATISTICS - TEAM BY TEAM

AUSTIN TOROS

	G	GS	MIN	FGM	FGA	PCT.	3PM	3PA	PCT.	FTM	FTA	PCT.	OR	DR	REB	AVG.	AST	PF	TO	BS	ST	PTS	AVG.
Curtis Jerrells	6	6	249	55	104	.529	13	40	.325	39	45	.867	3	22	25	4.2	37	18	19	2	13	162	27.0
Alonzo Gee	6	6	232	51	91	.560	4	13	.308	22	35	.629	15	29	44	7.3	3	18	15	7	8	128	21.3
Marcus Williams	5	5	211	29	85	.341	3	16	.188	21	25	.840	3	32	35	7.0	31	15	21	0	9	82	16.4
Eddie Basden	6	6	236	30	72	.417	11	29	.379	7	15	.467	18	30	48	8.0	11	19	7	1	8	78	13.0
Carldell Johnson	6	0	153	22	44	.500	12	24	.500	11	14	.786	5	15	20	3.3	15	11	9	3	7	67	11.2
Lewis Clinch	3	0	36	7	13	.538	5	8	.625	4	5	.800	1	7	8	2.7	1	3	1	1	0	23	7.7
Michael Joiner	6	6	163	14	37	.378	4	15	.267	7	10	.700	12	19	31	5.2	1	25	10	5	3	39	6.5
Luke Bonner	6	1	51	7	19	.368	3	9	.333	0	0	-	3	10	13	2.2	2	17	4	4	0	17	2.8
Cory Underwood	5	0	38	6	11	.545	0	0	-	2	4	.500	3	3	6	1.2	2	13	1	3	0	14	2.8
David McClure	6	0	64	7	14	.500	0	1	.000	2	2	1.00	8	7	15	2.5	2	7	2	4	4	16	2.7
Dominique Coleman	1	0	3	0	0	-	0	0	-	0	0	-	0	1	1	1.0	0	1	0	0	0	0	0.0
Emmanuel Jones	1	0	3	0	0	-	0	0	-	0	2	.000	0	0	0	0.0	1	0	0	0	0	0	0.0
TOTALS	6		1440	228	490	.465	55	155	.355	115	157	.732	71	175	246	41.0	106	147	89	30	52	626	104.3
OPPONENTS	6		1440	236	486	.486	51	119	.429	125	180	.694	67	188	255	42.5	130	131	92	26	54	648	108.0

DAKOTA WIZARDS

	G	GS	MIN	FGM	FGA	PCT.	3PM	3PA	PCT.	FTM	FTA	PCT.	OR	DR	REB	AVG.	AST	PF	TO	BS	ST	PTS	AVG.
Renaldo Major	3	3	105	19	39	.487	0	2	.000	19	21	.905	10	9	19	6.3	7	7	5	1	5	57	19.0
Lester Hudson	3	2	91	20	46	.435	8	17	.471	6	6	1.00	2	17	19	6.3	9	10	7	3	5	54	18.0
Maurice Baker	3	3	104	15	28	.536	0	5	.000	7	8	.875	2	18	20	6.7	8	8	5	1	0	37	12.3
Curtis Withers	3	0	84	13	28	.464	0	0	-	9	18	.500	3	16	19	6.3	10	7	3	4	5	35	11.7
Marcus Dove	3	3	103	13	23	.565	0	0	-	6	15	.400	9	10	19	6.3	5	9	5	3	6	32	10.7
Corsley Edwards	3	3	64	12	30	.400	0	0	-	7	10	.700	6	13	19	6.3	1	10	13	3	1	31	10.3
David Bell	3	0	67	10	22	.455	8	17	.471	1	2	.500	0	2	2	0.7	6	6	3	0	2	29	9.7
Darren Cooper	3	1	68	4	14	.286	2	8	.250	0	2	.000	2	4	6	2.0	8	5	6	0	5	10	3.3
James (Boo) Jackson	3	0	35	3	8	.375	0	0	-	1	1	1.00	3	3	6	2.0	2	3	0	1	0	7	2.3
TOTALS	3		720	109	238	.458	18	49	.367	56	83	.675	37	92	129	43.0	56	65	47	16	29	292	97.3
OPPONENTS	3		720	112	244	.459	21	70	.300	51	69	.739	39	87	126	42.0	45	71	46	16	26	296	98.7

IOWA ENERGY

	G	GS	MIN	FGM	FGA	PCT.	3PM	3PA	PCT.	FTM	FTA	PCT.	OR	DR	REB	AVG.	AST	PF	TO	BS	ST	PTS	AVG.
Curtis Stinson	6	6	264	54	114	.474	2	6	.333	32	39	.821	16	49	65	10.8	53	19	23	1	6	142	23.7
Denham Brown	3	3	128	20	48	.417	4	6	.667	15	20	.750	12	19	31	10.3	4	8	9	0	3	59	19.7
Mark Tyndale	6	1	167	27	59	.458	3	12	.250	46	56	.821	11	17	28	4.7	13	18	12	1	4	103	17.2
Jeff Trepagnier	6	6	216	34	98	.347	9	46	.196	16	22	.727	3	17	20	3.3	10	22	6	3	19	93	15.5
Pat Carroll	6	6	254	30	91	.330	12	41	.293	17	17	1.00	8	22	30	5.0	12	18	7	3	9	89	14.8
Connor Atchley	6	6	169	29	54	.537	0	6	.000	7	8	.875	23	28	51	8.5	4	25	7	12	2	65	10.8
Taylor Griffin	3	2	87	7	22	.318	0	2	.000	5	14	.357	3	25	28	9.3	3	10	8	1	3	19	6.3
Darian Townes	6	0	75	12	17	.706	0	0	-	9	14	.643	7	8	15	2.5	0	6	3	7	2	33	5.5
Justin Bowen	3	0	15	1	4	.250	0	2	.000	3	6	.500	0	1	1	0.3	0	3	0	0	1	5	1.7
Shy Ely	5	0	27	2	6	.333	1	3	.333	2	4	.500	1	0	1	0.2	1	3	2	0	0	7	1.4
Brian Evans	5	0	17	2	5	.400	0	0	-	2	2	1.00	2	2	4	0.8	5	0	1	1	1	6	1.2
Marvin Phillips	4	0	24	1	8	.125	0	1	.000	0	0	-	1	7	8	2.0	1	4	3	1	0	2	0.5
TOTALS	6		1440	219	526	.416	31	125	.248	154	202	.762	87	195	282	47.0	106	136	81	30	50	623	103.8
OPPONENTS	6		1440	222	513	.433	57	150	.380	135	179	.754	81	207	288	48.0	116	146	95	28	44	636	106.0

RENO BIGHORNS

	G	GS	MIN	FGM	FGA	PCT.	3PM	3PA	PCT.	FTM	FTA	PCT.	OR	DR	REB	AVG.	AST	PF	TO	BS	ST	PTS	AVG.
Rod Benson	3	3	106	26	41	.634	1	1	1.00	19	33	.576	19	30	49	16.3	4	7	10	5	1	72	24.0
D.J. Strawberry	3	0	91	19	33	.576	0	4	.000	11	18	.611	0	9	9	3.0	15	8	14	4	2	49	16.3
Desmon Farmer	3	3	95	16	35	.457	4	18	.222	12	15	.800	1	10	11	3.7	6	12	11	0	2	48	16.0
Richie Frahm	3	0	90	13	27	.481	9	22	.409	8	10	.800	0	9	9	3.0	2	5	0	0	2	43	14.3
Doug Thomas	3	3	86	15	23	.652	0	0	-	10	15	.667	3	13	16	5.3	6	7	5	1	1	40	13.3
Will Blalock	3	3	106	9	28	.321	1	5	.200	15	19	.789	1	12	13	4.3	23	12	8	0	6	34	11.3
Yaroslav Korolev	3	0	71	6	17	.353	4	10	.400	8	12	.667	4	7	11	3.7	6	6	5	0	2	24	8.0
Mo Charlo	3	3	62	5	13	.385	1	2	.500	11	12	.917	3	8	11	3.7	6	8	5	5	0	22	7.3
Chris Davis	2	0	10	2	3	.667	0	0	-	2	2	1.00	0	0	0	0.0	0	0	1	0	1	6	3.0
Cezary Trybanski	1	0	5	1	2	.500	0	0	-	0	0	-	0	1	1	1.0	0	1	1	0	0	2	2.0
TOTALS	3		720	112	222	.505	20	62	.323	96	136	.706	31	99	130	43.3	68	66	60	15	17	340	113.3
OPPONENTS	3		720	140	272	.515	22	64	.344	69	85	.812	27	79	106	35.3	82	90	30	16	37	371	123.7

RIO GRANDE VALLEY VIPERS

	G	GS	MIN	FGM	FGA	PCT.	3PM	3PA	PCT.	FTM	FTA	PCT.	OR	DR	REB	AVG.	AST	PF	TO	BS	ST	PTS	AVG.
Mike Harris	6	6	198	62	99	.626	8	19	.421	35	39	.897	23	38	61	10.2	13	21	14	4	6	167	27.8
Will Conroy	8	8	307	57	124	.460	5	24	.208	31	42	.738	6	48	54	6.8	71	25	28	1	13	150	18.8
Antonio Anderson	8	8	319	56	109	.514	3	11	.273	28	38	.737	7	41	48	6.0	57	20	28	6	12	143	17.9
Craig Winder	8	0	199	43	99	.434	8	26	.308	34	43	.791	13	30	43	5.4	16	24	15	1	13	128	16.0
Jonathan Wallace	8	8	278	32	62	.516	16	34	.471	25	29	.862	4	22	26	3.3	20	24	7	0	7	105	13.1
Julian Sensley	8	8	195	30	64	.469	6	18	.333	16	25	.640	10	31	41	5.1	6	21	7	9	5	82	10.3
Ernest Scott	8	2	143	22	48	.458	18	39	.462	0	0	-	4	12	16	2.0	6	22	1	6	6	62	7.8
Stanley Asumnu	8	0	155	29	48	.604	0	0	-	2	4	.500	9	10	19	2.4	6	15	5	2	6	60	7.5
Rich Melzer	8	0	102	17	34	.500	5	12	.417	6	8	.750	6	16	22	2.8	3	23	2	3	6	45	5.6
Sean Barnette	2	0	10	1	2	.500	0	0	-	1	2	.500	0	3	3	1.5	1	2	2	0	0	3	1.5
Mickell Gladness	3	0	10	0	0	-	0	0	-	0	2	.000	0	0	0	0.0	0	2	0	1	0	0	0.0
Terrel Harris	1	0	9	0	2	.000	0	0	-	0	0	-	0	3	3	3.0	2	1	1	0	0	0	0.0
TOTALS	8		1920	349	691	.505	69	183	.377	178	232	.767	82	254	336	42.0	201	200	110	33	74	945	118.1
OPPONENTS	8		1920	297	630	.471	69	194	.356	205	283	.724	83	253	336	42.0	170	187	125	38	57	868	108.5

SIOUX FALLS SKYFORCE

	G	GS	MIN	FGM	FGA	PCT.	3PM	3PA	PCT.	FTM	FTA	PCT.	OR	DR	REB	AVG.	AST	PF	TO	BS	ST	PTS	AVG.
Kirk Penney	3	3	106	22	40	.550	6	9	.667	14	17	.824	3	11	14	4.7	6	7	6	0	6	64	21.3
Greg Stiemsma	3	3	93	15	26	.577	0	0	-	15	17	.882	4	28	32	10.7	2	13	9	13	3	45	15.0
Leemire Goldwire	3	0	66	11	30	.367	5	13	.385	13	15	.867	2	3	5	1.7	6	4	4	1	7	40	13.3
Chris McCray	3	3	119	10	24	.417	1	5	.200	16	18	.889	1	12	13	4.3	18	14	9	0	5	37	12.3
David Bailey	3	3	112	11	28	.393	4	10	.400	5	7	.714	2	7	9	3.0	16	9	7	1	3	31	10.3
Joe Krabbenhoft	3	3	65	11	29	.379	2	5	.400	0	1	.000	3	11	14	4.7	8	10	3	1	2	24	8.0
Nathan Jawai	3	0	38	10	21	.476	0	0	-	3	3	1.00	2	6	8	2.7	3	8	1	1	0	23	7.7
Jared Newson	3	0	60	10	22	.455	1	3	.333	2	5	.400	6	8	14	4.7	2	6	2	1	2	23	7.7
Raymond Sykes	3	0	46	9	17	.529	0	0	-	5	5	1.00	4	5	9	3.0	1	2	2	1	1	23	7.7
Mike Nelson	2	0	13	2	4	.500	2	3	.667	0	0	-	0	0	0	0.0	0	0	0	0	1	6	3.0
TOTALS	3		720	111	241	.461	21	48	.438	73	88	.830	27	91	118	39.3	62	73	43	19	30	316	105.3
OPPONENTS	3		720	117	239	.490	23	54	.426	72	97	.742	42	95	137	45.7	43	73	44	24	28	329	109.7

TULSA 66ERS

	G	GS	MIN	FGM	FGA	PCT.	3PM	3PA	PCT.	FTM	FTA	PCT.	OR	DR	REB	AVG.	AST	PF	TO	BS	ST	PTS	AVG.
Kyle Weaver	4	4	162	31	60	.517	12	21	.571	22	27	.815	8	16	24	6.0	23	13	19	6	8	96	24.0
Larry Owens	8	8	325	55	110	.500	13	28	.464	25	32	.781	16	40	56	7.0	21	23	15	10	11	148	18.5
Deron Washington	8	6	226	33	87	.379	5	19	.263	59	75	.787	14	33	47	5.9	10	36	16	2	12	130	16.3
Mustafa Shakur	4	4	131	25	49	.510	3	8	.375	11	14	.786	3	15	18	4.5	15	8	5	4	8	64	16.0
Byron Mullens	4	4	105	20	43	.465	2	8	.250	11	16	.688	11	26	37	9.3	2	11	9	5	2	53	13.3
Latavious Williams	7	1	139	30	49	.612	0	2	.000	19	26	.731	25	31	56	8.0	4	13	4	5	2	79	11.3
Wink Adams	7	4	188	26	68	.382	12	27	.444	9	10	.900	3	23	26	3.7	31	18	6	1	3	73	10.4
JaJuan Smith	6	0	96	18	46	.391	10	28	.357	12	15	.800	2	18	20	3.3	14	16	10	0	3	58	9.7
Cecil Brown	4	3	112	12	35	.343	7	13	.538	1	2	.500	2	14	16	4.0	11	5	10	0	3	32	8.0
Moses Ehambe	8	0	164	21	52	.404	9	26	.346	11	12	.917	3	7	10	1.3	4	9	4	1	3	62	7.8
Marcus Lewis	8	4	166	15	30	.500	0	0	-	8	11	.727	11	27	38	4.8	7	22	5	4	2	38	4.8
DeVon Hardin	8	1	77	7	16	.438	0	0	-	5	7	.714	6	9	15	1.9	0	18	9	12	2	19	2.4
Others	1	1	29	8	13	.615	0	0	-	5	7	.714	1	4	5	5.0	4	3	0	0	0	21	21.0
TOTALS	8		1920	301	658	.457	73	180	.406	198	254	.780	105	263	368	46.0	146	195	112	50	59	873	109.1
OPPONENTS	8		1920	311	692	.449	49	154	.318	198	247	.802	101	262	363	45.4	156	191	113	41	66	869	108.6

UTAH FLASH

	G	GS	MIN	FGM	FGA	PCT.	3PM	3PA	PCT.	FTM	FTA	PCT.	OR	DR	REB	AVG.	AST	PF	TO	BS	ST	PTS	AVG.
Kevin Kruger	3	3	116	19	40	.475	11	22	.500	5	5	1.00	2	14	16	5.3	7	6	5	0	3	54	18.0
Orien Greene	3	3	97	16	44	.364	1	15	.067	14	25	.560	6	17	23	7.7	8	15	16	2	4	47	15.7
Bennet Davis	3	3	97	16	39	.410	0	2	.000	9	11	.818	8	15	23	7.7	5	6	1	0	2	41	13.7
Gabe Pruitt	3	0	78	15	28	.536	2	7	.286	9	14	.643	1	12	13	4.3	10	4	8	1	3	41	13.7
Brian Hamilton	3	0	93	14	28	.500	2	5	.400	3	7	.429	10	12	22	7.3	8	8	8	4	7	33	11.0
Andre Ingram	3	3	93	9	32	.281	5	15	.333	3	3	1.00	2	9	11	3.7	8	7	6	1	7	26	8.7
Luke Nevill	3	3	60	7	24	.292	0	1	.000	9	13	.692	5	10	15	5.0	2	4	2	3	0	23	7.7
Jordan Brady	3	0	46	7	14	.500	0	2	.000	0	1	.000	1	10	11	3.7	3	8	1	0	1	14	4.7
Brian Jackson	3	0	31	2	3	.667	0	0	-	2	2	1000	3	5	8	2.7	3	10	2	0	0	6	2.0
Joe Darger	3	0	9	2	4	.500	1	2	.500	0	0	-	0	1	1	0.3	0	1	0	0	0	5	1.7
TOTALS	3		720	107	256	.418	22	71	.310	54	81	.667	38	105	143	47.7	54	69	49	11	27	290	96.7
OPPONENTS	3		720	101	246	.411	17	68	.250	69	93	.742	38	103	141	47.0	57	62	46	15	26	288	96.0

AWARD WINNERS

NBA D-LEAGUE MOST VALUABLE PLAYER
Mike Harris, Rio Grande Valley Vipers

NBA D-LEAGUE DENNIS JOHNSON COACH OF THE YEAR
Chris Finch, Rio Grande Valley Vipers

NBA D-LEAGUE ROOKIE OF THE YEAR
Alonzo Gee, Austin Toros

NBA D-LEAGUE DEFENSIVE PLAYER OF THE YEAR
Greg Stiemsma, Sioux Falls Skyforce

NBA D-LEAGUE JASON COLLIER SPORTSMANSHIP AWARD
Andre Ingram, Utah Flash

NBA D-LEAGUE IMPACT PLAYER OF THE YEAR
Brian Butch, Bakersfield Jam

NBA D-LEAGUE MOST IMPROVED PLAYER
Mildon Ambres, Idaho Stampede

NBA D-LEAGUE ALL-FIRST TEAM

Pos.	Player	Team
Guard	Curtis Stinson	Iowa Energy
Guard	Reggie Williams	Sioux Falls Skyforce
Forward	Mike Harris	Rio Grande Valley Vipers
Forward	Cartier Martin	Iowa Energy
Center	Dwayne Jones	Austin Toros

NBA D-LEAGUE ALL-SECOND TEAM

Pos.	Player	Team
Guard	Will Conroy	Rio Grande Valley Vipers
Guard	Mustafa Shakur	Tulsa 66ers
Forward	Alonzo Gee	Austin Toros
Forward	Rob Kurz	Fort Wayne Mad Ants
Center	Brian Butch	Bakersfield Jam

NBA D-LEAGUE ALL-THIRD TEAM

Pos.	Player	Team
Guard	Antonio Anderson	Rio Grande Valley Vipers
Guard	Curtis Jerrells	Austin Toros
Forwrad	Alade Aminu	Bakersfield Jam
Forward	Larry Owens	Tulsa 66ers
Center	Earl Barron	Iowa Energy

ALL-NBA D-LEAGUE HONORABLE MENTION

Pos.	Player	Team
Guard	Morris Almond	Maine Red Claws
Guard	Desmon Farmer	Reno Bighorns
Guard	Orien Greene	Utah Flash
Guard	Cedric Jackson	Erie BayHawks
Guard	Coby Karl	Idaho Stampede
Guard	Keith McLeod	Albuquerque Thunderbirds
Guard	Garrett Temple	Rio Grande Valley Vipers
Forward	Romel Beck	Dakota Wizards
Forward	Rod Benson	Reno Bighorns
Forward	Bennett Davis	Utah Flash
Forward	Trey Gilder	Albuquerque Thunderbirds
Forward	Donell Taylor	Idaho Stampede
Center	John bryant	Erie BayHawks
Center	Byron Mullens	Tulsa 66ers
Center	Greg Stiemsma	Sioux Falls Skyforce

NBA D-LEAGUE PERFORMERS OF THE WEEK
Dec. 9 - Sundiata Gaines & Anthony Tolliver, Idaho Stampede
Dec.14 - Desmon Farmer, Reno Bighorns
Dec. 21 - Curtis Jerrells & Dwayne Jones, Austin Toros
Dec. 28 - Reggie Williams, Sioux Falls Skyforce
Jan. 4 - Antonio Anderson, Rio Grande Valley Vipers
Jan. 11 - Carlos Powell, Albuquerque Thunderbirds
Jan. 19 - Mike Harris, Rio Grande Valley Vipers
Jan. 25 - Malik Hairston, Austin Toros
Feb. 1 - Mike Gansey, Erie BayHawks
Feb. 10 - Antoine Agudio & Carlos Powell, Albuqueruqe Thunderbirds
Feb. 22 - Curtis Stinson, Iowa Energy
Mar. 1 - Will Conroy, Rio Grande Valley Vipers
Mar. 8 - Alexander Johnson, Sioux Falls Skyforce
Mar. 15 - Mike Harris, Rio Grande Valley Vipers
Mar. 22 - Curtis Jerrells, Austin Toros
Mar. 29 - Dwayne Jones & Marcus Williams, Austin Toros
April 5 - Rob Kurz & Oliver Lafayette, Fort Wayne Mad Ants

NBA D-LEAGUE PLAYERS OF THE MONTH
Dec. - Antonio Anderson, Rio Grande Valley Vipers
Jan. - Mike Harris, Rio Grande Valley Vipers
Feb. - Reggie Williams, Sioux Falls Skyforce
Mar. - Alexander Johnson, Sioux Falls Skyforce

DRAFT

2009 - DRAFT RESULTS

ROUND 1

PICK	TEAM	SELECTION
1	Albuquerque	Carlos Powell
2	Erie	Donell Taylor
3	Los Angeles	Deron Washington
4	Bakersfield	Amara Sy
5	Utah	Garret Siler
6	Austin	Alonzo Gee
7	Reno	Desmon Farmer
8	Maine	Paul Harris
9	Iowa	Rashad Anderson
10	Fort Wayne	Alade Aminu
11	Dakota	Curtis Withers
12	Rio Grande Valley	Antonio Anderson
13	Sioux Falls	Raymond Sykes
14	Springfield	JamesOn Curry
15	Idaho	Sundiata Gaines
16	Tulsa	Latavious Williams

ROUND 2

1	Tulsa	Mustafa Shakur
2	Idaho	Dar Tucker
3	Springfield	Major Wingate
4	Sioux Falls	Pete Campbell
5	Rio Grande Valley	Jonathan Wallace
6	Dakota	Doug Thomas
7	Fort Wayne	Frank Tolbert
8	Iowa	Pat Carroll
9	Maine	Darnell Lazare
10	Reno	Haminn Quaintance
11	Austin	Russell Carter
12	Utah	Orien Greene
13	Bakersfield	Reece Gaines
14	Los Angeles	Alan Wiggins
15	Erie	John Bryant
16	Albuquerque	Chad Toppert

ROUND 3

1	Albuquerque	Erek Hansen
2	Erie	Martin Zeno
3	Los Angeles	Jeremy Wise
4	Bakersfield	Anthony Goods
5	Utah	Kevin Goffney
6	Austin	Lewis Clinch
7	Reno	Chris Lowe
8	Maine	Frank Young
9	Iowa	Sean Barnette
10	Fort Wayne	Jamelle Cornley
11	Dakota	Marcus Dove
12	Rio Grande Valley	Jamarcus Ellis
13	Sioux Falls	Reggie Williams
14	Springfield	James Cripe
15	Idaho	Delonte Holland
16	Tulsa	Cecil Brown

ROUND 4

1	Tulsa	Jeral Davis
2	Idaho	TJ Cummings
3	Springfield	Craig Austrie
4	Sioux Falls	Leemire Goldwire
5	Rio Grande Valley	Mickell Gladness
6	Dakota	D'lancy Carter
7	Fort Wayne	Booker Woodfox
8	Maine	Carl Mitchell
9	Iowa	Gary Ervin
10	Reno	Louis Graham
11	Austin	Ira Brown
12	Utah	Jason Richards
13	Bakersfield	Jared Newson
14	Los Angeles	Christopher Hayes
15	Erie	Derrick Mercer
16	Albuquerque	Yaroslav Korolev

ROUND 5

1	Albuquerque	Shagari Alleyne
2	Erie	Rod Wilmont
3	Los Angeles	Christopher Moore
4	Bakersfield	Lance Hurdle
5	Utah	Joe Darger
6	Austin	David McClure
7	Reno	Terry Martin
8	Maine	Scooter McFadgon
9	Iowa	Joah Tucker
10	Fort Wayne	Lenny Stokes
11	Dakota	Jason Straight
12	Rio Grande Valley	Kenny Dawkins
13	Sioux Falls	Draelon Burns
14	Springfield	DeSean White
15	Idaho	JC Mathis
16	Tulsa	Mitchell Johnson

ROUND 6

1	Tulsa	Keena Young
2	Idaho	Mike Gansey
3	Springfield	Perrin Johnson
4	Sioux Falls	Nate Miles
5	Rio Grande Valley	Antoine Hood
6	Dakota	Darren Cooper
7	Fort Wayne	CJ Anderson
8	Maine	Casey Love
9	Iowa	Anthony Terrell
10	Reno	Jermaine Johnson
11	Austin	Quemont Greer
12	Utah	Travis Holmes
13	Bakersfield	Chris Ayer
14	Los Angeles	Charlie Parker
15	Erie	Jeff Skemp
16	Albuquerque	J'Nathan Bullock

ROUND 7

1	Albuquerque	Garrison Carr
2	Erie	Tyan Troutman
3	Los Angeles	Moustafa N'Doye
4	Bakersfield	Ramon Dyer
5	Utah	Alain LaRoche
6	Austin	Augustine Okuson
7	Reno	Chris Davis
8	Maine	Tony Bobbitt
9	Iowa	Russell Hicks
10	Fort Wayne	Andrews Sandoval
11	Dakota	Rashaad Powell
12	Rio Grande Valley	Rashad Woods
13	Sioux Falls	Rodney Alexander
14	Springfield	Brandon Jones
15	Idaho	Bryson McKenzie
16	Tulsa	Adam McCoy

ROUND 8

1	Tulsa	Tim Parham
2	Idaho	Vince Oliver
3	Springfield	Brayden Billbe
4	Sioux Falls	Lawrence McKenzie
5	Rio Grande Valley	DeAngelo Alexander
6	Dakota	Jimmy Binnie
7	Fort Wayne	AJ Ratliff
8	Maine	Marcus Walker
9	Iowa	Matt Clement
10	Reno	Ronald Allen
11	Austin	D'mond Grismore
12	Utah	Jordan Brady
13	Bakersfield	Stephen McDowell
14	Los Angeles	Travis Pinick
15	Erie	Zachary Sowers
16	Albuquerque	Brian Kortovich

2009 EXPANSION DRAFT RESULTS

ROUND 1

PICK	TEAM	SELECTION
1	Springfield	Marcus Campbell
2	Maine	James White

ROUND 2

PICK	TEAM	SELECTION
1	Maine	Trey Gilder
2	Springfield	James Mays

ROUND 3

PICK	TEAM	SELECTION
1	Springfield	Eddie Gill
2	Maine	Billy Thomas

ROUND 4

PICK	TEAM	SELECTION
1	Maine	Noel Felix
2	Springfield	Kentrell Gransberry

ROUND 5

PICK	TEAM	SELECTION
1	Springfield	Cedric Bozeman
2	Maine	John Lucas

ROUND 6

PICK	TEAM	SELECTION
1	Maine	Kedrick Brown
2	Springfield	Jamar Brown

ROUND 7

PICK	TEAM	SELECTION
1	Springfield	Malick Badiane
2	Maine	Dominique Coleman

ROUND 8

PICK	TEAM	SELECTION
1	Maine	Joe Dabbert
2	Springfield	Marcus Taylor

ROUND 9

PICK	TEAM	SELECTION
1	Springfield	Cameron Bennerman
2	Maine	Josh Davis

ROUND 10

PICK	TEAM	SELECTION
1	Maine	Andre Patterson
2	Springfield	Kirk Walters

ALL-STAR GAME

DALLAS, TEXAS - FEBRUARY 18, 2010

NATIONAL BASKETBALL ASSOCIATION

OFFICIAL SCORER'S REPORT
FINAL BOX

2/13/2010 Dallas Convention Center, Dallas, TX
Officials: #12 Scott Bolnick, #14 Nick Buchert, #52 James Williams

Time of Game: 1:42
Attendance: 3,500

VISITOR: DLeague East AllStars East (0-1)

NO	PLAYER		MIN	FG	FGA	3P	3PA	FT	FTA	OR	DR	TOT	A	PF	ST	TO	BS	PTS
24	Rob Kurz	F	20:46	4	9	1	3	0	0	2	8	10	2	3	1	1	2	9
34	Cartier Martin	F	21:17	4	10	1	4	0	0	0	4	4	0	3	0	1	0	9
42	Earl Barron	C	22:00	8	10	0	0	4	5	3	4	7	1	5	0	2	0	20
b																		
10	Curtis Stinson	G	21:17	3	5	0	0	0	0	1	1	2	11	1	0	4	1	6
15	Reggie Williams	G	19:55	7	11	2	4	1	2	1	3	4	1	0	0	0	0	17
23	Trey Gilder		18:43	3	5	0	0	0	0	0	2	2	1	0	0	3	0	6
42	Alade Aminu		18:43	2	5	0	0	0	0	0	3	3	0	2	1	3	2	4
a																		
19	Ron Howard		20:39	3	8	0	0	0	0	0	0	0	2	1	1	1	0	6
22	Morris Almond		18:43	1	8	0	2	0	0	0	1	1	1	0	2	3	0	2
32	Romel Beck		17:57	0	3	0	3	2	2	0	1	1	2	2	1	0	1	2
	TOTALS:			35	74	4	16	7	9	7	27	34	21	17	6	18	6	81

PERCENTAGES: 47.3% 25.0% 77.8% TM REB: 6 TOT TO: 19 (15 PTS)

HOME: DLEAGUE WEST ALLSTARS WEST (1-0)

NO	PLAYER		MIN	FG	FGA	3P	3PA	FT	FTA	OR	DR	TOT	A	PF	ST	TO	BS	PTS
7	Carlos Powell	F	20:45	0	8	0	2	0	0	1	1	2	0	1	2	1	0	0
33	Michael Harris	F	20:01	5	9	1	3	3	3	1	0	1	1	0	0	0	0	14
h																		
44j	Dwayne Jones	C	21:03	4	8	0	1	5	7	2	5	7	1	1	0	2	0	13
14	Joe Crawford	G	21:18	3	11	1	2	0	0	2	1	3	1	0	1	1	0	7
22	Mustafa Shakur	G	20:36	4	6	0	1	2	2	0	4	4	4	1	4	2	0	10
44	Brian Butch		21:07	7	12	2	4	2	3	8	5	13	0	3	0	1	0	18
b																		
0	Curtis Jerrells		21:46	1	9	0	2	0	0	1	4	5	6	0	2	2	0	2
23	Alonzo Gee		17:12	5	6	0	0	0	2	2	4	6	3	1	3	3	0	10
34	Diamon Simpson		16:57	7	8	0	0	1	3	1	0	1	1	3	1	1	1	15
33f	Desmon Farmer		19:15	3	9	3	6	0	0	1	2	3	4	0	0	0	0	9
	TOTALS:			39	86	7	21	13	20	19	26	45	21	10	13	13	1	98

PERCENTAGES: 45.3% 33.3% 65.0% TM REB: 10 TOT TO: 15 (15 PTS)

SCORE BY PERIODS	1	2	FINAL
East	41	40	81
WEST	48	50	98

Pts. in the Pt. East 44 (22/33), WEST 58 (29/52)
2nd Chance Pts. East 10 (5/7), WEST 18 (7/14)
FB Pts. East 25 (11/11), WEST 13 (6/10)

Biggest Lead East 13, WEST 26
Lead Changes 1
Times Tied 1

Copyright (c) 2010 NBA Properties, INC. All Rights Reserved

History

- Team-by-Team Regular Season Records
- Draft Results
- All-Time GATORADE Call-Ups
- All-Time Assigned Players
- Award Winners
- Regular Season Leaders
- All-Time Postseason Results
- All-Star

TEAM-BY-TEAM

ALBUQUERQUE THUNDERBIRDS

		REGULAR SEASON			PLAYOFFS		
SEASON	COACH	FINISH	W	L	W	L	FIRST-ROUND DRAFT SELECTION
2005-06	Michael Cooper	2nd	26	22	2	0	Chuck Hayes, Kentucky
2006-07	Michael Cooper	3rd, West	24	26	0	1	Troy Bell, Boston College
2007-08	Jeff Ruland	4th, Southwest	22	28	-	-	Darvin Ham, Texas Tech
2008-09	John Coffino	3rd, Southwest	24	26	-	-	David Noel, North Carolina
2009-10	John Coffino	7th, West	18	32	-	-	Carlos Powell, South Carolina

ANAHEIM ARSENAL

		REGULAR SEASON			PLAYOFFS		
SEASON	COACH	FINISH	W	L	W	L	FIRST-ROUND DRAFT SELECTION
2006-07	Larry Smith/ Reggie Geary	5th, West	23	27	-	-	Corsley Edwards, Central Conn. State
2007-08	Reggie Geary	5th, West	23	27	-	-	Kedrick Brown, Oskaloosa-Walton Community College
2008-09	Sam Vincent	5th, West	15	35	-	-	Tierre Brown, McNeese State

ARKANSAS RIMROCKERS

		REGULAR SEASON			PLAYOFFS		
SEASON	COACH	FINISH	W	L	W	L	FIRST-ROUND DRAFT SELECTION
2005-06	Andy Stoglin	6th	24	24	-	-	Harvey Thomas, Baylor
2006-07	Andy Stoglin	6th, East	16	34	-	-	Matt Haryasz, Stanford

ASHEVILLE ALTITUDE

		REGULAR SEASON			PLAYOFFS		
SEASON	COACH	FINISH	W	L	W	L	FIRST-ROUND DRAFT SELECTION
2001-02	Joey Meyer	6th	26	30	-	-	Johnny Hemsley, Miami
2002-03	Joey Meyer	6th	23	27	-	-	Andre Woolridge, Iowa
2003-04	Joey Meyer	1st	28	18	2	0	Lavor Postell, St. John's
2004-05	Joey meyer	3rd	27	21	2	0	Kirk Penny, Wisconsin

AUSTIN TOROS

		REGULAR SEASON			PLAYOFFS		
SEASON	COACH	FINISH	W	L	W	L	FIRST-ROUND DRAFT SELECTION
2005-06	Dennis Johnson	6th	24	24	-	-	Jamar Smith, Maryland
2006-07	Dennis Johnson/ Dale Osbourne	5th, East	21	29	-	-	Darius Washington, Memphis
2007-08	Quin Snyder	1st, Southwest	30	20	2	2	Kevin Pittsnogle, West Virginia
2008-09	Quin Snyder	2nd, Southwest	32	18	1	1	Robert McKiver, Houston
2009-10	Quin Snyder	2nd, West	32	18	3	3	Alonzo Gee, Alabama

BAKERSFIELD JAM

		REGULAR SEASON			PLAYOFFS		
SEASON	COACH	FINISH	W	L	W	L	FIRST-ROUND DRAFT SELECTION
2006-07	Jim Harrick	6th, West	19	31	-	-	Brandon Bowman, Georgetown
2007-08	Jim Harrick/ Sean Rooks/ Scott Roth	5th, West	11	39	-	-	Forfeit
2008-09	Scott Roth	3rd, West	26	24	0	1	Derrick Byars, Vanderbilt
2009-10	Will Voigt	8th, West	17	33	-	-	Amara Sy, France

COLORADO 14ERS

		REGULAR SEASON			PLAYOFFS		
SEASON	COACH	FINISH	W	L	W	L	FIRST-ROUND DRAFT SELECTION
2006-07	Joe Wolf	2nd, West	28	22	2	1	Michael Harris, Rice
2007-08	Joe Wolf	2nd, Southwest	29	21	0	1	Eddie Gill, Weber State
2008-09	Bob MacKinnon	1st, Southwest	34	16	4	0	James Mays, Clemson

COLUMBUS RIVERDRAGONS

		REGULAR SEASON			PLAYOFFS		
SEASON	COACH	FINISH	W	L	W	L	FIRST-ROUND DRAFT SELECTION
2001-02	Jeff Malone	2nd	31	25	1	2	Gabe Muoneke, Texas
2002-03	Jeff Malone	5th	23	27	-	-	Derek Strong, Xavier
2003-04	Jeff Malone	2nd	27	19	-	-	Terence Morris, Maryland
2004-05	Jeff Malone	1st	30	18	1	1	Ricky Minard, Moorehead State

DAKOTA WIZARDS

		REGULAR SEASON			PLAYOFFS		
SEASON	COACH	FINISH	W	L	W	L	FIRST-ROUND DRAFT SELECTION
2006-07	Dave Joerger	1st, East	33	17	2	0	Justin Williams, Wyoming
2007-08	Duane Ticknor	1st, Central	29	21	0	1	Carlos Powell, South Carolina
2008-09	Duane Ticknor	3rd, Central	27	23	1	1	Marcus Hubbard, Angelo State
2009-10	Rory White	3rd, East	29	21	1	2	Curtis Withers, UNC Charlotte

ERIE BAYHAWKS

		REGULAR SEASON			PLAYOFFS		
SEASON	COACH	FINISH	W	L	W	L	FIRST-ROUND DRAFT SELECTION
2008-09	John Treloar	2nd, Central	27	23	0	1	Erik Daniels, Kentucky
2009-10	John Treloar	6th, East	21	29	-	-	Donell Taylor, Alabama-Birmingham

FAYETTEVILLE PATRIOTS

		REGULAR SEASON			PLAYOFFS		
SEASON	COACH	FINISH	W	L	W	L	FIRST-ROUND DRAFT SELECTION
2001-02	Nate Archibald/ Jeff Capel	7th	21	35	-	-	Chris Anderson, Blinn CC
2002-03	Jeff Capel	1st	32	18	3	2	Devin Brown, UTSA
2003-04	Jeff Capel	4th	21	25	0	1	Jason Collier, Georgia Tech
2004-05	Mike Brown	5th	17	31	-	-	Ruben Boumptje-Boumptje, Georgetown
2005-06	Mike Brown	8th	16	32	-	-	Nigel Dixon, Western Kentucky

FLORIDA FLAME

		REGULAR SEASON			PLAYOFFS		
SEASON	COACH	FINISH	W	L	W	L	FIRST-ROUND DRAFT SELECTION
2004-05	Dennis Johnson	6th	17	31	-	-	Kirk Haston, Indiana
2005-06	Jeff Malone	3rd	25	23	0	1	Andre Barrett, Seton Hall

FORT WAYNE MAD ANTS

		REGULAR SEASON			PLAYOFFS		
SEASON	COACH	FINISH	W	L	W	L	FIRST-ROUND DRAFT SELECTION
2007-08	Kent Davison/ Jaren Jackson	4th, Central	17	33	-	-	Larry Turner, Tennessee State
2008-09	Jaren Jackson	5th, Central	19	31	-	-	Coleman Collins, Virginia Tech
2009-10	Joey Meyer	5th, East	22	28	-	-	Alade Aminu, Georgia Tech

FORT WORTH FLYERS

		REGULAR SEASON			PLAYOFFS		
SEASON	COACH	FINISH	W	L	W	L	FIRST-ROUND DRAFT SELECTION
2005-06	Sam Vincent	1st	28	20	1	1	Ime Udoka, Portland State
2006-07	Sidney Moncrief	3rd, East	29	21	0	1	Kevin Burleson, Minnesota

GREENVILLE GROOVE

		REGULAR SEASON			PLAYOFFS		
SEASON	COACH	FINISH	W	L	W	L	FIRST-ROUND DRAFT SELECTION
2001-02	Milton Barnes	2nd	36	20	4	1	Rahim Lockhart, Mississippi
2002-03	Tree Rollins	7th	22	28	-	-	Kevin Lyde, Temple

HUNTSVILLE FLIGHT

		REGULAR SEASON			PLAYOFFS		
SEASON	COACH	FINISH	W	L	W	L	FIRST-ROUND DRAFT SELECTION
2001-02	Bob Thornton	5th	26	30	-	-	Terrance Roberson, Fresno State
2002-03	Ralph Lewis	7th	22	28	-	-	Bakari Hendrix, Gonzaga
2003-04	Ralph Lewis	3rd	24	22	1	1	Ken Johnson, Ohio State
2004-05	Ralph Lewis	2nd	27	21	0	1	Joe Shipp, California

IDAHO STAMPEDE

		REGULAR SEASON			PLAYOFFS		
SEASON	COACH	FINISH	W	L	W	L	FIRST-ROUND DRAFT SELECTION
2006-07	Bryan Gates	1st, West	33	17	0	1	Peter John Ramos, Colegio Bautista de Cuaguas HS
2007-08	Bryan Gates	1st, West	36	14	3	1	Jamaal Tatum, Southern Illinois
2008-09	Bryan Gates	2nd, West	31	19	0	1	Jermareo Davidson, Alabama
2009-10	Bob MacKinnon	6th, West	25	25	-	-	Sundiata Gaines, Georgia

IOWA ENERGY

		REGULAR SEASON			PLAYOFFS		
SEASON	COACH	FINISH	W	L	W	L	FIRST-ROUND DRAFT SELECTION
2007-08	Nick Nurse	3rd, Central	22	28	-	-	Dwayne Mitchell, Louisana Lafayette
2008-09	Nick Nurse	1st, Central	28	22	0	1	Cartier Martin, Kansas State
2009-10	Nick Nurse	1st, East	37	13	3	3	Rashad Anderson, Connecticut

LOS ANGELES D-FENDERS

		REGULAR SEASON			PLAYOFFS		
SEASON	COACH	FINISH	W	L	W	L	FIRST-ROUND DRAFT SELECTION
2006-07	Dan Panaggio	4th, West	23	27	-	-	Devin Green, Hampton
2007-08	Dan Panaggio	2nd, West	32	18	1	1	Jelani McCoy, UCLA
2008-09	Dan Panaggio	5th, West	19	31	-	-	Jasper Johnson, Delta State
2009-10	Chucky Brown	9th, West	16	34	-	-	Deron Washington, Virginia Tech

MAINE RED CLAWS

		REGULAR SEASON			PLAYOFFS		
SEASON	COACH	FINISH	W	L	W	L	FIRST-ROUND DRAFT SELECTION
2009-10	Austin Ainge	4th, East	27	23	-	-	Paul Harris, Syracuse

MOBILE REVELERS

SEASON	COACH	REGULAR SEASON FINISH	W	L	PLAYOFFS W	L	FIRST-ROUND DRAFT SELECTION
2001-02	Sam Vincent	4th	30	26	1	2	Rashad Phillips, Detroit Mercy
2002-03	Sam Vincent	4th	26	24	2	1	Bobby Simmons, DePaul

NORTH CHARLESTON LOWGATORS

SEASON	COACH	REGULAR SEASON FINISH	W	L	PLAYOFFS W	L	FIRST-ROUND DRAFT SELECTION
2001-02	Alex English	1st	36	20	2	3	Neil Edwards, York College
2002-03	Doug Marty	3rd	26	34	0	2	Corey Benjamin, Oregon State
2003-04	Doug Marty	2nd	27	19	0	1	Roland Roberts, Southern Illinois

RENO BIGHORNS

SEASON	COACH	REGULAR SEASON FINISH	W	L	PLAYOFFS W	L	FIRST-ROUND DRAFT SELECTION
2008-09	Jay Humphries	3rd, West	25	25	-	-	Antonio Meeking, Louisiana Tech
2009-10	Jay Humphries	3rd, West	28	22	1	2	Desmon Farmer, USC

RIO GRANDE VALLEY VIPERS

SEASON	COACH	REGULAR SEASON FINISH	W	L	PLAYOFFS W	L	FIRST-ROUND DRAFT SELECTION
2007-08	Bob Hoffman/ Brian Walsh	5th, Southwest	21	29	-	-	C.J. Watson, Tennessee
2008-09	Clay Moser	4th, Southwest	21	29	-	-	Smush Parker, Fordham
2009-10	Chris Finch	1st, West	34	16	6	2	Antonio Anderson, Memphis

ROANOKE DAZZLE

SEASON	COACH	REGULAR SEASON FINISH	W	L	PLAYOFFS W	L	FIRST-ROUND DRAFT SELECTION
2001-02	Kent Davison	8th	18	38	-	-	Artie Griffinm, Alabama
2002-03	Kent Davison	2nd	26	24	0	2	Mikki Moore Nebraska
2003-04	Kent Davison	5th	20	26	-	-	Josh Asselin, Michigan
2004-05	Kent Davison	4th	26	22	0	1	Corey Alexander, Virginia
2005-06	Kent Davison	3rd	25	23	0	1	Will Bynum, Georgia Tech

SIOUX FALLS SKYFORCE

SEASON	COACH	REGULAR SEASON FINISH	W	L	PLAYOFFS W	L	FIRST-ROUND DRAFT SELECTION
2006-07	Dave Joerger	2nd, East	30	20	1	1	Denham Brown, Connecticut
2007-08	Nate Tibbets	2nd, Central	28	22	1	1	Nik Caner-Medley, Maryland
2008-09	Nate Tibbets	4th, Central	25	25	-	-	Gary Forbes, Massachusetts
2009-10	Tony Fritz	2nd, East	32	18	1	2	Raymond Sykes, Clemson

SPRINGFIELD ARMOR

SEASON	COACH	REGULAR SEASON FINISH	W	L	PLAYOFFS W	L	FIRST-ROUND DRAFT SELECTION
2009-10	Dee Brown	7th, East	7	43	-	-	JamesOn Curry, Oklahoma State

TULSA 66ERS

SEASON	COACH	REGULAR SEASON FINISH	W	L	PLAYOFFS W	L	FIRST-ROUND DRAFT SELECTION
2005-06	Joey Meyer	4th	24	24	-	-	Bernard King, Texas A&M
2006-07	Joey Meyer	4th, East	21	29	-	-	Denham Brown, Connecticut
2007-08	Joey Meyer	3rd, Southwest	26	24	-	-	Glen McGowan, Pepperdine
2008-09	Paul Woolpert	5th, Southwest	15	35	-	-	Chris Richard, Florida
2009-10	Nate Tibbets	5th, West	27	23	4	4	Latavious Williams, Christian Life Academy

UTAH FLASH

SEASON	COACH	REGULAR SEASON FINISH	W	L	PLAYOFFS W	L	FIRST-ROUND DRAFT SELECTION
2007-08	Brad Jones	3rd, West	24	26	0	0	Kevin Kruger, UNLV
2008-09	Brad Jones	1st, West	32	18	2	2	Denham Brown, Connecticut
2009-10	Brad Jones	4th, West	28	22	1	2	Garret Siler, August State

DRAFT

2008

ROUND 1

PICK	TEAM	SELECTION
1	Tulsa	Chris Richard
2	Colorado	James Mays
3	Idaho	Jermareo Davidson
4	Sioux Falls	Gary Forbes
5	Bakersfield	Derrick Byars
6	Fort Wayne	Coleman Collins
7	Erie	Erik Daniels
8	Anaheim	Tierre Brown
9	Utah	Denham Brown
10	Reno	Antonio Meeking
11	Dakota	Marcus Hubbard
12	Rio Grande Valley	Smush Parker
13	Los Angeles	Jasper Johnson
14	Albuquerque	David Noel
15	Iowa	Cartier Martin
16	Austin	Robert McKiver

ROUND 2

PICK	TEAM	SELECTION
1	Austin	Mohamed Abukar
2	Iowa	Larry Ayuso
3	Albuquerque	David Monds
4	Los Angeles	Keith Butler
5	Rio Grande Valley	Delonte Holland
6	Dakota	Aaron Spears
7	Reno	Russell Robinson
8	Utah	Gavin Grant
9	Anaheim	James White
10	Erie	Taj McCullough
11	Fort Wayne	Toree Morris
12	Bakersfield	Terrance Thomas
13	Sioux Falls	Ty Morrison
14	Idaho	Ernest Scott
15	Colorado	Trey Gilder
16	Tulsa	Moses Ehambe

ROUND 3

PICK	TEAM	SELECTION
1	Tulsa	Yemi Ogynoye
2	Colorado	Marlon Parmer
3	Idaho	Anthony Coleman
4	Sioux Falls	Elgrace Wilborn
5	Bakersfield	Terrance Gamble
6	Fort Wayne	Shawn Hawkins
7	Erie	Vernon Hamilton
8	Anaheim	Roy Bright
9	Utah	Bennet Davis
10	Reno	Sung-Yun Bang
11	Dakota	Tony Murphy
12	Rio Grande Valley	Kurt Looby
13	Los Angeles	Dominique Scales
14	Albuquerque	Waki Williams
15	Iowa	Othyus Jeffers
16	Austin	Ezra Williams

ROUND 4

PICK	TEAM	SELECTION
1	Austin	Kris Collins
2	Iowa	Marcel Jones
3	Albuquerque	Pierre Darden
4	Los Angeles	Curtis Terry
5	Rio Grande Valley	Alpha Bangura
6	Dakota	Jawann McClellan
7	Reno	Marcus Sloan
8	Utah	Carlos Wheeler
9	Anaheim	Tony Key
10	Erie	Oliver Lafayette
11	Fort Wayne	Ryan Bright
12	Bakersfield	Jovan Harris
13	Sioux Falls	Gary Ervin
14	Idaho	Antoine Jordan
15	Colorado	Dominique Coleman
16	Tulsa	Adam Liberty

ROUND 5

PICK	TEAM	SELECTION
1	Tulsa	Mikheil Berishvilli
2	Colorado	John Gilchrist
3	Idaho	Mildon Ambres
4	Sioux Falls	Demario Williams
5	Bakersfield	David Berghoefer
6	Fort Wayne	Brian Morrison
7	Erie	Quentin Day
8	Anaheim	Kirk Walters
9	Utah	Calvin Brown
10	Reno	Charlie Parker
11	Dakota	Brad Stricker
12	Rio Grande Valley	Thomas Sanders
13	Los Angeles	Jamaal Brown
14	Albuquerque	Eddie Robinson
15	Iowa	Marvin Phillips
16	Austin	Michael Sturns

ROUND 6

PICK	TEAM	SELECTION
1	Austin	Isiah Fox
2	Iowa	K.J. Garland
3	Albuquerque	Steve Allen
4	Los Angeles	Terence Whiters
5	Rio Grande Valley	Boomer Herndon
6	Dakota	Tim Drisdom
7	Reno	Gary Hill-Thomas
8	Utah	John Barber
9	Anaheim	Theo Little
10	Erie	Teejay Anderson
11	Fort Wayne	Jerod Adler
12	Bakersfield	Michael Hart
13	Sioux Falls	Keith Brumbaugh
14	Idaho	Lanny Smith
15	Colorado	Julius Page
16	Tulsa	KeJuan Johnson

ROUND 7

PICK	TEAM	SELECTION
1	Tulsa	Donnie Beecham
2	Colorado	Daivd Godbold
3	Idaho	Casey cook
4	Sioux Falls	Brock Gillespie
5	Bakersfield	Joseph Britto
6	Fort Wayne	Derrick Allen
7	Erie	Raheem Moss
8	Anaheim	Alex Ugrinoski
9	Utah	Torrington Cox
10	Reno	Alex Bausley
11	Dakota	Darius Mattear
12	Rio Grande Valley	Jeffrey Day
13	Los Angeles	Kenny Barnes
14	Albuquerque	Kris Clack
15	Iowa	Chris Rodgers
16	Austin	Andrew Francis

ROUND 8

PICK	TEAM	SELECTION
1	Austin	Jamar Thorpe
2	Iowa	Marcus Doss
3	Albuquerque	Lorenzo Davis
4	Los Angeles	Brandon Worthy
5	Rio Grande Valley	Lance Perique
6	Dakota	Tim Blackwell
7	Reno	Dave Noel
8	Utah	Eddie Ard
9	Anaheim	Bryce Sheldon
10	Erie	Wesley Fluellen
11	Fort Wayne	Reggie Nelson
12	Bakersfield	DeJuan Plair
13	Sioux Falls	Michael Adams
14	Idaho	Rashad West
15	Colorado	Eric Parker
16	Tulsa	Derrick Dial

ROUND 9

PICK	TEAM	SELECTION
1	Tulsa	Dock Wrice
2	Colorado	Tony Champion
3	Idaho	L.P. Levros
4	Sioux Falls	Keith Benjamin
5	Bakersfield	Demarcus Hall
6	Fort Wayne	Isaiah Kottke
7	Erie	Cliff Clinkscales
8	Anaheim	Ronald Allen
9	Utah	Casey Love

10	Reno	Marcus Heard
11	Dakota	Michard Peeples
12	Rio Grande Valley	Keoni Watson
13	Los Angeles	Seth Robinson
14	Albuquerque	Michael Strawberry
15	Iowa	Brian Evans
16	Austin	Marshall Brown

ROUND 10

PICK	TEAM	SELECTION
1	Austin	O'Neal Mims
2	Iowa	Jermaine Greene
3	Albuquerque	Fred Gibson
4	Los Angeles	John White
5	Rio Grande Valley	J.R. Harrison
6	Dakota	Carlos English
7	Reno	John Millsap
8	Utah	Marcus Malone
9	Anaheim	Chet Mason
10	Erie	Xavier Whipple
11	Fort Wayne	Sean Sonderleiter
12	Bakersfield	Ashanti Cook
13	Sioux Falls	Greg Plummer
14	Idaho	Ryan Schmidt
15	Colorado	Shaun Davis
16	Tulsa	Ambres Sandoval

2007

ROUND 1

PICK	TEAM	SELECTION
1	Colorado	Eddie Gill
2	Dakota	Carlos Powell
3	Albuquerque	Darvin Ham
4	Idaho	Jamaal Tatum
5	Rio Grande Valley	C.J. Watson
6	Sioux Falls	Nik Caner-Medley
7	Fort Wayne	Larry Turner
8	Los Angeles	Jelani McCoy
9	Anaheim	Kedrick Brown
10	Utah	Kevin Kruger
11	Tulsa	Glen McGowan
12	Austin	Kevin Pittsnogle
13	Bakersfield	Forfeit
14	Iowa	Dwayne Mitchell

ROUND 2

PICK	TEAM	SELECTION
1	Iowa	Jasha Bluntt
2	Bakersfield	Jamison Brewer
3	Austin	Carldell Johnson
4	Tulsa	Adam Harrington
5	Utah	Michael Cuffee
6	Anaheim	Ivan Johnson
7	Los Angeles	Robert Whaley
8	Fort Wayne	Lukasz Obrzut
9	Sioux Falls	Carl Elliott
10	Rio Grande Valley	Quin Humphrey
11	Idaho	Brent Petway
12	Albuquerque	Daniel Horton
13	Dakota	David Palmer
14	Colorado	Kelly Whitney

ROUND 3

PICK	TEAM	SELECTION
1	Colorado	Julian Sensley
2	Dakota	Kibwe Trim
3	Albuquerque	James Smith
4	Idaho	Ricky Woods
5	Rio Grande Valley	John Davis
6	Sioux Falls	Jason Klotz
7	Fort Wayne	Cory Minnifield
8	Los Angeles	Marcus White
9	Anaheim	Anthony Harris
10	Utah	Aleksandar Ugrinoski
11	Tulsa	Dwight Brewington
12	Austin	Melvin Council
13	Bakersfield	James Peters
14	Iowa	Nick Lewis

ROUND 4

PICK	TEAM	SELECTION
1	Iowa	Rob Summers
2	Bakersfield	Brian Wethers
3	Austin	Levi Stukes
4	Tulsa	DeAndre Rice
5	Utah	Lamar Rice
6	Anaheim	Derrick Franklin
7	Los Angeles	Abdoulaye N'Daiye
8	Fort Wayne	Shagari Alleyne
9	Sioux Falls	Evan Burns
10	Rio Grande Valley	Rob Griffin
11	Idaho	Marcus Campbell
12	Albuquerque	Tiras Wade
13	Dakota	Blake Ahearn
14	Colorado	Brandon Dean

ROUND 5

PICK	TEAM	SELECTION
1	Colorado	Damien Lolar
2	Dakota	Aristide Sawodago
3	Albuquerque	Ejike Ugboaja
4	Idaho	Martin Samarco
5	Rio Grande Valley	Jason Clark
6	Sioux Falls	J.C. Mathis
7	Fort Wayne	Julius Ashby
8	Los Angeles	Cecil Brown
9	Anaheim	Tyrone Anderson
10	Utah	Ismali Muhammad
11	Tulsa	Keith Closs
12	Austin	Ashanti Cook
13	Bakersfield	Donell Williams
14	Iowa	Alfred Neale

ROUND 6

PICK	TEAM	SELECTION
1	Iowa	Fabrico Vay
2	Bakersfield	Jason Harris
3	Austin	Brad Stricker
4	Tulsa	Michael Peeples
5	Utah	Trayvon Lathan
6	Anaheim	B.J. Walker
7	Los Angeles	Darren Cooper
8	Fort Wayne	Frank Richards
9	Sioux Falls	Ronald Allen
10	Rio Grande Valley	Jesse Smith
11	Idaho	Jason Ellis
12	Albuquerque	Ali Berdiel
13	Dakota	Armein Kirkland
14	Colorado	Tyronne Beale

ROUND 7

PICK	TEAM	SELECTION
1	Colorado	Marcus Saunders
2	Dakota	William Frisby
3	Albuquerque	Josh Gross
4	Idaho	Dwuan Rice
5	Rio Grande Valley	Royce Parran
6	Sioux Falls	Milone Clark
7	Fort Wayne	Ron Howard
8	Los Angeles	Martane Freeman
9	Anaheim	Clarence Sanders
10	Utah	Andre Ingram
11	Tulsa	Rashid Byrd
12	Austin	Daryl Dorsey

13	Bakersfield	O'Neal Mims
14	Iowa	Mike Efevberha

ROUND 8

PICK	TEAM	SELECTION
1	Iowa	James Beasley
2	Bakersfield	Richard Andrews
3	Austin	Joseph Works
4	Tulsa	Abe Badmus
5	Utah	Dwayne Shackleford
6	Anaheim	Marquis Webb
7	Los Angeles	Forrest Fisher
8	Fort Wayne	Nate Gerwig
9	Sioux Falls	Michael Joiner
10	Rio Grande Valley	Craig Winder
11	Idaho	Tim Jennings
12	Albuquerque	Michael Adams
13	Dakota	Donta Richardson
14	Colorado	Lou White

ROUND 9

PICK	TEAM	SELECTION
1	Colorado	Chad Bell
2	Dakota	Perrin Johnson
3	Albuquerque	Ramon Dyer
4	Idaho	Marlon London
5	Rio Grande Valley	Derrick Allen
6	Sioux Falls	Sammy Monroe
7	Fort Wayne	Anthony Kyle
8	Los Angeles	Ivan Jenkins
9	Anaheim	Lorenzo Williams
10	Utah	Gary Hill-Thomas
11	Tulsa	Schea Cotton
12	Austin	Tim Busch
13	Bakersfield	Lamar Gayle
14	Iowa	Ian Young

ROUND 10

PICK	TEAM	SELECTION
1	Iowa	Larry House
2	Bakersfield	George Williams
3	Austin	Ronald Blackshear
4	Tulsa	Dwight Jones
5	Utah	Tyree Jones
6	Anaheim	Bruce Brown
7	Los Angeles	Damond Williams
8	Fort Wayne	Casey Love
9	Sioux Falls	Fred Robinson
10	Rio Grande Valley	John Bunch

2006

ROUND 1

PICK	TEAM	SELECTION
1	Anaheim	Corsley Edwards
2	Sioux Falls	Andre Brown
3	Colorado	Michael Harris
4	Fort Worth	Kevin Burleson
5	Dakota	Justin Williams
6	Arkansas	Matt Haryasz
7	Los Angeles	Devin Green
8	Tulsa	Denham Brown
9	Idaho	Peter John Ramos
10	Austin	Darius Washington, Jr.
11	Bakersfield	Brandon Bowman
12	Albuquerque	Troy Bell

ROUND 2

PICK	TEAM	SELECTION
1	Albuquerque	Jamaal Thomas
2	Bakersfield	Tony Bobbitt
3	Austin	BJ Elder
4	Idaho	Eddie Robinson
5	Tulsa	Nate Williams
6	Los Angeles	Aloysius Anagonye
7	Arkansas	Badou Gaye
8	Dakota	Quemont Greer
9	Fort Worth	Jeremy Richardson
10	Colorado	Von Wafer
11	Sioux Falls	DeSean Hadley
12	Anaheim	Andre Owens

ROUND 3

PICK	TEAM	SELECTION
1	Anaheim	Tyler Smith
2	Sioux Falls	Frank Williams
3	Colorado	Pooh Jeter
4	Fort Worth	David Logan
5	Dakota	Brandon Armstrong
6	Arkansas	Jason Smith
7	Los Angeles	Akin Akingbala
8	Tulsa	Mike Hall
9	Idaho	Dexter Lyons
10	Austin	Brock Gillespie
11	Bakersfield	Yuta Tabuse
12	Albuquerque	Eddy Fobbs

ROUND 4

PICK	TEAM	SELECTION
1	Albuquerque	Manual Navaraez
2	Bakersfield	Anthony Coleman
3	Austin	Walt Waters
4	Idaho	Jeff Graves
5	Tulsa	Mike Benton
6	Los Angeles	Travis Garrison
7	Arkansas	Ricky Shields
8	Dakota	Renaldo Major
9	Fort Worth	Trent Strickland
10	Colorado	Julian Sensley
11	Sioux Falls	Jeff Varem
12	Anaheim	Greg Clausen

ROUND 5

PICK	TEAM	SELECTION
1	Anaheim	Carl Edwards
2	Sioux Falls	Chris Rodgers
3	Colorado	Bakari Hendrix
4	Fort Worth	Anderson Ferreira
5	Dakota	Dontell Jefferson
6	Arkansas	GJ Macon
7	Los Angeles	Nate Johnson
8	Tulsa	JJ Sullinger
9	Idaho	Clifton Lee
10	Austin	Justin Bowen
11	Bakersfield	Tim Parham
12	Albuquerque	Brandon Robinson

ROUND 6

PICK	TEAM	SELECTION
1	Albuquerque	Steve Barber
2	Bakersfield	Brian Collins
3	Austin	Rod Benson
4	Idaho	Ronell Taylor
5	Tulsa	Jean Felix
6	Los Angeles	Elton NEsbitt
7	Arkansas	Ali Berdiel
8	Dakota	Jameel Pugh
9	Fort Worth	Gary Hamilton
10	Colorado	Terrance Crawford
11	Sioux Falls	Antwayne Robinson
12	Anaheim	Daryl Dorsey

ROUND 7

PICK	TEAM	SELECTION
1	Anaheim	Josh Murray
2	Sioux Falls	Luke Whitehead
3	Colorado	Sean Banks
4	Fort Worth	Anthony McHenry
5	Dakota	Kevin Lyde
6	Arkansas	Ryan Forehan-Kelly
7	Los Angeles	Wayne Arnold
8	Tulsa	Keith Triplett
9	Idaho	JT Williams
10	Austin	Tedric Hill
11	Bakersfield	Mike Dean
12	Albuquerque	Chris Shumante

ROUND 8

PICK	TEAM	SELECTION
1	Albuquerque	Isma'il Muhammed
2	Bakersfield	Carlos Cedeno
3	Austin	Dustin Brown
4	Idaho	Sam Douglas
5	Tulsa	Chris Ellis
6	Los Angeles	Julius Lamptey
7	Arkansas	Jonathan moore
8	Dakota	George Williams
9	Fort Worth	Jebril Hodges
10	Colorado	Sheldon Pace
11	Sioux Falls	Joseph Works
12	Anaheim	Milone Clark

ROUND 9

PICK	TEAM	SELECTION
1	Anaheim	Mo Charlo
2	Sioux Falls	Jitim Young
3	Colorado	Rodney Billups
4	Fort Worth	Eric Watson
5	Dakota	Tashaan Forehan-Kelly
6	Arkansas	Chad Bell
7	Los Angeles	Jamar McKnight
8	Tulsa	Frans Steyn
9	Idaho	Duke Freeman-McKamey
10	Austin	Ty Thomas
11	Bakersfield	Jeff Simpson
12	Albuquerque	Mosem Marbury

ROUND 10

PICK	TEAM	SELECTION
1	Albuquerque	Jason McCoy
2	Bakersfield	Antonio Griffin
3	Austin	Melvin Scott
4	Idaho	Mike Efevberha
5	Tulsa	Tony Gipson
6	Los Angeles	Andre Joseph
7	Arkansas	Sakee Wadood
8	Dakota	Jason Fontenet
9	Fort Worth	Armien Kirkland
10	Colorado	Eric Osmundson
11	Sioux Falls	Jemeil Rich
12	Anaheim	Shawnson Johnson

2005

ROUND 1

PICK	TEAM	SELECTION
1	Florida	Andre Barrett
2	Fayetteville	Nigel Dixon
3	Fort Worth	Ime Udoka
4	Arkansas	Harvey Thomas
5	Roanoke	Will Bynum
6	Albuquerque	Chuck Hayes
7	Tulsa	Bernard King
8	Austin	Jamar Smith

ROUND 2

PICK	TEAM	SELECTION
1	Florida	Ricky Shields
2	Fayetteville	Erik Daniels
3	Fort Worth	Luke Schenscher
4	Arkansas	James Lang
5	Roanoke	Jeremy McNeil
6	Albuquerque	Marcus Taylor
7	Tulsa	Moustafa Al-Sayaad
8	Austin	Ezra Williams

ROUND 3

PICK	TEAM	SELECTION
1	Florida	Kyle Bailey
2	Fayetteville	Norm Richardson
3	Fort Worth	Vonteego Cummings
4	Arkansas	Myron Allen
5	Roanoke	Andreas Glyniadakis
6	Albuquerque	Ken Johnson
7	Tulsa	Desmon Farmer
8	Austin	Jeff Hagen

ROUND 4

PICK	TEAM	SELECTION
1	Florida	Jonathan Moore
2	Fayetteville	Robb Dryden
3	Fort Worth	Deji Akindele
4	Arkansas	Adam Sonn
5	Roanoke	Anthony Grundy
6	Albuquerque	T.J. Cummings
7	Tulsa	Otis George
8	Austin	Ryan Forehan-Kelly

ROUND 5

PICK	TEAM	SELECTION
1	Florida	George Leach
2	Fayetteville	Mark Karcher
3	Fort Worth	Brandon Robinson
4	Arkansas	Ed McCants
5	Roanoke	Nick Billings
6	Albuquerque	Cory Hightower
7	Tulsa	Seamus Boxley
8	Austin	Neil Fingleton

ROUND 6

PICK	TEAM	SELECTION
1	Florida	E.J. Rowland
2	Fayetteville	Darnell Miller
3	Fort Worth	Alejandro Carmona
4	Arkansas	Chris Shumante
5	Roanoke	Nate Daniels
6	Albuquerque	Chet Mason
7	Tulsa	Will Conroy
8	Austin	Marcus Moore

ROUND 7

PICK	TEAM	SELECTION
1	Florida	Romel Beck
2	Fayetteville	Roderick Riley
3	Fort Worth	Daryl Dorsey
4	Arkansas	Jamario Moon
5	Roanoke	Danny Miller
6	Albuquerque	Josh Moore
7	Tulsa	Jerry Dupree
8	Austin	Ben Adams

ROUND 8

PICK	TEAM	SELECTION
1	Florida	Anwar Ferguson
2	Fayetteville	Anthony Coleman
3	Fort Worth	Charles Hanks
4	Arkansas	Brandon Freeman

5	Roanoke	Jermaine Bell
6	Albuquerque	Kevin Frey
7	Tulsa	Cezary Trybanski
8	Austin	Ry Young

ROUND 9

PICK	TEAM	SELECTION
1	Florida	Josh Gross
2	Fayetteville	Steven Barber
3	Fort Worth	Paul Pardue
4	Arkansas	Jitim Young
5	Roanoke	Drew Woods
6	Albuquerque	Yuta Tabuse
7	Tulsa	Paul Marigney
8	Austin	Corey Williams

ROUND 10

PICK	TEAM	SELECTION
1	Florida	Torrian Jones
2	Fayetteville	Carlos Hurt
3	Fort Worth	Anthony Wilkins
4	Arkansas	Leonard Moseley
5	Roanoke	Malik Moore
6	Albuquerque	Greg Jefferson
7	Tulsa	Rasheim Wright
8	Austin	Anthony Lever-Pedroza

2004

ROUND 1

PICK	TEAM	SELECTION
1	Columbus	Ricky Minard
2	Roanoke	Corey Alexander
3	Fayetteville	Ruben Boumptje-Boumptje
4	Huntsville	Joe Shipp
5	Florida	Kirk Haston
6	Asheville	Krik Penney

ROUND 2

PICK	TEAM	SELECTION
1	Columbus	Jason Lawson
2	Roanoke	James Thomas
3	Fayetteville	Jon Smith
4	Huntsville	Austin Nicholls
5	Florida	DeAngelo Collins
6	Asheville	Ron Slay

ROUND 3

PICK	TEAM	SELECTION
1	Columbus	Seth Doliboa
2	Roanoke	Isiah Victor
3	Fayetteville	Romauld Augustin
4	Huntsville	Mengke Bateer
5	Florida	Marcus Moore
6	Asheville	Jonathan Oden

ROUND 4

PICK	TEAM	SELECTION
1	Columbus	Kitwana Rhymer
2	Roanoke	Sung-Yoon Bang
3	Fayetteville	Ousmane Cisse
4	Huntsville	Ed Scott
5	Florida	Kendall Dartez
6	Asheville	Timmy Bowers

ROUND 5

PICK	TEAM	SELECTION
1	Columbus	Scott Merritt
2	Roanoke	Josh Sankes
3	Fayetteville	Chris Brooks
4	Huntsville	Bernard King
5	Florida	Alvin Snow
6	Asheville	Tony Kitchings

ROUND 6

PICK	TEAM	SELECTION
1	Columbus	Lawrence Felder
2	Roanoke	Chris Alexander
3	Fayetteville	Greg Davis
4	Huntsville	Randall Orr
5	Florida	John Flippen
6	Asheville	Crhsi Jeffries

ROUND 7

PICK	TEAM	SELECTION
1	Columbus	James Moore
2	Roanoke	Sherman Gay
3	Fayetteville	Sean Flinn
4	Huntsville	Brandon Hawkins
5	Florida	Chris Daniels
6	Asheville	Derrick Davenport

ROUND 8

PICK	TEAM	SELECTION
1	Columbus	Mike Benton
2	Roanoke	Miah Davis
3	Fayetteville	Antwan Jones
4	Huntsville	Charles Gaines
5	Florida	Byron Mouton
6	Asheville	Nate Burton

ROUND 9

PICK	TEAM	SELECTION
1	Columbus	Aubrey Reese
2	Roanoke	Mark Davis
3	Fayetteville	Brandon Bender
4	Huntsville	Darell Tucker
5	Florida	Tim Washington
6	Asheville	Tony Dobbins

ROUND 10

PICK	TEAM	SELECTION
1	Columbus	Luke Minor
2	Roanoke	Terrance Hill
3	Fayetteville	Quannas White
4	Huntsville	Tarise Bryson
5	Florida	Kevin Braswell
6	Asheville	Jay Joseph

2003

ROUND 1

PICK	TEAM	SELECTION
1	Huntsville	Ken Johnson
2	Columbus	Terence Morris
3	Asheville	Lavor Postell
4	Roanoke	Josh Asselin
5	Chraleston	Rolan Roberts
6	Fayetteville	Jason Collier

ROUND 2

PICK	TEAM	SELECTION
1	Huntsville	Ronald Dupree
2	Columbus	Courtney James
3	Asheville	Antonio Meeking
4	Roanoke	Chris Christofferson
5	Chraleston	Carl English
6	Fayetteville	Sam Clancy

ROUND 3

PICK	TEAM	SELECTION
1	Huntsville	Erick Barkley
2	Columbus	Kevin Lyde
3	Asheville	Desmon Penigar
4	Roanoke	DeMario Jones

5	Chraleston	Hiram Fuller
6	Fayetteville	Ronald Blackshear

ROUND 4

PICK	TEAM	SELECTION
1	Huntsville	Phil Ricci
2	Columbus	Matt Laur
3	Asheville	Kareem Reid
4	Roanoke	Marque Perry
5	Chraleston	James Smith
6	Fayetteville	Darrell Johns

ROUND 5

PICK	TEAM	SELECTION
1	Huntsville	Rick Apodaca
2	Columbus	Germaine Chase
3	Asheville	Lavoris Jerry
4	Roanoke	Gilson DeJesus
5	Chraleston	Charles Manga
6	Fayetteville	

ROUND 6

PICK	TEAM	SELECTION
1	Huntsville	Mateen Cleaves
2	Columbus	Patrick Doctor
3	Asheville	Jai Pradia
4	Roanoke	Mike Mackell
5	Chraleston	Jarrod Gee
6	Fayetteville	Kent Williams

ROUND 7

PICK	TEAM	SELECTION
1	Huntsville	Uche Okafor
2	Columbus	Derrick Zimmerman
3	Asheville	Jaquay Wallas
4	Roanoke	Mike King
5	Chraleston	Victor Williams
6	Fayetteville	Chudney Gray

ROUND 8

PICK	TEAM	SELECTION
1	Huntsville	Jamario Moon
2	Columbus	Erron Maxey
3	Asheville	Tobe Carberry
4	Roanoke	Kevin Owens
5	Chraleston	Muhammed Lasege
6	Fayetteville	Nick Neumann

ROUND 9

PICK	TEAM	SELECTION
1	Huntsville	Rashid Harwick
2	Columbus	Tahric Gosley
3	Asheville	John Martin
4	Roanoke	Andre Matthews
5	Chraleston	Tony Rutland
6	Fayetteville	Donnell Knight

ROUND 10

PICK	TEAM	SELECTION
1	Huntsville	Duke Freeman-McKamey
2	Columbus	Tai Crutchfield
3	Asheville	David Webber
4	Roanoke	Jonathan Jones
5	Chraleston	Moses Malone, Jr.
6	Fayetteville	Larry Reid

2002

ROUND 1

PICK	TEAM	SELECTION
1	Roanoke	Mikki Moore
2	Fayetteville	Devin Brown
3	Asheville	Andre Wooldridge
4	Huntsville	Bakari Hendrix
5	Mobile	Bobby Simmons
6	Columbus	Derrick Strong
7	North Charleston	Corey Benjamin
8	Greenville	Kevin Lyde

ROUND 2

PICK	TEAM	SELECTION
1	Roanoke	Jamal Robinson
2	Fayetteville	Raymond Dalmau
3	Asheville	Eddie Elisma
4	Huntsville	Jefferson Sobral
5	Mobile	Ernest Brown
6	Columbus	Lonnie JOnes
7	North Charleston	Larry Reid
8	Greenville	Brandon Kurtz

ROUND 3

PICK	TEAM	SELECTION
1	Roanoke	George Williams
2	Fayetteville	Bryan Lucas
3	Asheville	Ron Rollerson
4	Huntsville	Brandon Williams
5	Mobile	Christian Dalmau
6	Columbus	Willie Davis
7	North Charleston	T.J. McKenzie
8	Greenville	Shawn Igo

ROUND 4

PICK	TEAM	SELECTION
1	Roanoke	Geoff Owens
2	Fayetteville	Earl Ike
3	Asheville	Kevin Daley
4	Huntsville	Marcus Fleming
5	Mobile	Joe White
6	Columbus	Greg Clausen
7	North Charleston	Ime Udoka
8	Greenville	Tommy Adams

ROUND 5

PICK	TEAM	SELECTION
1	Roanoke	Derrick Zeigler
2	Fayetteville	Marlon Dumont
3	Asheville	Ryan Carroll
4	Huntsville	Kevin Shand
5	Mobile	Jason Williams
6	Columbus	Marcus Evans
7	North Charleston	David Dixon
8	Greenville	Anthony Lackey

ROUND 6

PICK	TEAM	SELECTION
1	Roanoke	Duke Freeman-McKamey
2	Fayetteville	Marc Mazur
3	Asheville	Wayland White
4	Huntsville	LaVall Jordan
5	Mobile	Markus Carr
6	Columbus	Adam Hall
7	North Charleston	J.R. VanHoose
8	Greenville	Eric Williams

ROUND 7

PICK	TEAM	SELECTION
1	Roanoke	Troy Wiley
2	Fayetteville	Kenny Dye
3	Asheville	Daryan Selvey
4	Huntsville	Rashid Hardwick
5	Mobile	Geno Carlisle
6	Columbus	Kwame James
7	North Charleston	Damone Brown
8	Greenville	Troy Walker

ROUND 8

PICK	TEAM	SELECTION
1	Roanoke	Cypheus Bunton
2	Fayetteville	Kyrem Massey
3	Asheville	Jeff Trepagnier
4	Huntsville	Omar Weaver
5	Mobile	Johnny Philllips
6	Columbus	Jermaine Walker
7	North Charleston	Tobe Carberry
8	Greenville	John Lineham

ROUND 9

PICK	TEAM	SELECTION
1	Roanoke	Jelani Gardner
2	Fayetteville	Alpha Bangura
3	Asheville	Brandon Smith
4	Huntsville	Gyasi Cline-Heard
5	Mobile	Peter Cornell
6	Columbus	Reggie Butler
7	North Charleston	Travis Robinson
8	Greenville	Kashein Latham

ROUND 10

PICK	TEAM	SELECTION
1	Roanoke	Terrance Shannon
2	Fayetteville	Bobby Smith
3	Asheville	Larry Abney
4	Huntsville	Terrance Simmons
5	Mobile	Shea Seals
6	Columbus	David Capers
7	North Charleston	Tierre Brown
8	Greenville	Greg Jones

ROUND 11

PICK	TEAM	SELECTION
1	Roanoke	Mike King
2	Fayetteville	Bayone Taty
3	Asheville	Damian Reid
4	Huntsville	Damon Reed
5	Mobile	Tai Crutchfield
6	Columbus	Lenny Cooke
7	North Charleston	Nate James
8	Greenville	Ned Rolsma

ROUND 12

PICK	TEAM	SELECTION
1	Roanoke	Daymeon Fishback
2	Fayetteville	Kris Hunter
3	Asheville	Lou Kelly
4	Huntsville	Omar Sneed
5	Mobile	Johnny Hemsley
6	Columbus	Dave Korfman
7	North Charleston	Sam Haley
8	Greenville	Donald Hand

ROUND 13

PICK	TEAM	SELECTION
1	Roanoke	Troy Rolle
2	Fayetteville	Fred Williams
3	Asheville	Steven Barber
4	Huntsville	Sean Kennedy
5	Mobile	Jean-Paul Afif
6	Columbus	Aaron Owens
7	North Charleston	Antwan Smith
8	Greenville	Ben Adams

ROUND 14

PICK	TEAM	SELECTION
1	Roanoke	Demetrius Porter
2	Fayetteville	Matt Barnes
3	Asheville	Kenny Brunner
4	Huntsville	Eric Harris
5	Mobile	Teddy Dupay
6	Columbus	Marcus Taylor
7	North Charleston	Yuchiro Morishita
8	Greenville	Lawrence Moten

2001

ROUND 1

PICK	TEAM	SELECTION
1	Fayetteville	Chris Andersen
2	Huntsville	Terrance Roberson
3	Greenville	Rahim Lockhart
4	Columbus	Gabe Muoneke
5	Asheville	Johnny Hemsley
6	North Charleston	Neil Edwards
7	Mobile	Rashad Phillips
8	Roanoke	Artie Griffin

ROUND 2

PICK	TEAM	SELECTION
1	Fayetteville	Darryl Johns
2	Huntsville	Lonnie Harrell
3	Greenville	Ed Daniels
4	Columbus	Kareem Poole
5	Asheville	Jermaine Tate
6	North Charleston	C.J. Black
7	Mobile	Nich Sheppard
8	Roanoke	Marshall Phillips

ROUND 3

PICK	TEAM	SELECTION
1	Fayetteville	Brian Wardle
2	Huntsville	John Jackson
3	Greenville	DeeAndre Hulett
4	Columbus	Stephan Starks
5	Asheville	Sah-a-rah Brown
6	North Charleston	Joe Brown
7	Mobile	Chris Crosby
8	Roanoke	Carl Thomas

ROUND 4

PICK	TEAM	SELECTION
1	Fayetteville	Rasul Salahuddin
2	Huntsville	Jeremy Veal
3	Greenville	Pate Diene
4	Columbus	Harold Arceneaux
5	Asheville	Troy Rolle
6	North Charleston	Chris Bacon
7	Mobile	Eugene Edgerson
8	Roanoke	Keil Zepernick

ROUND 5

PICK	TEAM	SELECTION
1	Fayetteville	Jeff Aubrey
2	Huntsville	Mohamed Niang
3	Greenville	Tony Christie
4	Columbus	Allen Griffin
5	Asheville	Anthony Blakes
6	North Charleston	Tezale Archie
7	Mobile	Steven Hart
8	Roanoke	Cheikh Fall

ROUND 6

PICK	TEAM	SELECTION
1	Fayetteville	Greg Stempin
2	Huntsville	Tyrone Ellis
3	Greenville	Eric Coley
4	Columbus	Johnny Phillips
5	Asheville	Sergio McClain
6	North Charleston	Fred House
7	Mobile	Osiris Ricardo
8	Roanoke	Lee Wilson

ROUND 7

PICK	TEAM	SELECTION
1	Fayetteville	Curtis Haywood
2	Huntsville	Albert Richardson
3	Greenville	Tate Decker
4	Columbus	Nate Johnson
5	Asheville	Lorenzo Johnson
6	North Charleston	Luther Clay
7	Mobile	Brian Jones
8	Roanoke	JaRon Rush

ROUND 8

PICK	TEAM	SELECTION
1	Fayetteville	Joe White
2	Huntsville	Jimmie Hunter
3	Greenville	Mark Karcher
4	Columbus	Deaundra Tanner
5	Asheville	J.B. Reafsnyder
6	North Charleston	Victor Avila
7	Mobile	Alan Barksdale
8	Roanoke	Cornelius Jackson

ROUND 9

PICK	TEAM	SELECTION
1	Fayetteville	Mike King
2	Huntsville	Deng Dawol
3	Greenville	Jeff Myers
4	Columbus	George Reese
5	Asheville	Corey Tarrant
6	North Charleston	Don Carlisle
7	Mobile	Maurice Linton
8	Roanoke	Ceedric Goodwyn

ROUND 10

PICK	TEAM	SELECTION
1	Fayetteville	Tim Kisner
2	Huntsville	Walter Craft
3	Greenville	Kris Bruton
4	Columbus	Daymeon Fishback
5	Asheville	Jaquay Walls
6	North Charleston	Tess Whitlock
7	Mobile	Kenny Gregory
8	Roanoke	Charles Hathaway

ROUND 11

PICK	TEAM	SELECTION
1	Fayetteville	Rodney Morning
2	Huntsville	Cedric McGinnis
3	Greenville	Rob Griffin
4	Columbus	Rineo Vlijter
5	Asheville	Jeff Boese
6	North Charleston	Michael Canady
7	Mobile	Jason Skaer
8	Roanoke	Clayton Sheilds

ROUND 12

PICK	TEAM	SELECTION
1	Fayetteville	Edward Johnson
2	Huntsville	Jeff Brower
3	Greenville	Shenard Long
4	Columbus	Fred Warrick
5	Asheville	Kevin Melson
6	North Charleston	Anthony Jones
7	Mobile	Mike Wilks
8	Roanoke	Terry Sellers

2001 SUPPLEMENTAL DRAFT

ROUND 1

PICK	TEAM	SELECTION
1	Roanoke	Lorenzo Coleman
2	Mobile	Derek Hood
3	North Charleston	Makhtar N'Diaye
4	Asheville	Kedric Johnson
5	Columbus	Tremaine Fowlkes
6	Greenville	Eric Chenowith
7	Huntsville	Kelvin Price
8	Fayettevlile	Kaniel Dickens

ROUND 2

PICK	TEAM	SELECTION
1	Roanoke	Danny Earl
2	Mobile	Isaac Fontaine
3	North Charleston	Chris Robinson
4	Asheville	Paul Grant
5	Columbus	Chris Garner
6	Greenville	Ansu Sesay
7	Huntsville	Shelly Clark
8	Fayettevlile	Bryan Bracey

ROUND 3

PICK	TEAM	SELECTION
1	Roanoke	Ricky moore
2	Mobile	Dwayne Schintzius
3	North Charleston	Galen Young
4	Asheville	Maurice Jeffers
5	Columbus	Stais Boseman
6	Greenville	Brent Wright
7	Huntsville	Passed on Selection
8	Fayettevlile	Passed on Selection

ROUND 4

PICK	TEAM	SELECTION
1	Roanoke	Thomas Hamilton
2	Mobile	Vernon Jennings
3	North Charleston	Paul McPherson
4	Asheville	Jimmy King
5	Columbus	Passed on Selection
6	Greenville	Donnell Hoskins
7	Huntsville	Passed on Selection
8	Fayettevlile	Passed on Selection

ALL-TIME GATORADE CALL-UPS

PLAYERS

All-Time Totals 183 Call-Ups, 113 Players

2009-10 Season 40 Call-Ups, 27 Players

Player	NBA D-League Team	NBA Team
Chris Hunter	Fort Wayne Mad Ants	Golden State Warriors
Anthony Tolliver	Idaho Stampede	Portland Trail Blazers/Golden State Warriors
Mike Harris	Rio Grande Valley	Houston Rockets (twice)/Washington Wizards
Sundiata Gaines	Idaho Stampede	Utah Jazz
Cartier Martin	Iowa Energy	Golden State Warriors/Washington Wizards
Mario West	Maine Red Claws	Atlanta Hawks
JamesOn Curry	Springfield Armor	Los Angeles Clippers
Cedric Jackson	Erie BayHawks	Cleveland Cavaliers/San Antonio Spurs/Washington Wzards
Will Conroy	Rio Grande Valley Vipers	Houston Rockets (twice)
Coby Karl	Idaho Stampede	Golden State Warriors/Denver Nuggets
Chris Richard	Tulsa 66ers	Chicago Bulls (twice)
Garrett Temple	Rio Grande Valley Vipers	Houston Rockets/Sacramento Kings/San Antonio Spurs
Antonio Anderson	Rio Grande Valley Vipers	Oklahoma City Thunder
Reggie Williams	Sioux Falls Skyforce	Golden State Warriors
Othyus Jeffers	Iowa Energy	Utah Jazz
Mustafa Shakur	Tulsa 66ers	Oklahoma City Thunder (twice)
Kenny Hasbrouck	Rio Grande Valley Vipers	Miami Heat
Curtis Jerrells	Austin Toros	San Antonio Spurs
Alade Aminu	Bakersfield Jfam	Miami Heat
Earl Barron	Iowa Energy	New York Knicks
Dwayne Jones	Austin Toros	Phoenix Suns
Rob Kurz	Fort Wayne Mad Ants	Chicago Bulls
Alexander Johnson	Sioux Falls Skyforce	Houston Rockets
Brian Butch	Bakersfield Jam	Denver Nuggets
Greg Stiemsma	Sioux Falls Skyforce	Minnesota Timberwolves
Oliver Lafayette	Fort Wayne Mad Ants	Boston Celtics

2008-09 Season 24 Call-Ups, 20 Players

Player	NBA D-League Team	NBA Team
Blake Ahearn	Dakota Wizards	San Antonio Spurs
Malik Hairston	Austin Toros	San Antonio Spurs
Jermareo Davidson	Idaho Stampede	Golden State Warriors
Courtney Sims	Iowa Energy	Phoenix Suns (twice); New York Knicks
Anthony Tolliver	Iowa Energy	New Orleans Hornets
Cartier Martin	Iowa Energy	Charlotte Bobcats
Trey Johnson	Bakersfield Jam	Cleveland Cavaliers (twice)
Eddie Gill	Colorado 14ers	Milwaukee Bucks
Pops Mensah-Bonsu	Austin Toros	San Antonio Spurs; Toronto Raptors
James White	Anaheim Arsenal	Houston Rockets
Demetris Nichols	Iowa Energy	New York Knicks
Dontell Jefferson	Utah Flash	Charlotte Bobcats
Quincy Douby	Erie BayHawks	Toronto Raptors
Joe Crawford	Los Angeles D-Fenders	New York Knicks
Shaun Livingston	Tulsa 66ers	Oklahoma City Thunder
Marcus Williams	Austin Toros	San Antonio Spurs
Jawad Williams	Rio Grande Valley Vipers	Cleveland Cavaliers
Mouhammed Sene	Albuquerque Thunderbirds	New York Knicks
DeMarcus Nelson	Austin Toros	Chicago Bulls
Chris Hunter	Fort Wayne Mad Ants	New York Knicks

2007-08 Season 29 Call-Ups, 18 Players

Player	NBA D-League Team	NBA Team
Eddie Gill	Colorado	New Jersey/Seattle
Jelani McCoy	Los Angeles	Denver
Luke Jackson	Idaho	Miami
Jeremy Richardson	Fort Wayne	Memphis/San Antonio/Atlanta
Billy Thomas	Colorado	New Jersey/Cleveland(twice)
Marcus Williams	Austin	San Antonio/L.A. Clippers
Keith Langford	Austin	San Antonio
DerMarr Johnson	Austin	San Antonio (twice)
Guillermo Diaz	Anaheim	L.A. Clippers
CJ Watson	Rio Grande Valley	Golden State
Kaniel Dickens	Colorado	Cleveland

Bobby Jones	Sioux Falls	Houston/Miami/San Antonio/Denver
Andre Barrett	Austin	L.A. Clippers
Lance Allred	Idaho	Cleveland
Stephane Lasme	Los Angeles	Miami
Blake Ahearn	Dakota	Miami
Kasib Powell	Sioux Falls	Miami (twice)
Ronald Dupree	Tulsa	Seattle

2006-07 Season **22 Call-Ups, 16 Players**

Player	NBA D-League Team	NBA Team
Kelenna Azubuike	Fort Worth	Golden State
Andre Brown	Sioux Falls	Seattle
Justin Williams	Dakota	Sacramento
Dijon Thompson	Albuquerque	Atlanta
Luke Jackson	Idaho	L.A. Clippers/Toronto
Renaldo Major	Dakota	Atlanta
Jeremy Richardson	Fort Worth	Atlanta
Will Conroy	Tulsa	Memphis
Louis Amundson	Colorado	Utah
Jared Reiner	Sioux Falls	Milwaukee
Von Wafer	Colorado	L.A. Clippers/Denver
Mike Hall	Tulsa	Washington
Luke Schenscher	Fort Worth	Portland
Alan Anderson	Tulsa	Charlotte
Kevinn Pinkney	Bakersfield	Boston
Randy Livingston	Idaho	Seattle

2005-06 Season **18 Call-Ups, 13 Players**

Player	NBA D-League Team	NBA Team
John Lucas	Tulsa	Houston (twice)
Kaniel Dickens	Fayetteville	L.A. Clippers
Chuck Hayes	Albuquerque	Houston
Melvin Sanders	Fayetteville	San Antonio (twice)
Mateen Cleaves	Fayetteville	Seattle
Andre Barrett	Florida	Phoenix/Toronto
James Lang	Arkansas	Atlanta/Toronto
Luke Schenscher	Fort Worth	Seattle/New Orleans
Marcus Fizer	Austin	Golden State
Anthony Grundy	Roanoke	Atlanta
Ime Udoka	Fort Worth	New York
Derrick Zimmerman	Austin	New Jersey

2004-05 Season **11 Call-Ups, 9 Players**

Player	NBA D-League Team	NBA Team
Omar Cook	Fayetteville	Toronto
Damone Brown	Huntsville	Washington
Kirk Peney	Asheville	L.A. Clippers
James Thomas	Roanoke	Portland/Cleveland/Atlanta
Obinna Ekezie	Columbus	Atlanta
Brandin Knight	Asheville	Houston
Smush Parker	Florida	Phoenix
Matt Carroll	Roanoke	Charlotte
Cory Alexander	Roanoke	Charlotte

2003-04 Season **17 Call-Ups, 14 Players**

Player	NBA D-League Team	NBA Team
Mikki Moore	Roanoke	New Jersey/Utah (twicE)
Ronald Dupree	Huntsville	Chicago
Ime Udoka	Charleston	L.A. Lakers
Tierre Brown	Charleston	New Orleans
Mamadou N'Daiye	Asheville	Atlanta (twice)
Desmond Penigar	Asheville	Orlando
Omar Cook	Fayetteville	Portland
Hiram Fuller	Charleston	Atlanta
Matt Carroll	Roanoke	San Antonio
Jason Collier	Fayetteville	Atlanta
Britton Johnsen	Fayetteville	Orlando
Rusty LaRue	Asheville	Golden State
Mateen Cleaves	Huntsville	Cleveland
Ernest Brown	Fayetteville	Boston

2002-03 Season **14 Call-Ups, 10 Players**

Player	NBA D-League Team	NBA Team
Devin Brown	Fayetteville	San Antonio/Denver
Mike Wilks	Huntsville	Atlanta/Minnesota
Bobby Simmons	Mobile	Washington
Mikki Moore	Roanoke	Boston/Atlanta
Rafer Alston	Mobile	Toronto
Damone Brown	North Charleston	Toronto
Corey Benjamin	North Charleston	Atlanta
Brandon Williams	Huntsville	Atlanta
Tierre Brown	North Charleston	Cleveland (twice)
Jeff Trepagnier	Asheville	Denver

2001-02 Season **8 Call-Ups, 8 Players**

Player	NBA D-League Team	NBA Team
Chris Andersen	Fayetteville	Denver
Jason Hart	Asheville	San Antonio
Anthony Johnson	Mobile	New Jersey
Rusty LaRue	Asheville	Utah
Tremaine Fowlkes	Columbus	L.A. Clippers
Isaac Fontaine	Mobile	Memphis
Ansu Sesay	Greenville	Seattle
Omar Cook	Fayetteville	Boston

ATHLETIC TRAINERS - 9

Name	NBA D-League Team	NBA Call-Up Team/Pos.
Mike Elliott	Greenville	Phoenix/asst. trainer
Chad Bergman	Fayetteville	San Antonio/asst. trainer
Mark Coffelt	Mobile	Charlotte/asst. trainer
John Anderson	Asheville	Milwaukee/asst. trainer
Charlie Weingroff	Columbus	Philadelphia/asst. trainer
Keith D'Amelio	Asheville	Tornoto/strength & conditioning coach
Scott Faust	Huntsville	Philadelphia/asst. trainer
Anthony Aldridge	Fort Worth	Minnesota/asst. trainer
Marco Nunez	Los Angeles	L.A. Lakers/ asst. trainer

COACHES - 25

Name	NBA D-League Team/Pos.	NBA Call-Up Team/Pos.
Bob Thornton	Huntsville/head coach	Chicago/asst. coach
Alex English	North Charleston/head coach	Atlanta/asst. coach
Harold Ellis	Roanoke/head coach	Atlanta/scout
Dell Demps	Mobile/asst. coach	New York/scout
Stephanie Ready	Greenville/asst. coach	Washington Mystics/asst. coach
Jeff Capel	Fayetteville/head coach	Charlotte/asst. coach
Rob Werdan	Columbus/asst. coach	New Orleans
Mike Born	Huntsville/asst. coach	Portland/scout
Kelvin Upshaw	Chraleston/asst. coach	Dallas/b-ball ops.
Mike Sanders	Charlestonasst. coach	Milwaukee/asst. coach
Ralph Lewis	Huntsville/head coach	Seattle/asst. coach
Casey Owens	Fayetteville/asst. coach	Chicago/video coord.
Sam Vincent	Fort Worth/head coach	Dallas/asst. coach
Paul Mokeski	Fort Worth/asst. coach	Dallas/scout
Dave Joerger	Dakota/head coach	Memphis/asst. coach
Mo McHone	Sioux Falls/head coach	San Antonio/b-ball ops.
Mike Brown	Fayetteville/head coach	Chicago/asst. coach
Joe Wolf	Colorado/head coach	Milwaukee/asst. coach
Roy Rogers	Austin/asst. coach	New Jersey/asst. coach
Jeff Ruland	Albuquerque/head coach	Philadelphia/asst. coach
Robert Pack	Rio Grande Valley/asst. coach	New Orleans/asst. coach
Bryan Gates	Idaho/head coach	Sacramento/asst. coach
Scott Roth	Bakersfield/head coach	Golden State/asst. coach
Vitali Potapenko	Fort Wayne/asst. coach	Indiana/asst. coach
Quin Snyder	Austin/head coach	Philadelphia/asst. coach
John Treloar	Erie/head coach	Phoenix/director of player personnel

REFEREES - 26

Mark Ayotte	Eric Dalen	Eric Lewis	Josh Tiven
Brent Barnaky	Kane Fitzgerlad	Ed Malloy	James Williams
Curtis Blair	Brian Forte	Tommy Nunez, Jr.	Haywood Workman
Matt Boland	John Goble	Olandis Poole	Sean Wright
TonyBrown	David Guthrie	Troy Raymond	Zach Zarba
Nick Buchert	Anthony Jordan	Robbie Robinson	
Kevin Cutler	Marat Kogut	Eli Roe	

FRONT OFFICE STAFF - 41

Name	NBA D-League Team	NBA Team
Tyler Hair	Bakersfield	L.A. Clippers
Danita Johnson	Bakersfield	Phoenix
Lauren Hoffman	Roanoke	Memphis
La'Shaina Dickerson	Fayetteville	Cleveland
Mike Boswell	Charleston	Atlanta
Lawana Bryant	Charleston	Charlotte
Lyle Henry	Fayetteville	Charlotte
Brian Holloway	Fayetteville	Charlotte
Mary Beth Koetters	NBA D-League Office	Charlotte
Kurt Luttermoser	Huntsville	Detroit
Delletta Roberts	Fayetteville	Chralotte
Al Witt	Greenville/Asheville	Charlotte
Bruce Burge	NBA D-League Office	Detroit
Karl Hicks	NBA D-League Office	Charlotte
Chrissie Macko	Roanoke	Orlando
John Manyo-Plange	NBA D-League Office	NBA League Office
Paul Mott	NBA D-League Office	New Orleans
Jennifer Nelson	Roanoke	NBA League Office
Milt Newton	NBA D-League Office	Washington
Chris Rooks	Huntsville	Minnesota
Shauna Sikorski	Asheville	New Jersey
Jason Somers	Charleston	Atlanta
Peter Smul	NBA D-League Office	Charlotte
Amber Stuart	Asheville	Charlotte
Wayne Watts	Asheville	Atlanta
Tom Wagganer	Huntsville	Sacramento
Donna Daniels	Roanoke	NBA League Office
John Dowdy	Huntsville	NBA League Office
B.J. Evans	Asheville	Miami
Brian Resnick	Roanoke	Cleveland
David Fredman	Utah	Utah
Lindsey Clifford	Fort Wayne	Indiana
Ryan Williams	Idaho	Seattle
Jared Ralsky	Austin	Milwaukee
Brandon Barnett	NBA D-League Office	Oklahoma City
Shawn Respert	NBA D-League Office	Houston
Brian Kerr	Sioux Falls	Phoenix
Steven Nguyen	Austin	Houston
Andre Mazire	Albuquerque	Minnesota
Del Potter	Bakersfield	Detroit
Dan Dial	Texas	Memphis

ALL-TIME NBA ASSIGNED PLAYERS

All-Time Totals 175 Assignments, 104 Players

2009-10

24 Players, 42 Assignments

Player	NBA Team	NBA D-League Team	G	PPG	RPG	APG	BPG
Joey Dorsey	Houston Rockets	Rio Grande Valley Vipers	16	14.9	13.3	1.7	1.4
Bill Walker	Boston Celtics	Maine Red Claws	9	17.4	6.4	1.8	0.6
Byron Mullens	Oklahoma City Thunder	Tulsa 66ers	27	15.1	7.5	1.0	0.9
Kyle Weaver	Oklahoma City Thunder	Tulsa 66ers	5	12.4	5.4	7.2	1.4
Alexis Ajinca	Charlotte Bobcats	Maine Red Claws	22	14.6	7.5	0.4	3.1
Malik Hairston	San Antonio Spurs	Austin Toros	15	29.1	4.7	3.0	0.8
Taylor Griffin	Phoenix Suns	Iowa Energy	12	9.6	6.2	2.2	0.4
Lester Hudson	Boston Celtics/ Memphis Grizzlies	Maine Red Claws/ Dakota Wizards	20	16.0	6.0	4.2	0.3
D.J. White	Oklahoma City Thunder	Tulsa 66ers	10	20.2	11.1	1.2	1.4
Patrick Mills	Portland Trail Blazers	Idaho Stampede	5	25.6	1.8	5.4	0.0
Joe Alexander	Milwaukee Bucks	Fort Wayne Mad Ants	6	10.5	4.7	1.8	0.7
J.R. Giddens	Boston Celtics	Maine Red Claws	4	10.8	4.5	3.0	0.5
Kosta Kofus	Utah Jazz	Utah Flash	5	19.4	9.8	1.4	1.6
Jermaine Taylor	Houston Rockets	Rio Grande Valey Vipers	8	19.8	4.8	2.1	0.5
Nathan Jawai	Minnesota Timberwolves	Sioux Falls Skyforce	4	8.3	4.5	1.0	0.0
Danny Green	Cleveland Cavaliers	Erie BayHawks	2	25.5	5.5	2.5	2.5
Darnell Jackson	Cleveland Cavaliers	Erie BayHawks	2	33.0	11.5	1.0	1.0
Hasheem Thabeet	Memphis Grizzlies	Dakota Wizards	6	13.8	11.2	0.7	3.2
Marcus Landry	Boston Celtics	Maine Red Claws	3	11.4	4.3	1.6	0.9
Earl Clark	Phoenix Suns	Iowa Energy	3	20.7	9.0	2.0	1.0
Curtis Jerrells	San Antonio Spurs	Austin Toros	7	20.6	4.1	6.5	0.1
Mustafa Shakur	Oklahoma City Thunder	Tulsa 66ers	4	19.6	3.5	5.3	0.0
Alonzo Gee	San Antonio Spurs	Austin Toros	*did not play in the regular season on assignment*				
Mike Harris	Houston Rockets	Rio Grande Valley Vipers	*did not play in the regular season on assignment*				

NOTE: Statistics are only representative of the time a player was on assignment and include regular season stats only

2008-09

32 players, 34 assignments

Player	NBA Team	NBA D-League Team	G	PPG	RPG	APG	BPG
Richard Hendrix	Golden State	Bakersfield	9	13.3	10.9	1.7	1.2
Ian Mahinmi	San Antonio	Austin	1	4.0	1.0	2.0	1.0
DeMarcus Nelson	Golden State	Bakersfield	9	16.1	4.7	4.0	0.2
J.R. Giddens	Boston	Utah	30	17.3	7.1	3.0	1.4
Steven Hill	Oklahoma City	Tulsa	7	7.6	5.7	0.3	2.3
Bill Walker	Boston	Utah	15	18.9	5.3	1.5	0.7
Hamed Haddadi	Memphis	Dakota	18	5.9	6.7	0.9	1.7
Blake Ahearn	San Antonio	Austin	6	18.8	2.3	6.0	0.0
Anthony Tolliver	San Antonio	Austin	6	17.8	7.8	2.8	0.3
Cheikh Samb	Denver	Colorado	10	12.4	7.1	0.8	3.8
Sonny Weems	Denver	Colorado	26	20.8	4.2	3.0	0.6
Alando Tucker	Phoenix	Iowa	2	8.0	4.5	3.0	0.6
Malik Hairston	San Antonio	Austin	21	24.9	5.2	3.4	1.2
Joey Dorsey	Houston	Rio Grande Valley	7	9.7	9.0	1.0	1.6
Sean Williams	New Jersey	Colorado	8	9.8	7.5	1.4	3.9
Alex Acker	Detroit	Fort Wayne	4	18.0	5.3	2.8	0.3
Walter Sharpe	Detroit	Fort Wayne	4	10.8	3.5	0.5	0.5
Kyrylo Fesenko	Utah	Utah	14	12.2	8.5	2.4	1.6
Donte Greene	Sacramento	Reno	5	20.4	4.0	2.0	1.2
Darnell Jackson	Cleveland	Erie	2	19.5	6.0	0.5	0.0
Courtney Sims	Phoenix	Iowa	did not play while on assignment				
Othello Hunter	Atlanta	Anaheim	3	8.3	10.0	0.7	1.3
Thomas Gardner	Atlanta	Anaheim	1	26.0	7.0	1.0	0.0
Nate Jawai	Toronto	Idaho	14	11.1	6.4	1.6	1.1
Sun Yue	Los Angeles	Los Angeles	6	9.8	3.3	3.7	2.3
Morris Almond	Utah	Utah	18	22.4	3.3	1.1	0.2
Alexis Ajinca	Charlotte	Sioux Falls	11	11.9	6.8	0.4	1.8
Sean Singletary	Charlotte	Sioux Falls	3	15.7	3.7	3.7	0.0
DJ White	Oklahoma City	Tulsa	6	18.3	7.2	1.2	1.5
Kosta Koufos	Utah	Utah	11	15.6	8.1	1.9	3.5
Kyle Weaver	Oklahoma City	Tulsa	2	17.0	7.5	9.0	2.0
Marcus Williams	San Antonio	Austin	2	33.0	10.5	10.0	0.0

NOTE: Statistics are only representative of the time a player was on assignment and include both regular and post season data

2007-08

31 players, 53 assignments

Player	NBA Team	D-League Team	G	PPG	RPG	APG	BP
Ramon Sessions	Milwaukee	Tulsa	24	20.9	6.6	7.9	.08
Kyrylo Fesenko	Utah	Utah	37	10.1	7.7	1.9	1.9
Steve Novak	Houston	Rio Grande Valley	9	18.3	7.3	1.8	.44
Brandon Wallace	Boston	Utah	6	12.5	9.2	2.6	1.2
JamesOn Curry	Chicago	Iowa	13	20.0	3.2	5.5	.46
Kosta Perovic	Golden State	Bakersfield	21	9.4	7.1	.38	1.6
Nick Fazekas	Dallas	Tulsa	28	19.1	9.9	1.7	.82
Marcin Gortat	Orlando	Anaheim	5	9.8	6.8	1.2	.60
Ian Mahinmi	San Antonio	Austin	46	16.8	8.0	1.3	1.3
Gabe Pruitt	Boston	Utah	18	18.6	2.8	3.9	.22
Coby Karl	L.A. Lakers	Los Angeles	17	17.5	5.5	4.2	.35
Alando Tucker	Phoenix	Albuquerque	21	27.7	6.0	1.5	.04
Darius Washington	San Antonio	Austin	6	25.0	8.0	5.2	.16
Aaron Brooks	Houston	Rio Grande Valley	2	23.0	5.0	5.0	0.0
Morris Almond	Utah	Utah	34	25.6	3.6	1.6	.50
Cheikh Samb	Detroit	Fort Wayne	20	10.4	6.8	.65	3.8
Taurean Green	Portland/Denver	Idaho/Colorado	8	17.3	6.7	6.9	.38
Maurice Ager	Dallas	Tulsa	8	17.4	1.9	1.9	0.0
D.J. Strawberry	Phoenix	Albuquerque	5	31.6	3.8	3.2	.60
Demetris Nichols	Chicago	Iowa	14	19.3	4.2	2.9	1.0
Mouhamed Sene	Seattle	Idaho	27	12.4	9.0	.41	1.7
Cedric Simmons	Cleveland/Chicago	Rio Grande Valley/Iowa	9	13.3	6.3	.55	2.9
Josh McRoberts	Portland	Idaho	15	7.7	6.4	2.5	.93
Shannon Brown	Cleveland	Rio Grande Valley/Iowa	11	23.4	5.5	3.0	.72
David Noel	Milwaukee	Tulsa	17	20.8	6.0	3.9	.82
Jermareo Davidson	Charlotte	Sioux Falls	6	18.0	9.8	.83	1.0
Chris Richard	Minnesota	Sioux Falls	6	10.2	11.5	.66	.83
Mickael Gelabale	Seattle	Idaho	6	17.8	4.3	2.3	.66
Daequan Cook	Miami	Iowa	3	19.3	7.0	3.6	.33
Joel Anthony	Miami	Iowa	3	8.0	6.7	0.0	4.0
Patrick O'Bryant	Golden State	Bakersfield	8	16.9	10.0	2.1	3.5

2006-07

24 players, 38 assignments

Player	NBA Team	D-League Team	G	PPG	RPG	APG	BP
Ryan Hollins	Charlotte	Fort Worth	5	12.4	10.4	0.6	2.6
Bobby Jones	Philadelphia	Fort Worth	3	13.7	8.0	1.0	0.0
Louis Williams	Philadelphia	Fort Worth	3	26.0	4.7	11.0	0.7
Julius Hodge	Denver	Colorado	9	12.1	4.2	6.6	0.6
Pops Mensah-Bonsu	Dallas	Fort Worth	26	15.9	10.4	0.6	1.3
Martynas Andriuskevicius	Chicago	Dakota	3	5.0	2.3	0.7	1.0
James White	San Antonio	Austin	15	16.3	4.0	3.1	0.8
Maurice Ager	Dallas	Fort Worth	9	14.0	2.8	3.0	0.1
Patrick O'Bryant	Golden	Bakersfield	25	12.0	9.6	1.4	2.7
P.J. Tucker	Toronto	Colorado	19	10.7	3.4	2.1	0.2
Amir Johnson	Detroit	Sioux Falls	22	18.9	9.6	2.1	3.1
Marcus Vinicius	New Orleans	Tulsa	13	17.0	6.7	2.4	0.2
James Augustine	Orlando	Anaheim	8	10.1	8.9	0.9	0.9
Mouhamed Sene	Seattle	Idaho	1	9.9	7.2	0.3	1.5
C.J. Miles	Utah	Idaho	8	17.3	5.4	1.8	0.5
Jose Barea	Dallas	Fort Worth	8	27.3	5.0	7.8	0.0
Damir Markota	Milwaukee	Tulsa 66ers	4	7.5	5.0	1.5	0.8
Allan Ray	Boston Celtics	Austin	2	14.5	2.5	2.0	0.0
Mile Ilic	New Jersey	Colorado	9	5.2	4.0	0.7	1.7
Will Blalock	Detroit	Sioux Falls	12	8.9	4.3	6.3	0.1
Alexander Johnson	Memphis	Arkansas	5	13.2	8.6	1.0	0.6
Shannon Brown	Cleveland	Albuquerque	1	14.0	4.0	6.0	0.0
Dwayne Jones	Cleveland	Albuquerque	1	11.5	11.5	0.5	6.0
Jordan Farmar	Los Angeles	Los Angeles	3	14.7	2.7	5.7	0.3

2005-06

29 players, 42 assignments

Player	NBA Team	D-League Team	G	PPG	RPG	APG	BP
Bracey Wright	Minnesota	Florida	30	22.0	3.9	4.1	0.3
Dwayne Jones	Minnesota/Boston	Florida	26	8.9	11.7	1.2	2.0
Dijon Thompson	Phoenix	Albuquerque	3	16.7	7.7	0.7	0.3
Ersan Ilyasova	Milwaukee	Tulsa	46	12.5	7.0	1.0	0.8
Peter John Ramos	Washington	Roanoke	43	14.9	7.7	1.0	1.0
Sean Banks	New Orleans	Tulsa	12	12.7	3.3	1.0	0.2
Pape Sow	Toronto	Arkansas	18	19.7	11.6	0.7	1.1
Donta Smith	Atlanta	Arkansas	29	13.9	4.3	3.0	0.7
Andray Blatche	Washington	Roanoke	6	11.2	6.8	1.2	1.5
Rawle Marshall	Dallas	Fort Worth	21	17.4	4.2	1.4	1.0
Earl Barron	Miami	Florida	6	17.0	9.7	2.2	0.2
Dorell Wright	Miami	Florida	6	12.2	3.8	1.8	0.5
CJ Miles	Utah	Albuquerque	11	12.7	3.5	1.6	0.4
Gerald Green	Boston	Fay/Fla	9	11.9	4.9	1.6	0.3
Martell Webster	Portland	Fort Worth	8	10.8	3.4	0.6	0.3
Sergei Monia	Portland	Fort Worth	8	8.4	3.4	1.6	0.6
Eddie Basden	Chicago	Tulsa	14	10.5	45	2.8	0.1
Martynas Andriuskevicius	Cleveland	Arkansas	15	7.0	4.2	0.5	1.1
Lawrence Roberts	Memphis	Arkansas	10	19.8	10.2	0.8	1.0
Anthony Roberson	Memphis	Arkansas	10	17.9	3.0	1.5	0.4
Julius Hodge	Denver	Austin	11	17.7	5.5	2.7	0.4
Josh Powell	Dallas	Fort Worth	3	17.7	7.0	0.3	0.7
Von Wafer	LA Lakers	Fort Worth	8	8.0	2.5	0.9	0.0
Amir Johnson	Detroit	Fayetteville	18	17.2	7.1	1.2	1.5
Alex Acker	Detroit	Fayetteville	17	18.0	4.8	4.8	0.5
Gerald Fitch	Houston	Austin	3	11.7	4.3	2.0	0.3
Pavel Podkolzin	Dallas	Fort Worth	11	6.6	5.8	0.5	0.7
Brandon Bass	New Orleans	Tulsa	1	16.0	5.0	0.0	2.0
Ha Seung-Jin	Portland	Fort Worth	5	2.0	3.8	0.2	0.2

ALL-TIME AWARD WINNERS

INDIVIDUAL AWARDS

Most Valuable Player
2010 - Mike Harris, Rio Grande Valley
2009 - Courtney Sims, Iowa
2008 - Kasib Powell, Sioux Falls
2007 - Randy Livingston, Idaho
2006 - Marcus Fizer, Austin
2005 - Matt Carroll, Roanoke
2004 - Tierre Brown, Charleston
2003 - Devin Brown, Fayetteville
2002 - Ansu Sesay, Greenville

Dennis Johnson Coach of the Year
2010 - Chris Finch, Rio Grande Valley
2009 - Quin Snyder, Austin
2008 - Bryan Gates, Idaho
2007 - Bryan Gates, Idaho

Rookie of the Year
2010 - Alonzo Gee, Austin
2009 - Othyus Jeffers, Iowa
2008 - Blake Ahearn, Dakota
2007 - Louis Amundson, Colorado
2006 - Will Bynum, Roanoke
2005 - James Thomas, Roanoke
2004 - Desmond Penigar, Ashevile
2003 - Devin Brown, Fayetteville
2002 - Fred House, North Charleston

Defensive Player of the Year
2010 - Greg Stiemsma, Sioux Falls
2009 - Brent Petway, Idaho
2008 - Stephane Lasme, Los Angeles
- Mouhamed Sene, Idaho
2007 - Renaldo Major, Dakota
2006 - Derrick Zimmerman, Austin
2005 - Derrick Zimmerman, Columbus
2004 - Karim Shabazz, Charleston
2003 - Mikki Moore, Roanoke
2002 - Jeff Myers, Greenville

Jason Collier Sportsmanship Award
2010 - Andre Ingram, Utah
2009 - Will Conroy, Albuquerque
2008 - Billy Thomas, Colorado
2007 - Roger Powell, Arkansas
2006 - Ime Udoka, Fort Worth

Impact Player of the Year
2010 - Brian Butch, Bakersfield
2009 - Eddie Gill, Colorado
2008 - Morris Almond, Utah

Most Improved Player of the Year
2010 - Mildon Ambres, Idaho

TEAM AWARDS

2009-10

NBA D-LEAGUE ALL-FIRST TEAM

Pos.	Player	Team
Guard	Curtis Stinson	Iowa Energy
Guard	Reggie Williams	Sioux Falls Skyforce
Forward	Mike Harris	Rio Grande Valley Vipers
Forward	Cartier Martin	Iowa Energy
Center	Dwayne Jones	Austin Toros

NBA D-LEAGUE ALL-SECOND TEAM

Pos.	Player	Team
Guard	Will Conroy	Rio Grande Valley Vipers
Guard	Mustafa Shakur	Tulsa 66ers
Forward	Alonzo Gee	Austin Toros
Forward	Rob Kurz	Fort Wayne Mad Ants
Center	Brian Butch	Bakersfield Jam

NBA D-LEAGUE ALL-THIRD TEAM

Pos.	Player	Team
Guard	Antonio Anderson	Rio Grande Valley Vipers
Guard	Curtis Jerrells	Austin Toros
Forwrad	Alade Aminu	Bakersfield Jam
Forward	Larry Owens	Tulsa 66ers
Center	Earl Barron	Iowa Energy

ALL-NBA D-LEAGUE HONORABLE MENTION

Pos.	Player	Team
Guard	Morris Almond	Maine Red Claws
Guard	Desmon Farmer	Reno Bighorns
Guard	Orien Greene	Utah Flash
Guard	Cedric Jackson	Erie BayHawks
Guard	Coby Karl	Idaho Stampede
Guard	Keith McLeod	Albuquerque Thunderbirds
Guard	Garrett Temple	Rio Grande Valley Vipers
Forward	Romel Beck	Dakota Wizards
Forward	Rod Benson	Reno Bighorns
Forward	Bennett Davis	Utah Flash
Forward	Trey Gilder	Albuquerque Thunderbirds
Forward	Donell Taylor	Idaho Stampede
Center	John bryant	Erie BayHawks
Center	Byron Mullens	Tulsa 66ers
Center	Greg Stiemsma	Sioux

2008-09

NBA D-LEAGUE ALL-FIRST TEAM

Pos.	Player	Team
Guard	Blake Ahearn	Dakota Wizards
Guard	Will Conroy	Albuquerque Thunderbirds
Forward	Erik Daniels	Erie BayHawks
Forward	Marcus Williams	Austin Toros
Center	Courtney Sims	Iowa Energy

NBA D-LEAGUE ALL-SECOND TEAM

Pos.	Player	Team
Guard	Trey Johnson	Bakersfield Jam
Guard	James White	Anaheim Arsenal
Forward	Josh Davis	Colorado 14ers
Forward	Derrick Byars	Bakersfield Jam
Center	Chris Hunter	Fort Wayne Mad Ants

NBA D-LEAGUE ALL-THIRD TEAM

Pos.	Player	Team
Guard	Eddie Gill	Colorado 14ers
Guard	Dontell Jefferson	Utah Flash
Forward	Ronald Dupree	Utah Flash
Forward	Cartier Martin	Iowa Energy
Center	Lance Allred	Idaho Stampede

ALL-NBA D-LEAGUE HONORABLE MENTION

Pos.	Player	Team
Guard	Cedric Bozeman	Anaheim Arsenal
Guard	Joe Crawford	Los Angeles D-Fenders
Guard	Malik Hairston	Austin Toros#
Guard	Luke Jackson	Idaho Stampede
Guard	Othyus Jeffers	Iowa Energy
Guard	Walker Russell	Fort Wayne Mad Ants
Guard	Curtis Stinson	Iowa Energy
Forward	Will Frisby	Dakota Wizards
Forward	Richard Hendrix	Dakota Wizards
Forward	Jasper Johnson	Albuquerque Thunderbirds
Forward	Dwayne Jones	Austin Toros
Forward	Nick Lewis	Bakersfield Jam
Forward	Antonio Meeking	Albuquerque Thunderbirds
Forward	David Noel	Reno Bighorns
Forward	Trent Strickland	Rio Grande Valley Vipers
Center	Joe Dabbert	Colorado 14ers
Center	Kurt Looby	Rio Grande Valley Vipers

2007-08

NBA D-LEAGUE ALL-FIRST TEAM

Postition	Player	Team
Guard	Randy Livingston	Idaho
Guard	Eddie Gill	Colorado
Forward	Kasib Powell	Sioux Falls
Forward	Sean Banks	Los Angeles
Center	Ian Mahinmi	Austin

NBA D-LEAGUE ALL-SECOND TEAM

Position	Player	Team
Guard	Andre Barrett	Austin
Guard	Blake Ahearn	Dakota
Forward	Kaniel Dickens	Colorado
Forward	Lance Allred	Idaho
Center	Rod Benson	Dakota

NBA D-LEAGUE ALL-THIRD TEAM

Position	Player	Team
Guard	Billy Thomas	Colorado
Guard	Morris Almond	Utah
Forward	Carlos Poewll	Dakota
Forward	Marcus Williams	Austin
Center	Jelani McCoy	Los Angeles

ALL-NBA D-LEAGUE HONORABLE MENTION

Position	Player	Team
Guard	Adam Harrington	Tulsa
Guard	Desmon Farmer	Rio Grande Valley
Guard	Ramon Sessions	Tulsa
Guard	Earl Calloway	Fort wayne
Guard	DerMarr Johnson	Austin
Forward	Stephane Lasme	Los Angeles
Forward	Justin Reed	Bakersfield
Forward	Mike Hall	Tulsa
Forward	Cory Violette	Idaho
Forward	Nick Fazekas	Tulsa
Center	Mouhamed Cene	Idaho
Center	Chris Alexander	Sioux Falls

2006-07

ALL-NBA D-LEAGUE FIRST TEAM

Position	Player	Team
Guard	Randy Livingston	Idaho
Guard	Von Wafer	Colorado
Forward	Renaldo Major	Dakota
Forward	Louis Amundson	Dakota
Center	Elton Brown	Colorado

ALL-NBA D-LEAGUE SECOND TEAM

Position	Player	Team
Guard	Will Conroy	Tulsa
Guard	BJ Elder	Austin
Forward	Jared Reiner	Sioux Falls
Forward	Jeremy Richard	Fort Worth
Center	Jawad Williams	Anaheim

ALL-NBA D-LEAGUE THIRD TEAM

Position	Player	Team
Guard	Frank Williams	Sioux Falls
Guard	Brian Chase	Los Angeles
Guard	Pooh Jeter	Colorado
Guard	Chenye Gadson	Austin
Guard	Clay Tucker	Arkansas
Forward	Dijon THompson	Albuquerque
Forward	Roger Powell	Arkansas
Forward	Quemont Greer	Dakota
Forward	Stephen Graham	Sioux Falls
Forward	Alan Anderson	Tulsa
Center	Kevin Lyde	Dakota
Center	Luke Schenscher	Fort Worth
Center	Peter John Ramos	Idaho

2005-06

ALL-NBA D-LEAGUE FIRST TEAM

Position	Player	Team
Forward	Marcus Fizer	Austin
Forward	Ime Udoka	Fort Worth
Guard	Andre Barrett	Florida
Guard	Will Bynum	Will Bynum
Guard	Anthony Grundy	Roanoke

ALL-NBA D-LEAGUE SECOND TEAM

Position	Player	Team
Forward	Erik Daniels	Fayette
Forward	Jamar Smith	Austin
Forward	Isiah Victor	Roanoke
Forward	Scott Merritt	Austin
Center	Luke Schenscher	Fort Worth
Guard	John Lucas III	Tulsa

ALL-NBA D-LEAGUE HONORABLE MENTION

Position	Player	Team
Forward	TJ Cummings	Albuquerque
Guard	Desmon Farmer	Tulsa
Forward	Brian Jackson	Arkansas
Forward	Theron Smith	Florida
Center	Andreas Glyniadakis	Roanoke
Center	James Lang	Arkansas
Guard	Kelenna Azubuike	Fort Worth
Guard	Tierre Brown	Albuquerque
Guard	Will Conroy	Tulsa
Guard	Clay Tucker	Arkansas
Guard	Derrick Zimmerman	Austin

2004-05

ALL-NBA D-LEAGUE FIRST TEAM

Position	Player	Team
Forwad	Kirk Haston	Florida
Forward	Isiah Victor	Roanoke
Forward	Hiram Fuller	Florida
Guard	Cory Alexander	Roanoke
Guard	Matt Carroll	Roanoke

ALL-NBA D-LEAGUE SECOND TEAM

Position	Player	Team
Forward	James Thomas	Roanoke
Forward	Ron Slay	Asheville
Forward	Damone Brown	Huntsville
Guard	Omar Cook	Fayetteville
Guard	Derrick Zimmerman	Columbus
Guard	David Young	Fayetteville

ALL-NBA D-LEAGUE HONORABLE MENTION

Position	Player	Team
Forward	Rodney Bias	Huntsville
Forward	Tang Hamilton	Fayetteville
Forward	Scott Merritt	Columbus
Guard	Reed Rawlings	Columbus
Forward	Terrence Shannon	Roanoke
Center	Mike Benton	Columbus
Center	Earl Barron	Huntsvlile
Guard	Carl English	Florida
Guard	Kirk Penney	Asheville
Guard	Lenny Stokes	Asheville

2003-04

ALL-NBA D-LEAGUE FIRST TEAM

Position	Player	Team
Forward	Josh Asselin	Roanoke
Forward	Desmon Penigar	Asheville
Center	Jason Collier	Fayetteville
Guard	Tierre Brown	Charleston
Guard	Marque Perry	Roanoke

ALL-NBA D-LEAGUE SECOND TEAM

Position	Player	Team
Forward	Britton Johnson	Fayetteville
Forward	Ime Udoka	Charleston
Forward	Phil Ricci	Greenville
Center	Brandon Kurtz	Huntsville
Guard	Omar Cook	Fayetteville
Guard	Junie Sanders	Fayetteville

ALL-NBA D-LEAGUE HONORABLE MENTION

Position	Player	Team
Forward	Bryan Lucas	Fayetteville
Forward	Erron Maxey	Columbus
Forward	Rolan Roberts	Charleston
Forward	Terrance Shannon	Roanoke
Center	Kris Lang	Asheville
Center	Alpha Bangura	Charleston
Guard	Mateen Cleaves	Huntsville
Guard	Rod Grizzard	Huntsville
Guard	Lavor Postell	Asheville
Guard	Kareem Reid	Asheville

2002-03

ALL-NBA D-LEAGUE FIRST TEAM

Position	Player	Team
Guard	Mikki Moore	Roanoke
Forward	Tang Hamilton	Columbus
Guard	Devin Brown	Fayetteville
Guard	Jeff Trepagnier	Asheville
Guard	Tierre Brown	North Charleston

ALL-NBA D-LEAGUE SECOND TEAM

Position	Player	Team
Forward	Derek Hood	Mobile

REGULAR SEASON

STATISTICAL LEADERS - YEARLY

SCORING
2001-02 - 906, Isaac Fontaine, Mobile
2002-03 - 955, Nate Johnson, Columbus
2003-04 - 763, Tierre Brown, Charleston
2004-05 - 831, David Young, Fayetteville
2005-06 - 844, Isiah Victor, Roanoke
2006-07 - 906, Clay Tucker, Anaheim
2007-08 - 1082, Carlos Powell, Dakota
2008-09 - 1300, Will Conroy, Albuquerque
2009-10 - 1163, Desmon Farmer, Reno

FIELD-GOAL PERCENTAGE
2001-02 - .606, Lorenzo Coleman, Roanoke
2002-03 - .594, Peter Cornell, North Charleston
2003-04 - .613, Kris Lang, Asheville
2004-05 - .614, Rodney Bias, Huntsville
2005-06 - .622, Shawnson Johnson, Tulsa
2006-07 - .643, Eddy Fobbs, Sioux Falls
2007-08 - .688, Jelani McCoy, Los Angeles
2008-09 - .605, Courtney Sims, Iowa
2009-10 - .625, Shane Edwards, Albuquerque

FREE THROW PERCENTAGE
2001-02 - .905, Isaac Fontaine, Mobile
2002-03 - .885, Tierre Brown, North Charleston
- .885, Jason Capel, Fayetteville
2003-04 - .851, Jeff Myers, Columbus
2004-05 - .880, Austin Nichols, Huntsville
2005-06 - .866, Austin Nichols, Florida
2006-07 - .937, James Maye, Dakota
2007-08 - .960, Blake Ahearn, Dakota
2008-09 - .952, Blake Ahearn, Dakota
2009-10 - .949, Blake Ahearn, Bakersfield/Erie

3-POINT FIELD-GOAL PERCENTAGE
2001-02 - .450, Terry Dehere, North Charleston
2002-03 - .442, Isaac Fontaine, Mobile
2003-04 - .494, Rusty LaRue, Asheville
2004-05 - .500, Greg Davis, Fayetteville
2005-06 - .433, John Lucas, Tulsa
2006-07 - .455, Corey Williams, Dakota
2007-08 - .489, David Noel, Tulsa
2008-09 - .524, Kevin Kruger, Utah
2009-10 - .481, Chad Toppert, Albuquerque

MINUTES
2001-02 - 1716, Marshall Phillips, Roanoke
2002-03 - 1794, Cory Alexander, Roanoke
2003-04 - 1728, Marque Perry, Roanoke
2004-05 - 1677, Omar Cook, Fayetteville
2005-06 - 1765, Kareem Reid, Arkansas
2006-07 - 1961, Jawad Williams, Anaheim
2007-08 - 1969, Jeff Horner, Iowa
2008-09 - 2233, Curtis Stinson, Iowa
2009-10 - 2115, Curtis Stinson, Iowa

REBOUNDS
2001-02 - 458, Thomas Hamilton, Greenville
- 458, Derek Hood, Mobile
2002-03 - 452, Tang Hamilton, Columbus
2003-04 - 377, Courtney James, Columbus
2004-05 - 556, Rodney Bias, Huntsville
2005-06 - 372, Erik Daniels, Fayetteville
2006-07 - 482, Elton Brown, Colorado
2007-08 - 591, Rod Benson, Dakota
2008-09 - 525, Richard Hendrix, Dakota
2009-10 - 772, Dwayne Jones, Austin

ASSISTS
2001-02 - 272, Omar Cook, Fayetteville
2002-03 - 306, Cory Alexander, Roanoke
2003-04 - 295, Marque Perry, Roanoke
2004-05 - 380, Omar Cook, Fayetteville
2005-06 - 391, Kareem Reid, Arkansas
2006-07 - 488, Randy Livingston, Idaho
2007-08 - 451, Randy Livingston, Idaho
2008-09 - 508, Walker Russell, Fort Wayne
2009-10 - 546, Curtis Stinson, Iowa

STEALS
2001-02 - 139, Fred House, North Charleston
2002-03 - 111, Jeff Trepagnier, Asheville
2003-04 - 74, Tierre Brown, Charleston
2004-05 - 87, Derick Zimmerman, Austin
2005-06 - 87, Derrick Zimmerman, Austin
2006-07 - 96, Clay Tucker, Arkansas
2007-08 - 115, Brian Hamilton, Utah
2008-09 - 144, Dominique Coleman, Colorado
2009-10 - 131, Orien Greene, Utah

BLOCKED SHOTS
2001-02 - 56, Lee Scruggs, Asheville
2002-03 - 70, Jeff Aubry, Fayetteville
2003-04 - 97, Ken Johnson, Huntsville
2004-05 - 98, Mike Benton, Columbus
2005-06 - 88, Cezary Trybanski, Tulsa
2006-07 - 121, Cezary Trybanski, Tulsa
2007-08 - 133, Keith Closs, Tulsa
2008-09 - 127, Kurt Looby, Rio Grande Valley
2009-10 - 166, Kurt Looby, Rio Grande Valley/ Albuquerque/Maine

POSTSEASON HISTORY

2010 - RESULTS

QUARTERFINALS

Iowa 2, Utah 1
Wed., April 7 - Utah 107, Iowa 76
Fri., April 9 - Iowa 101, Utah 91
Sun., April 11 - Iowa 111, Utah 92

Tulsa 2, Sioux Falls 1
Thurs., April 8 - Tulsa 119, Sioux Falls 109
Fri., April 9 - Sioux Falls 106, Tulsa 99
Sun., April 11 - Tulsa 111, Sioux Falls 101

Austin 2, Dakota 1
Thurs., April 8 - Austin 98, Dakota 96
Sat., April 10 - Dakota 106, Austin 96
Sun., April 11 - Austin 102, Dakota 90

Rio Grande Valley 2, Reno 1
Sat., April 10 - Rio Grande Valley 110, Reno 94
Mon., April 12 - Reno 128, Rio Grande Valley 126
Tues., April 13 - Rio Grande Valley 135, Reno 118

SEMIFINALS

Tulsa 2, Iowa 1
Fri., April 16 - Iowa 107, Tulsa 102
Sun., April 18 - Tulsa 117, Iowa 106
Tues., April 20 - Tulsa 127, Iowa 122

Rio Grande Valley 2, Austin 1
Sat., April 17 - Austin 122, Rio Grande Valley 120
Mon., April 19 - Rio Grande Valley 137, Austin 110
Wed., April 21 - Rio Grande Valley 99, Austin 98

FINALS

Rio Grande Valley 2, Tulsa 0
Sun., April 25 - Rio Grande Valley 124, Tulsa 107
Tues., April 27 - Rio Grande Valley 94, Tulsa 91

2009 - RESULTS

FIRST ROUND - QUARTERFINALS - Single Elimination
April 14 - Colorado 129, Erie 108 (at Broomfield, Colorado)
April 15 - Utah 94, Bakersfield 81 (at Orem, Utah)
Austin 119, Idaho 116 (at Austin, Texas)
April 16 - Dakota 114, Iowa 109 (at Des Moines, Iowa)

SECOND ROUND - SEMIFINALS - Single Elimination
April 18 - Colorado 114, Austin 111 (at Broomfield, Colorado)
April 20 - Utah 103, Dakota 93 (at Orem, Utah)

FINALS - COLORADO WINS 2-0 - Best-of-Three Series
April 22 - Colorado 136, Utah 131; OT (at Orem, Utah)
April 24 - Colorado 123, Utah 104 (at Broomfield, Colorado)

2008 - RESULTS

FIRST ROUND - SEMIFINALS - Single Elimination
April 15 - Los Angeles 102, Colorado 95
- Sioux Falls 101, Dakota 89

SECOND ROUND - CONFERENCE FINALS - Single Elimination
April 18 - Idaho 97, Los Angeles 90
April 19 - Austin 99, Sioux Falls 93

FINALS - IDAHO WINS 2-1 - Best-of-Three Series
April 21 - Austin 95, Idaho 89
April 24 - Idaho 90, Austin 89
April 25 - Idaho 108, Austin 101

2007 - RESULTS

FIRST ROUND - SEMIFINALS - Single Elimination
April 17 - Sioux Falls 128, Fort Worth 105
April 18 - Colorado 130, Albuquerque 100

SECOND ROUND - CONFERENCE FINALS - Single Elimination
April 20 - Colorado 94, Idaho 91, OT
April 21 - Dakota 115, Sioux Falls 113

FINALS - Single Elimination
DAKOTA WINS 1-0
April 29 - Dakota 129, Colorado 121, OT

2006 - RESULTS

SEMIFINALS
April 15 - Albuquerque 80, Florida 71
April 15 - Fort Worth 87, Roanoke 78

FINALS - ALBUQUERQUE WINS 1-0
April 22 - Albuquerque 119, Fort Worth 108

2005 - RESULTS

SEMIFINALS - Single Elimination Series
Aprli 16 - Columbus 96, Roanoke 89
Asheville 90, Huntsville 86

FINALS - Single Elimination Series
ASHEVILLE WINS 1-0
April 23 - Asheville 90, Columbus 67

2004 - RESULTS

SEMI FINALS - Single Elimination Series
April 17 - Asheville 116, Fayetteville 111
Huntsville 108, Charleston, 100

FINALS - Single Elimination Series
ASHEVILLE WINS 1-0
April 24 - Asheville 108, Huntsville 106, OT

2003 - RESULTS

SEMIFINALS - Best-of-Three Series
March 25 - Fayetteville 101, Roanoke 88 (Fayetteville leads series 1-0)
March 28 - Mobile 88, North Charleston 79 (Mobile leads series 1-0)
March 30 - Fayetteville 78, Roanoke 77 (Fayetteville wins series 2-0)
March 30 - Mobile 81, North Charleston 69 (Mobile leads series 2-0)

FINALS - Best-of-Three Series
MBOBILE WINS 2-1
April 4 - Mobile 92, Fayetteville 82 (Mobie leads series 1-0)
April 9 - Fayetteville 77, Mobile 71 (series tied 1-1)
April 11 - Mobile 75, Fayetteville 72 (Mobile wins series 2-1)

2002 - RESULTS

SEMIFINALS - Best-of-Three Series
March 24 - Mobile 78, North Charleston 75 (Mobile leads series 1-0)
April 3 - North Charleston 77, Mobile 70 (Series tied 1-1)
April 6 - North Charleston 80, Mobile 78 (North Charleston wins series 2-1)

March 28 - Columbus 81, Greenville 78 (Columbus leads series 1-0)
March 29 - Greenville 96, Columbus 78 (Series tied 1-1)
April 6 - Greenville 79, Columbus 78 (Greenville wins series 2-1)

FINALS - Best-of-Three Series
GREENVILLE WINS 2-0
April 8 - Greenville 81, North Chraleston 63 (Greenville leads series 1-0)
April 10 - Greenville 76, North Charleston 68 (Greenville wins series 2-0)

CHAMPIONS

YEAR	REGULAR SEASON	POSTSEASON0
2010	Iowa	Rio Grande Valley
2009	Colorado	Colorado
2008	Idaho	Idaho
2007	Dakota, Idaho	Dakota
2006	Fort Worth	Albuquerque
2005	Columbus	Asheville
2004	Asheville	Asheville
2003	Fayetteville	Mobile
2002	Charleston	Greenville

ALL-STAR

2010 - DALLAS

NATIONAL BASKETBALL ASSOCIATION

OFFICIAL SCORER'S REPORT
FINAL BOX

2/13/2010 Dallas Convention Center, Dallas, TX
Officials: #12 Scott Bolnick, #14 Nick Buchert, #52 James Williams

Time of Game: 1:42
Attendance: 3,500

VISITOR: DLeague East AllStars East (0-1)

NO	PLAYER		MIN	FG	FGA	3P	3PA	FT	FTA	OR	DR	TOT	A	PF	ST	TO	BS	PTS
24	Rob Kurz	F	20:46	4	9	1	3	0	0	2	8	10	2	3	1	1	2	9
34	Cartier Martin	F	21:17	4	10	1	4	0	0	0	4	4	0	3	0	1	0	9
42	Earl Barron	C	22:00	8	10	0	0	4	5	3	4	7	1	5	0	2	0	20
b																		
10	Curtis Stinson	G	21:17	3	5	0	0	0	0	1	1	2	11	1	0	4	1	6
15	Reggie Williams	G	19:55	7	11	2	4	1	2	1	3	4	1	0	0	0	0	17
23	Trey Gilder		18:43	3	5	0	0	0	0	0	2	2	1	0	0	3	0	6
42	Alade Aminu		18:43	2	5	0	0	0	0	0	3	3	0	2	1	3	2	4
a																		
19	Ron Howard		20:39	3	8	0	0	0	0	0	0	0	2	1	1	1	0	6
22	Morris Almond		18:43	1	8	0	2	0	0	0	1	1	1	0	2	3	0	2
32	Romel Beck		17:57	0	3	0	3	2	2	0	1	1	2	2	1	0	1	2
	TOTALS:			35	74	4	16	7	9	7	27	34	21	17	6	18	6	81
	PERCENTAGES:			47.3%		25.0%		77.8%		TM REB: 6					TOT TO: 19 (15 PTS)			

HOME: DLEAGUE WEST ALLSTARS WEST (1-0)

NO	PLAYER		MIN	FG	FGA	3P	3PA	FT	FTA	OR	DR	TOT	A	PF	ST	TO	BS	PTS
7	Carlos Powell	F	20:45	0	8	0	2	0	0	1	1	2	0	1	2	1	0	0
33	Michael Harris	F	20:01	5	9	1	3	3	3	1	0	1	1	0	0	0	0	14
h																		
44j	Dwayne Jones	C	21:03	4	8	0	1	5	7	2	5	7	1	1	0	2	0	13
14	Joe Crawford	G	21:18	3	11	1	2	0	0	2	1	3	1	0	1	1	0	7
22	Mustafa Shakur	G	20:36	4	6	0	1	2	2	0	4	4	4	1	4	2	0	10
44	Brian Butch		21:07	7	12	2	4	2	3	8	5	13	0	3	0	1	0	18
b																		
0	Curtis Jerrells		21:46	1	9	0	2	0	0	1	4	5	6	0	2	2	0	2
23	Alonzo Gee		17:12	5	6	0	0	0	2	2	4	6	3	1	3	3	0	10
34	Diamon Simpson		16:57	7	8	0	0	1	3	1	0	1	1	3	1	1	1	15
33f	Desmon Farmer		19:15	3	9	3	6	0	0	1	2	3	4	0	0	0	0	9
	TOTALS:			39	86	7	21	13	20	19	26	45	21	10	13	13	1	98
	PERCENTAGES:			45.3%		33.3%		65.0%		TM REB: 10					TOT TO: 15 (15 PTS)			

SCORE BY PERIODS	1	2	FINAL
East	41	40	81
WEST	48	50	98

Pts. In the Pt. East 44 (22/33), WEST 58 (29/52)
2nd Chance Pts. East 10 (5/7), WEST 18 (7/14)
FB Pts. East 25 (11/11), WEST 13 (6/10)

Biggest Lead East 13, WEST 26
Lead Changes 1
Times Tied 1

Copyright (c) 2010 NBA Properties, INC. All Rights Reserved

2009 - PHOENIX

NATIONAL BASKETBALL ASSOCIATION

OFFICIAL SCORER'S REPORT
FINAL BOX

02/14/2009 Jam Session Center Court, Phoenix, AZ
Officials: #34 Kevin Cutler, #51 Kane Fitzgerald, #55 Marat Kogut

Time of Game: 1:38
Attendance: Not Counted Ye

VISITOR: DLeague Blue All Stars Blue (0-1)

NO	PLAYER		MIN	FG	FGA	3P	3PA	FT	FTA	OR	DR	TOT	A	PF	ST	TO	BS	PTS
21	James White	F	20:09	3	6	2	3	1	2	1	2	3	6	1	1	3	0	9
22	Josh Davis	F	20:09	2	5	0	2	0	0	0	2	2	0	2	2	1	1	4
32	Erik Daniels	C	20:09	4	9	1	3	0	0	0	7	7	0	4	0	1	1	9
21	Ronald Dupree	G	22:00	3	7	1	2	3	4	2	8	10	3	1	1	2	1	10
10	Will Conroy	G	20:09	5	12	2	3	1	1	2	2	4	5	2	1	2	0	13
00	Cedric Bozeman		18:00	2	7	0	4	0	0	0	1	1	1	0	1	1	0	4
32	Chris Hunter		19:51	4	6	0	0	4	5	2	3	5	0	1	0	2	1	12
34	Antonio Meeking		19:51	5	8	5	6	2	2	0	0	0	0	0	1	0	0	17
10	Walker Russell		19:51	6	8	0	0	2	2	1	3	4	8	1	0	3	0	14
11	Marcus Williams		19:51	5	11	0	2	1	2	0	4	4	6	0	1	1	0	11
	TOTALS:			39	79	11	25	14	18	8	32	40	29	12	8	16	4	103
	PERCENTAGES:			49.4%		44.0%		77.8%		TM REB: 8					TOT TO: 16 (19 PTS			

HOME: DLEAGUE RED ALL STARS RED (1-0)

NO	PLAYER		MIN	FG	FGA	3P	3PA	FT	FTA	OR	DR	TOT	A	PF	ST	TO	BS	PTS
9	Luke Jackson	F	20:02	4	9	2	5	0	0	0	1	1	2	0	0	2	0	10
33	Richard Hendrix	F	20:07	5	8	1	2	0	0	2	4	6	2	2	3	0	0	11
44	Courtney Sims	C	20:02	7	13	1	2	0	0	2	6	8	1	1	0	1	4	15
12	Othyus Jeffers	G	20:02	6	9	0	0	2	3	2	1	3	2	0	1	0	0	14
6	Blake Ahearn	G	20:02	5	7	3	4	0	0	0	1	1	13	0	0	2	0	13
41	Lance Allred		19:53	5	7	0	0	0	0	4	3	7	2	4	1	0	0	10
23	Maurice Baker		19:58	1	2	0	0	1	2	3	2	5	1	2	1	2	0	3
7	Derrick Byars		19:58	7	12	3	6	1	3	0	5	5	2	1	0	1	0	18
15	Trey Johnson		19:58	6	16	1	1	2	3	0	4	4	4	1	1	2	0	15
15	Brent Petway		19:58	2	9	0	3	0	0	0	2	2	3	4	3	1	2	4
	TOTALS:			48	92	11	23	6	11	13	29	42	32	15	10	11	6	113
	PERCENTAGES:			52.2%		47.8%		54.5%		TM REB: 3					TOT TO: 11 (16 PTS			

SCORE BY PERIODS	1	2	FINAL
Blue	51	52	103
RED	43	70	113

Pts. In the Pt. Blue 46 (23/39), RED 56 (28/38)
2nd Chance Pts. Blue 11 (4/8), RED 10 (5/13)
FB Pts. Blue 29 (12/12), RED 19 (8/8)

Biggest Lead Blue 10, RED 19
Lead Changes 3
Times Tied 3

Copyright (c) 2005 NBA Properties, INC. All Rights Reserved

2008 - NEW ORLEANS

NATIONAL BASKETBALL ASSOCIATION

OFFICIAL SCORER'S REPORT
FINAL BOX

02/16/2008 New Orleans Convention Center, New Orleans LA
Officials: #15 Eric Dalen, #30 Curtis Blair, #58 Josh Tiven

Time of Game: 1:56
Attendance: Not Counted Ye

VISITOR: DLeague All Stars Blue (1-0)

NO	PLAYER		MIN	FG	FGA	3P	3PA	FT	FTA	OR	DR	TOT	A	PF	ST	TO	BS	PTS
18	Sean Banks	F	25:35	5	10	1	4	3	4	0	2	2	2	1	0	4	0	14
32	Ian Mahinmi	F	24:35	2	7	0	0	1	2	2	7	9	1	3	1	1	3	5
00	Jelani McCoy	C	24:35	2	7	0	0	2	2	3	6	9	2	4	1	4	2	6
23	Jeremy Richardson	G	24:35	9	15	2	4	2	2	0	4	4	0	1	1	2	0	22
15	Keith Langford	G	24:35	4	9	1	3	0	0	2	2	4	3	0	2	2	0	9
24	Morris Almond		23:25	8	10	2	3	2	2	1	2	3	0	0	1	1	0	20
7	Andre Barrett		23:25	5	9	0	2	1	2	1	0	1	7	1	4	4	0	11
10	Rod Benson		23:25	3	10	0	0	0	0	1	8	9	2	1	1	1	1	6
44	Kyrylo Fesenko		23:25	6	9	0	1	2	2	3	5	8	3	4	1	2	0	14
15	Carlos Powell		22:25	4	9	0	0	2	2	0	2	2	2	3	2	2	0	10
	TOTALS:			48	95	6	17	15	18	13	38	51	22	18	14	23	6	117
	PERCENTAGES:				50.5%		35.3%		83.3%		TM REB: 10				TOT TO: 25 (20 PTS)			

HOME: DLEAGUE ALL STARS RED (0-1)

NO	PLAYER		MIN	FG	FGA	3P	3PA	FT	FTA	OR	DR	TOT	A	PF	ST	TO	BS	PTS
15	Kasib Powell	F	24:16	5	9	0	3	4	6	1	1	2	0	3	3	2	0	14
33	Cory Violette	F	32:28	4	13	0	0	0	0	5	5	10	4	2	1	3	0	8
41	Lance Allred	C	31:47	6	14	0	0	4	4	1	7	8	1	0	0	2	3	16
23	Dwayne Mitchell	G	25:47	7	13	0	1	3	4	2	2	4	2	1	1	4	0	17
32	Randy Livingston	G	25:00	1	8	1	5	0	0	1	3	4	7	0	5	2	0	3
10	Eddie Gill		23:07	1	7	1	5	0	0	2	1	3	7	1	0	2	0	3
18	Billy Thomas		22:13	1	5	1	4	0	0	1	2	3	3	1	1	5	0	3
24	Elton Brown		31:31	9	18	0	0	2	8	5	5	10	1	5	2	1	1	20
50	Kaniel Dickens		23:51	6	14	3	9	0	0	2	5	7	0	0	1	3	1	15
	TOTALS:			40	101	6	27	13	22	20	31	51	25	13	14	24	5	99
	PERCENTAGES:				39.6%		22.2%		59.1%		TM REB: 8				TOT TO: 24 (33 PTS)			

SCORE BY PERIODS	1	2	3	4	FINAL
Blue	24	29	33	31	117
RED	30	13	24	32	99

Pts. in the Pt. Blue 66 (33/53), RED 60 (30/57)
2nd Chance Pts. Blue 12 (5/13), RED 22 (9/18)
FB Pts. Blue 27 (12/12), RED 26 (12/12)

Biggest Lead Blue 26, RED 9
Lead Changes 3
Times Tied 6

Copyright (c) 2005 NBA Properties, INC. All Rights Reserved

2007 - LAS VEGAS

NATIONAL BASKETBALL ASSOCIATION

OFFICIAL SCORER'S REPORT
FINAL BOX

02/17/2007 Mandalay Bay Convention Center, Las Vegas, NV
Officials: #John Goble, #Lorenzo Bronson, #Mark Lindsey

Time of Game: 1:49
Attendance: Not Counted Ye

VISITOR: D-LEAGUE ALL-STAR WEST (0-1)

NO	PLAYER		MIN	FG	FGA	3P	3PA	FT	FTA	OR	DR	TOT	A	PF	ST	TO	BS	PTS
23	Kevinn Pinkney	F	21:07	1	6	0	2	2	2	4	0	4	0	3	3	2	0	4
31	Jawad Williams	F	27:40	4	13	2	7	1	4	2	3	5	1	4	1	1	0	11
9	Elton Brown	C	25:24	8	12	0	0	0	0	3	3	6	1	1	0	2	0	16
11	Pooh Jeter	G	25:34	5	12	1	3	3	4	0	4	4	5	2	1	1	0	14
22	Von Wafer	G	21:07	2	12	1	7	0	0	1	0	1	0	1	1	0	0	5
4	Brian Chase		26:53	6	8	3	5	0	0	3	2	5	3	1	0	1	0	15
35	Gerry McNamara		22:26	1	6	0	4	0	0	0	0	0	5	1	1	0	0	2
14	Rick Rickert		22:36	6	11	0	0	1	1	3	5	8	0	1	0	0	0	13
1	Ronnell Taylor		20:08	3	8	0	0	0	0	1	2	3	3	1	1	0	0	6
12	Dijon Thompson		27:05	6	13	0	2	2	4	2	2	4	2	1	1	3	0	14
	TOTALS:			42	101	7	30	9	15	19	21	40	20	16	9	10	0	100
	PERCENTAGES:			41.6%		23.3%		60.0%		TM REB: 11					TOT TO: 10 (10 PTS			

HOME: D-LEAGUE ALL-STAR EAST (1-0)

NO	PLAYER		MIN	FG	FGA	3P	3PA	FT	FTA	OR	DR	TOT	A	PF	ST	TO	BS	PTS
15	Alan Anderson	F	27:08	5	10	0	2	0	0	1	4	5	1	1	0	0	0	10
21	Pops Mensah-Bonsu	F	25:45	11	13	0	0	8	12	3	4	7	0	0	1	3	2	30
32	Loren Woods	C	25:32	3	6	0	0	0	0	3	5	8	3	1	0	2	1	6
5	Will Conroy	G	25:32	1	1	1	1	2	2	0	0	0	4	2	0	6	1	5
20	B J Elder	G	24:50	3	11	0	4	2	2	1	4	5	1	0	1	1	0	8
23	Stephen Graham		22:28	3	10	1	2	0	0	0	4	4	1	0	0	0	0	7
4	Quemont Greer		20:39	2	4	0	0	2	2	0	4	4	3	2	1	1	0	6
7	Renaldo Major		23:10	5	8	0	0	4	4	2	2	4	2	2	1	1	0	14
12	Luke Schenscher		22:28	6	8	0	0	3	3	0	6	6	1	0	0	1	0	15
24	Clay Tucker		22:28	6	10	1	1	0	0	0	4	4	6	4	1	1	0	13
	TOTALS:			45	81	3	10	21	25	10	37	47	22	12	5	16	4	114
	PERCENTAGES:			55.6%		30.0%		84.0%		TM REB: 7					TOT TO: 16 (16 PTS			

SCORE BY PERIODS	1	2	3	4	FINAL
D-LEAGUE ALL-STAR WES	21	28	29	22	100
D-LEAGUE ALL-STAR EAS	29	31	30	24	114

Pts. In the Pt. D-LEAGUE ALL-STAR WEST 52 (26/43), D-LEAGUE Biggest Lead D-LEAGUE ALL-STAR WEST 2, D-LEAGUE A
2nd Chance Pts. D-LEAGUE ALL-STAR WEST 23 (10/20), D-LEAG Lead Changes AST 13 (5/8)
FB Pts. D-LEAGUE ALL-STAR WEST 12 (6/6), D-LEAGUE ALL-ST/Times Tied 31/11)

Copyright (c) 2005 NBA Properties, INC. All Rights Reserved

RECORDS

- Regular Season
- Postseason

REGULAR SEASON

SINGLE-GAME INDIVIDUAL BESTS

MINUTES PLAYED
62 - Curtis Stinson, Iowa vs. Fort Wayne, 12/29/09
58 - Curtis Stinson, Iowa vs. Dakota, 1/22/09
56 - Anthony Coleman, Bakersfield at Austin, 2/2/07
56 - Othyus Jeffers, Iowa vs. Dakota, 1/22/09

POINTS
53 - Morris Almond, Utah at Bakersfield, 1/30/08
53 - Will Conroy, Albuquerque at Colorado, 4/8/09
51 - Morris Almond, Utah vs. Austin, 12/21/07
51 - Clay Tucker, Arkansas at Austin, 3/3/07

FIELD GOALS MADE
19 - Billy Thomas, Greenville vs. Asheville, 3/22/03
19 - Morris Almond, Utah at Bakersfield, 1/30/08
19 - Matt Carroll, Roanoke vs. Florida, 2/9/08
18 - Juan Jose Barea, Fort Worth at Idaho, 1/25/07
18 - Clay Tucker, Arkansas at Austin, 3/3/07
18 - Morris Almond, Utah vs. Austin, 12/21/07
18 - Desmon farmer, Rio Grande Valley vs. Albuquerque, 3/28/08
18 - James White, Anaheim at Rio Grande Valley, 1/20/09
18 - Ryan Humphrey, Tulsa vs. Albuquerque, 2/21/09

FIELD GOALS ATTEMPTED
37 - Morris Almond, Utah vs. Los Angeles, 12/15/07
35 - Morris Almond, Utah vs. Austin 12/21/07
34 - Morris Almond, Utah at Bakersfield, 1/30/08
33 - Matt Carroll, Roanoke vs. Florida, 2/9/05
33 - Morris Almond, Utah vs. Bakersfield, 12/22/07

FREE THROWS MADE
22 - Scooter McFadgon, Bakersfield at Colorado 3/21/07
20 - Anthony Grundy, Roanoke at Fayetteville, 3/3/06
19 - Malik Hairston, Austin vs. Tulsa, 11/29/08
19 - Chris Rodgers, Albuquerque at Anaheim, 1/6/07

FREE THROWS ATTEMPTED
25 - Keith McLeod, Albuquerque vs. Idaho, 3/5/10
25 - Will Conroy, Albuquerque at Colorado, 4/8/09
25 - Anthony Grundy, Roanoke at Fayetteville, 3/3/06
23 - Marcus Fizer, Austin at Arkansas, 3/25/06
22 - Scooter McFadgon, Bakersfield vs. Colorado, 3/21/07

3-POINT FIELD GOALS MADE
10 - Billy Thomas, Greenville vs. Asheville, 3/22/03
10 - Kasib Powell, Sioux Falls at Fort Wayne, 3/6/08
10 - Kevin Kruger, Utah at Idaho, 3/29/08
10 - Frank Williams, Sioux Falls at Iowa, 2/26/09
9 - Blake Ahearn, Dakota at Sioux Falls, 1/9/09
9 - Richie Frahm, Reno vs. Iowa, 3/26/09
9 - Ernest Scott, Rio Grande Valley at Bakersfield, 3/5/10

3-POINT FIELD GOALS ATTEMPTED
18 - Brian Chase, Los Angeles vs. idaho 3/2/08
17 - Artie Griffin, Roanoke vs. Columbus, 2/22/02
17 - Billy Thomas, Greenville vs. Asheville, 3/22/03
17 - Clay Tucker, Arkansas at Tulsa, 3/2/08
17 - Frank Williams, Sioux Falls at Iowa, 2/26/09

REBOUNDS
28 - Rod Benson, Dakota at Sioux Falls, 12/9/07
28 - Dwayne Jones, Austin at Rio Grande Valley, 4/10/09
27 - Dwayne Jones, Austin at Bakersfield, 3/20/10
26 - Rodney Bias, Huntsville at Florida, 3/24/05
26 - Dwayne Jones, Austin at Bakersfield, 2/21/10

ASSISTS
22 - Randy Livingston, Idaho vs. Bakersfield, 12/26/07
21 - Mateen Cleaves, Bakersfield vs. Iowa, 3/9/08
21 - Jared Jordan, Rio Grande Valley vs. Fort Wayne, 2/26/09
21 - Curtis Stinson, Iowa vs. Fort Wayne, 12/29/09
21 - Curtis Stinson, Iowa vs. Dakota, 3/17/10
20 - Will Conroy, Tulsa at Sioux Falls, 1/6/07
20 - Cedric Bozeman, Albuquerque at Anaheim, 1/24/07
20 - Randy Livingston, Idaho vs. Anaheim, 3/3/07

STEALS
9 - Omar Cook, Fayetteville at Huntsville, 11/29/04
8 - Jeff Myers, Greenville at Roanoke, 1/16/02
8 - Fred House, North Charleston vs. Columbus, 2/7/02
8 - Brandon Robinson, Fort Worth at Albuquerque, 12/26/05
8 - C.J. Watson, Rio Grande Valley vs. Sioux Falls, 12/1/07
8 - Jeff Horner, Iowa at Austin, 2/22/08
8 - Carl Elliott, Sioux Falls at Reno, 12/20/08
8 - Russell Robinson, Reno at Idaho, 2/21/09
8 - Dominique Coleman, Colorado vs. Dakota, 3/21/09
8 - Orien Greene, Utah at Los Angeles, 12/1/09
8 - Russell Robinson, Maine at Springfield, 1/31/10

BLOCKS
11 - Cheikh Samb, Fort Wayne at Sioux Falls, 2/2/08
11 - Kurt Looby, Rio Grande Valley at Iowa, 4/5/09
11 - Courtney Sims, Iowa at Sioux Falls, 11/28/09
10 - Ayudeji Akindele, Iowa at Sioux Falls, 12/14/07
10 - Keith Closs, Tulsa at Colorado, 3/1/08
10 - Greg Stiemsma, Sioux Falls at Springfield, 12/27/09
10 - Alexis Ajinca, Maine vs. Austin 1/22/10
10 - Kurt Looby, Albuquerque vs. Dakota, 1/28/10
10 - Kurt Looby, Maine vs. Erie, 4/3/10

SINGLE-SEASON INDIVIDUAL BESTS

GAMES PLAYED
56 - Held by 14 players, 2001-02

GAMES STARTED
56 - Fred House, North Charleston, 2001-02

MINUTES PLAYED
2233 - Curtis Stinson, Iowa, 2008-09
2199 - Will Conroy, Albuquerque, 2008-09
2030 - Cedric Bozeman, Anaheim, 2008-09

POINTS
1300 - Will conroy, Albuqueruqe, 2008-09
1163 - Desmon Farmer, Reno, 2009-10
1080 - Carlos Powell, Dakota, 2008-09
1063 - Sean Banks, Los Angeles, 2006-07
1057 - Erik Daniels, Erie, 2008-09

FIELD GOALS MADE
440 - Will Conroy, Albuquerque, 2008-09
432 - Erik Daniels, Erie, 2008-09
408 - Donell Taylor, Erie & Idaho, 2009-10
381 - Marcus Williams, Austin, 2008-09
373 - Carlos Powell, Dakota, 2007-08

FIELS GOALS ATTEMPTED
929 - Erik Daniels, Erie, 2008-09
915 - Will Conroy, Albuquerque, 2008-09

851 - Marcus Williams, Austin, 2008-09
844 - Donell Taylor, Erie & Austin, 2009-10
829 - Desmon Farmer, Reno, 2009-10

FREE THROWS MADE
323 - Will Conroy, Albuquerque, 2008-09
323 - Morris Almond, Springfield & Maine, 2009-10
295 - Desmon Farmer, Reno, 2009-10
293 - Dwayne Jones, Austin, 2009-10
289 - Carlos Powell, Dakota, 2007-08

FREE THROWS ATEMPTED
460 - Will Conroy, Albuquerque, 2008-09
439 - Dwayne Jones, Austin, 2009-10
298 - Morris Almond, Springfield & Maine, 2009-10
374 - Carlos Powell, Dakota, 2007-08
373 - Sean Banks, Los Angeles, 2007-08

3-POINT FIELD GOALS MADE
143 - Blake Ahearn, Austin/Dakota, 2008-09
138 - Desmon Farmer, Reno, 2009-10
133 - Ernest Scott, Rio Grande Valley, 2009-10
122 - Frank Williams, Sioux Falls, 2006-07
119 - Von Wafer, Colorado, 2006-07

3-POINT FIELD GOALS ATTEMPTED
360 - Frank Williams, Sioux Falls, 2008-09
257 - Desmon Farmer, Reno, 2009-10
332 - Blake Ahearn, Austin & Dakota, 2008-09
328 - Frank Wliliams, Sioux Falls, 2006-07
321 - Ernest Scott, Rio Grande Valley, 2009-10

REBOUNDS
771 - Dwayne Jones, Austin, 2009-10
591 - Rod Benson, Dakota, 2007-08
556 - Rodney Bias, Huntsville, 2004-05
525 - Richard Hendrix, Bakersfield/Dakota, 2008-09
499 - Erik Daniels, Erie, 2008-09

ASSISTS
546 - Curtis Stinson, Iowa, 2009-10
508 - Walker Russell, Fort Wayne, 2008-09
488 - Randy Livingston, Idaho, 2006-07
451 - Randy Livingston, Idaho, 2007-08
447 - Will Conroy, Tulsa, 2006-07

STEALS
144 - Dominique Coleman, Colorado, 2008-09
139 - Fred House, North Charleston, 2001-02
131 - Orien Greene, Utah, 2009-10
120 - Carl Elliott, Sioux Falls & Fort Wayne, 2008-09
118 - Jeff Myers, Greenville, 2001-02

BLOCKS
166 - Kurt Looby, Rio Grande Valley & Albuquerque & Maine, 2009-10
162 - Greg Stiemsma, Sioux Falls, 2009-10
137 - Keith Closs, Tulsa, 2007-08
127 - Kurt Looby, Rio Grande Valley, 2008-09
121 - Cezary Trybanski, Tulsa, 2006-07

SINGLE-GAME TEAM BESTS

POINTS
165 - Idaho vs. Rio Grande Valley, 3/31/10
155 - Colorado vs. Albuquerque, 4/8/09
153 - Rio Grande Valley at Idaho, 3/31/10
147 - Colorado vs. Rio Grande Valley, 3/10/09
146 - Rio Grande Valley vs. Bakersfield, 2/28/10

FIELD GOALS MADE
60 -Colorado vs. Albuquerque, 4/8/09
58 - Colorado vs. Rio Grande Valley, 3/10/09
58 - Fort Worth vs. Austin, 4/7/07
57 - Rio Grande Valley vs. Idaho, 3/31/10
57 - Sioux Falls vs. Colorado, 3/31/07

FIELD GOALS ATTEMPTED
114 - Iowa vs. Dakota, 1/28/09
113 - Utah vs. Los Angeles, 12/15/07
112 - Iowa vs. Fort Wayne, 12/29/09
111 - Colorado at Reno, 4/11/09
111 - Idaho vs. Rio Grande Valley, 3/31/10

FREE THROWS MADE
53 - Roanoke vs. Albuqueruqe, 12/31/05
47 - Idaho vs. Rio Grande Valley, 3/31/10
45 - Anaheim vs. Albuquerque, 1/6/07
45 - Roanoke vs. Huntsville 3/12/04
45 - Roanoke at Fayetteville, 3/3/06

FREE THROWS ATTEMPTED
63 - Roanoke vs. Albuquerque, 12/31/05
62 - Roanoke at Fayetteville, 1/6/06
61 - Tulsa at Arkansas, 1/13/06
60 - Roanoke at Arkansas, 3/12/06
58 - Colorado vs. Rio Grande Valley, 2/19/08

3-POINT FIELD GOALS MADE
21 - Greenville vs. Asheville 3/22/03
17 - Idaho vs. Maine, 1/27/2010
16 - Fort Worth vs. Dakota, 1/25/07
16 - Tulsa vs. Fort Worth, 3/30/07
16 - Albuquerque at Utah, 12/28/07
16 - Sioux Falls at Fort Wayne, 3/6/08
16 - Bakersfield @ Iowa, 12/31/08
16 - Colorado vs. Iowa, 2/17/09
16 - Colorado vs. Tulsa, 3/18/09
16 - Reno vs. Iowa, 3/26/09
16 - Idaho vs. Dakota, 12/5/09
16 - Maine at Erie, 12/12/09
16 - Iowa vs. Fort Wayne, 12/28/09
16 - Rio Grande Valley at Bakersfield, 3/15/10

3-POINT FIELD GOALS ATTEMPTED
46 - Tulsa at Roanoke, 4/2/06
41 - Idaho vs. Maine, 1/27/10
39 - Greenville vs. xxx, 3/22/03
36 - Colorado vs. Tulsa, 3/29/08
36 - Idaho at Los Angeles, 12/13/09
36 - Iowa vs. Fort Wayne, 12/29/09

REBOUNDS
71 - Idaho vs. Rio Grande Valley, 3/14/09
69 - Huntsville at Charleston, 1/23/04
67 - Albuquerque at Bakersfield, 3/18/07
67 - Roanoke vs. Fayetteville, 3/20/05
66 - Idaho at Reno, 2/22/09

ASSISTS
42 - Bakersfield vs. Utah, 12/6/08
41 - Colorado at Arkansas, 3/17/07
41 - Sioux Falls at Bakersfield, 4/2/10
40 - Reno vs. Iowa, 3/26/09
39 - Arkansas vs. Fort Worth 2/11/07
39 - Colorado at Rio Grande Valley, 1/14/09
39 - Florida vs. Roanoke, 3/5/05

STEALS
23 - Charleston vs. Fayetteville 2/14/04
23 - Colorado vs. Dakota, 3/21/09
22 - Maine vs. Springfield, 1/31/10
21 - Iowa vs. Albuquerque, 1/17/10
20 - Albuquerque vs. Arkansas, 3/2/07
20 - Arkansas vs. Tulsa, 12/22/06
20 - Arkansas vs. Roanoke, 12/9/09
20 - Bakersfield vs. Austin, 1/17/07
20 - Charleston vs. Roanoke 2/19/04
20 - Iowa vs. Dakota, 12/11/09

BLOCKS
20 - Fort Worth vs. Fayetteville, 2/19/06
20 - Iowa vs. Sioux Falls, 12/14/07
17 - Colorado vs. Tulsa, 1/2/09
17 - Huntsville vs. Charleston 12/28/03
17 - Tulsa at Colorado, 3/1/08

SINGLE-SEASON TEAM BESTS

POINTS
5946 - Colorado, 2008-09
5622 - Colorado, 2006-07
5617 - Idaho, 2009-10
5507 - Rio Grande Valley, 2009-10
5466 - Colorado, 2007-08
5466 - Iowa, 2008-09

FIELD GOALS MADE
2193 - Colorado, 2008-09
2119 - Asheville, 2006-07
2082 - Idaho, 2009-10
2044 - Rio Grande Valley, 2008-09
2038 - Rio Grande Valley, 2009-10

FIELD GOALS ATTEMPTED
4584 - Colorado, 2008-09
4525 - Idaho, 2009-10
4459 - Rio Grande Valley, 2008-09
4372 - Sioux Falls, 2007-08
4352 - Colorado, 2006-07
4352 - Fort Worth, 2006-07

FREE THROWS MADE
1409 - Roanoke, 2005-06
1268 - Colorado, 2007-08
1253 - Dakota, 2007-08
1220 - Utah, 2008-09
1198 - Dakota, 200-910

FREE THROWS ATTEMPTED
1912 - Roanoke, 2005-06
1666 - Colorado, 2007-08
1632 - Dakota, 2007-08
1632 - Roanoke, 2004-05
1626 - Austin, 2009-10

3-POINT FIELD GOALS MADE
456 - Colorado, 2007-08
453 - Colorado, 2008-09
450 - Fort Wayne, 2009-10
449 - Idaho, 2009-10
437 - Rio Grande Valley, 2009-10

3-POINT FIELD GOALS ATTEMPTED
1236 - Colorado, 2008-09
1230 - Idaho, 2009-10
1193 - Colorado, 2007-08
1175 - Rio Grande Valley, 2009-10
1167 - Sioux Falls, 2008-09

REBOUNDS
2384 - Idaho, 2009-10
2347 - Colorado, 2008-09
2315 - Idaho, 2008-09
2287 - Dakota, 2006-07
2270 - Colorado, 2006-07

ASSISTS
1293 - Colorado, 2008-09
1251 - Idaho, 2006-07
1222 - Rio Grande Valley, 200-910
1210 - Idaho, 2007-08
1164 - Bakersfield, 2006-07
1164 - Reno, 2009-10

STEALS
589 - Colorado, 2008-09
558 - Iowa, 2009-10
519 - Albuquerque, 2008-09
508 - Utah, 2009-10
502 - Arkansas, 2006-07

BLOCKS
369 - Los Angeles, 2007-08
315 - Maine, 2009-10
313 - Colorado, 2008-09
303 - Sioux Falls, 2009-10
300 - Asheville Altitude, 2001-02

ALL-TIME REGULAR SEASON RECORDS

TEAM	W	L	PCT.
Idaho	125	75	.625
Colorado	91	59	.606
Dakota	118	82	.590
Charleston	89	63	.586
Fort Worth	57	41	.582
Iowa	87	63	.580
Sioux Falls	115	85	.575
Austin	139	109	.560
Utah	84	66	.560
Greenville	58	48	.547
Maine	27	23	.540
Reno	53	47	.530
Mobile	56	50	.528
Asheville	104	96	.520
Columbus	102	98	.510
Rio Grande Valley	76	74	.506
Huntsville	99	101	.495
Erie	48	52	.480
Albuquerque	114	134	.460
Tulsa	113	135	.456
Roanoke	115	133	.450
Los Angeles	90	110	.450
Florida	42	54	.438
Fayetteville	107	141	.431
Arkansas	40	58	.408
Anaheim	61	89	.407
Fort Wayne	58	92	.387
Bakersfield	73	127	.365
Springfield	7	43	.140

INDIVIDUAL PLAYER CAREER RECORDS

GAMES PLAYED, REGULAR SEASON (MIN. 140)

PLAYER	GAMES	TEAM(S)	YEAR(S)
1. Billy Thomas	196	Colorado, Maine, Greenville	01-02 - 02-03, 07-08 - 09-10
2. Kevin Lyde	194	Greenville, Columbus, Fayetteville, Dakota	02-03 - 03-04, 05-06 - 07-08
3. Marcus Campbell	188	Idaho, Anaheim, Springfield, Arkansas, Austin	05-06 - 09-10
4. Rod Benson	186	Dakota, Reno, Austin	06-07 - 09-10
5. Brian Jackson	179	Arkansas, Utah	05-06 - 08-09
5. Will Conroy	179	Tulsa, Albuquerque, RiO Grande Valley	05-06 - 09-10
7. Maurice Baker	171	Dakota	06-07 - 09-10
8. Jackie Manuel	167	Los Angeles, Iowa, Erie	06-07 - 09-10
9. Damone Brown	163	Charleston, Reno, Huntsville, Sioux Falls, N. Charleston	02-03 - 04-05, 06-07 - 08-09
10. Desmon Farmer	160	Rio Grande Valley, Reno, Tulsa	05-06 - 09-10
11. George Williams	159	Bakersfield, Roanoke, Fayetteville	02-03 - 04-05, 07-08
11. Mike King	159	Roanoke, Fayetteville	02-03 - 05-06
13. Lance Allred	156	Idaho	06-07 - 09-10
14. Cheyne Gadson	155	Dakota, Huntsville, Los Angeles, Austin, Tulsa, Albuquerque	03-04, 06-07 - 09-10
15. Omar Cook	153	Fayetteville	01-02 - 04-05
16. Scott Merritt	152	Columbus, Austin, Tulsa	04-05 - 07-08
17. Curtis Stinson	150	Dakota, Iowa, Fort Worth, Austin, Utah	06-07 - 09-10
17. Cezary Trybanski	150	Reno, Tulsa	05-06 - 06-07, 08-09 -09-10
19. Dontell Jefferson	149	Dakota, Utah	06-07 - 09-10
20. Andre Ingram	148	Utah	07-08 - 09-10
21. Jeff Myers	145	Columbus, Greenville	01-02 - 04-05
21. Majic Dorsey	145	Anaheim, Reno, Fort Worth, Albuquerque, Austin	05-06 - 09-10
21. Squeaky Johnson	145	Austin	07-08 - 09-10
24. Roderick Riley	144	Colorado, Bakesfield, Fayetteville, Austin	05-06 - 09-10
25. Jeff Trepagnier	141	Bakersfield, Asheville, Rio grande Valley, Iowa	02-03, 08-09 - 09-10

POINTS SCORED, REGULAR SEASON (MIN. 1,800)

PLAYER	POINTS	TEAM(S)	YEAR(S)
1. Desmon Farmer	3380	Rio Grande Valley, Reno, Tulsa	05-06 - 07-08, 09-10
2. Will Conroy	3239	Rio Grande Valley, Tulsa, Albuquerque	05-06 - 09-10
3. Billy Thomas	2722	Colorado, Maine, Greenville	01-02 -02-03, 07-08 - 09-10
4. Blake Ahearn	2400	Bakesfield, Dakota, Erie, Austin	07-08 - 09-10
5. Damone Brown	2375	Charleston, Reno, Huntsville, Sioux Falls, N. Charleston	02-03 -05-06, 06-07 -08-09
6. Tierre Brown	2269	Charleston, Anaheim, N. Charleston, Albuquerque	02-03 - 03-04, 05-06, 08-09
7. Morris Almond	2239	Maine, Springfield, Utah	07-08 -09-10
8. Dontell Jefferson	2207	Dakota, Utah	06-07 - 09-10
9. Maurice Baker	2205	Dakota	06-07 - 09-10
10. Rod Benson	2196	Dakota, Reno, Austin	06-07 - 09-10
11. Lance Allred	2137	Idaho	06-07 - 09-10
12. Renaldo Major	2131	Dakota	06-07, 08-09 - 09-10
13. Curtis Stinson	2110	Dakota, Iowa, Fort Wayne, Austin, Utah	06-07 - 09-10
14. Ron Howard	2018	Fort Wayne	07-08 - 09-10
15. Kevin Lyde	1994	Dakota, Columbus, Greenville, Fayetteville	02-03 - 03-04, 05-06 - 07-08
16. Marcus Campbell	1956	Idaho, Anaheim, Springfield, Arkansas Austin	05-06 - 09-10
17. Ime Udoka	1953	Charleston, North Charleston, Fort Worth	02-03 - 03-04, 05-06
18. Jeff Trepagnier	1923	Bakersfield, Asheville, Rio Grande Valley Iowa	02-03, 08-09 - 09-10
19. Marcus Williams	1921	Austin	07-08 - 09-10
20. Mateen Cleaves	1908	Bakersfield, Huntsville, Fayetteville	03-04, 05-06 - 08-09
21. David Bailey	1869	Sioux Falls, Fort Wayne	07-08 - 09-10
22. Sean Banks	1864	Anaheim, Los Angeles ,Tulsa	05-06 - 07-08
23. Andre Barrett	1854	Florida, Idaho, Bakersfield, Austin	05-06, 07-08, 09-10
24. Erik Daniels	1853	Erie, Fayetteville	05-06, 08-09
25. Sedric Webber	1837	N. hcarleston, Columbus	01-02 - 03-04
26. Antonio Meeking	1835	Asheville, Reno, Sioux Falls, Albuquerque	03-04 - 04-05, 06-07, 08-09
27. Carlos Powell	1810	Dakota, Albuquerque	07-08, 09-10

MINUTES PLAYED, REGULAR SEASON (MIN. 3,800)

PLAYER	MINUTES	TEAM(S)	YEAR(S)
1. Will Conroy	6907	Rio Grande Valley, Tulsa, Albuquerque	05-06 - 09-10
2. Billy Thomas	6261	Maine, Greenville, Colorado	01-02 - 02-03, 07-08 - 09-10
3. Maurice Baker	5804	Dakota	06-07 - 09-10
4. Curtis Stinson	5768	Dakota, Fort Worth, Austin, Iowa, Utah	06-07 - 09-10
5. Jackie Manuel	5707	Los Angeles, Iowa, Erie	06-07 - 09-10
6. Desmon Farmer	5692	Rio Grande Valley, Reno, Tulsa	05-06 - 07-08, 09-10
7. Rod Benson	5135	Austin, Dakota, Reno	06-07 - 09-10
8. Kevin Lyde	5088	Greenville, Columbus, Fayetteville, Dakota	02-03 - 03-04, 05-06 - 07-08
9. Damone Brown	5087	N. Charleston, Charleston, Huntsville, Sioux Falls, Reno	02-03 - 08-09
10. Omar Cook	4862	Fayetteville	01-02 - 04-05
11. Dontell Jefferson	4848	Dakota, Utah	06-07 - 09-10
12. Brian Jackson	4836	Arkansas, Utah	05-06 - 09-10
13. Renaldo Major	4489	Dakota	06-07, 08-09 - 09-10
14. David Bailey	4439	Sioux Falls, Fort Wayne	07-08 - 09-10
15. Derrick Zimmerman	4332	Columbus, Austin	03-04 - 05-06
16. Lance Allred	4316	Idaho	06-07 0 09-10
17. Tierre Brown	4308	N. Charleston, Charleston, Albuquerque, Anaheim	02-03 - 03-04, 05-06, 08-09
18. Cheyne Gadson	4195	Dakota, Huntsville, Los Angeles, Tulsa Albuquerque	03-04, 06-07 - 09-10
19. Mateen Cleaves	4150	Huntsville, Fayetteville, Bakersfield	06-07 - 08-09
20. Blake Ahearn	4144	Bakersfield, Dakota, Erie, Austin	07-08 - 09-10
21. Ron Howard	4113	Fort Wayne	07-08 - 09-10
22. Marcus Campbell	4085	Idaho, Anaheim, Springfield, Arkansas Austin	05-06 - 09-10
23. Dwayne Jones	3932	Florida, Idaho, Iowa, Albuquerque, Austin	05-06 - 06-07, 08-09 -09-10
24. Eddie Gill	3893	Asheville, Colorado	02-03, 07-08 - 08-09
25. Ime Udoka	3888	N. charleston, Charleston, Fort Worth	02-03 - 03-04, 05-06
26. Michael Joiner	3822	Sioux Falls, Austin	07-08 - 09-10
27. Scott Merritt	3810	Columbus, Austin, Tulsa	04-05 - 07-08

FIELD GOALS MADE, REGULAR SEASON (MIN. 700)

PLAYER	FGM	TEAM(S)	YEAR(S)
1. Will Conroy	1116	Rio Grande Valley, Tulsa, Albuquerque	05-06 - 09-10
2. Desmon Farmer	1111	Reno, Tulsa, Rio Grande Valley	05-06 - 07-08, 09-10
3. Billy Thomas	971	Maine, Greenville, Colorado	01-02 - 02-03, 07-08 - 09-10
4. Damone Brown	879	N. Charleston, Charleston, Huntsville, Sioux Falls, Reno	02-03 - 08-09
5. Lance Allred	861	Idaho	06-07 - 09-10
6. Rod Benson	856	Dakota, Reno, Austin	06-07 - 09-10
7. Curtis Stinson	851	Dakota, Iowa, Fort Worth, Austin, Utah	06-07 - 09-10
8. Kevin Lyde	850	Greenville, Columbus, Fayetteville, Dakota	02-03 - 03-04, 05-06 - 07-08
9. Tierre Brown	849	N. Charleston, Charleston, Albuquerque, Anaheim	02-03 - 03-04, 05-06, 08-09
9. Marcus Campbell	849	Idaho, Anaheim, Springfield, Arkansas Austin	03-04 - 04-05, 06-07, 09-10
11. Marucie Baker	823	Dakota	06-07 - 09-10
12. Erik Daniels	760	Fayetteville, Erie	05-06, 08-09
13. Morris Almond	732	Maine, Springfield, Utah	07-08 - 09-10
13. Ron Howard	732	Fort Wayne	07-08 - 09-10
15. Marcus Williams	724	Austin	07-08 - 09-10
16. Renaldo Major	722	Dakota	06-07, 08-09 - 09-10
17. Blake Ahearn	719	Bakersfield, Dakota, Erie, Austin	07-08 - 09-10
18. Dontell Jefferson	718	Dakota, Utah	06-07 - 09-10
19. Jackie Manuel	712	Los Angeles, Iowa, Erie	06-07 - 09-10
20. Andre Barrett	700	Florida, Idaho, Bakersfield, Austin	05-06, 07-08, 09-10

FIELD GOALS ATTEMPTED, REGULAR SEASON (MIN. 1,400)

PLAYER	FGA	TEAM(S)	YEAR(S)
1. Desmon Farmer	2438	Rio Grande Valley, Reno, Tulsa	05-06 - 07-08, 09-10
2. Will Conroy	2323	Rio Grande Valley, Tulsa, Albuquerque	05-06 - 09-10
3. Billy Thomas	2261	Colorado, Maine, Greenville	01-02 - 02-03, 07-08- -09-10
4. Damone Brown	2009	Charleston, Reno, Huntsville, Sioux Falls, N. Charleston	02-03 - 04-05, 06-07 -08-09
5. Curtis Stinson	1911	Dakota, Iowa, Fort Wayne, Austin, Utah	06-07 - 09-10
6. Maurice Baker	1878	Dakota	06-07 - 09-10
7. Tierre Brown	1855	Charleston, Anaheim, N. Charleston Albuquerque	02-03 - 03-04, 05-06, 08-09
8. Lance Allred	1703	Idaho	06-07 - 09-10

9. Dontell Jefferson	1656	Dakota, Utah	06-07 - 09-10
10. Rod Benson	1628	Dakota, Reno, Austin	06-07 - 09-10
11. Kevin Lyde	1613	Dakota, Columbus, Greenville, Fayetteville	02-03 - 04-05, 05-06 - 0708
12. Blake Ahearn	1611	Bakesfield, Dakota, Erie, Austin	07-08 - 09-10
13. Erik Daniels	1599	Erie, Fayetteville	05-06, 08-09
14. Marcus Campbell	1595	Idaho, Anaheim, Springfield, Arkansas, Austin	05-06 - 09-10
15. Jackie Manuel	1588	Los Angeles, Iowa, Erie	06-07 - 09-10
16. Jeff Trepagnier	1573	Bakesfield, Asheville, Rio Grande Valley Austin	02-03, 08-09 - 09-10
17. Ime Udoka	1534	Charleston, N. Charleston, Fort Wayne	02-03 - 04-05, 05-06
18. Morris Almond	1521	Maine, Springfield, Utah	07-08 - 09-10
19. Sedric Webber	1509	N. Charleston, Columbus	01-02 - 03-04
20. Cheyne Gadons	1507	Dakota, Huntsville, Los Angeles, Austin, Tulsa, Albuquerque	03-04, 06-07 - 09-10
21. Marcus Williams	1499	Austin	07-08 - 09-10
22. Antonio Meeking	1483	Asheville, Reno, Sioux Falls, Albuquerque	03-04 - 04-05, 06-07, 08-09
23. Ron Howard	1482	Fort Wayne	07-08 - 09-10
24. David Bailey	1478	Fort Wayne, Sioux Falls	07-08 - 09-10
25. Omar Cook	1455	Fayetteville	01-02 - 04-05
26. Andre Barrett	1452	Florida, Idaho, Bakesfield, Austin	05-06, 07-08, 09-10
27. Mateen Cleaves	1434	Bakersfield, Huntsville, Fayetteville	03-04, 05-06 - 08-09
28. Renaldo Major	1409	Dakota	06-07, 08-09 - 09-10

3-POINT FIELD GOALS MADE, REGULAR SEASON (MIN. 140)

PLAYER	3GM	TEAM(S)	YEAR(S)
1. Desmon Farmer	411	Tulsa, Rio Grande Valley, Reno	05-06 - 07-08, 09-10
2. Billy Thomas	379	Colorado, Maine, Greenville	01-02 - 02-03, 07-08 - 09-10
3. Blake Ahearn	327	Bakersfield, Dakota, Erie Austin	07-08 - 09-10
4. Ernest Scott	277	Idaho, Rio Grande Valley	07-08 - 09-10
5. Frank Williams	239	Sioux Falls	06-07, 08-09
6. Jeff Trepagnier	228	Asheville, Bakersfield, Rio Grande Valley Iowa	02-03, 09-10
7. Andre Ingram	227	Utah	07-08 - 09-10
8. Will Conroy	225	Rio Grande Valley, Tulsa, Albuquerque	05-06 - 09-10
9. Moses Ehambe	220	Tulsa	08-09 - 09-10
10. David Bell	213	Dakota	07-08 - 09-10
11. Brian Chase	206	Los Angeles, Roanoke	05-06 - 07-08
12. Roberto Bergersen	194	Idaho	07-08 - 09-10
13. Clay Tucker	190	Arkansas	05-06 - 06-07
14. Kevin Kruger	182	Utah	07-08 - 09-10
15. David Bailey	178	Sioux Falls, Fort Wayne	07-08 - 09-10
16. Michael Joiner	160	Sioux Falls, Austin	07-08 - 09-10
16. Kevin Pittsnogle	160	Albuquerque, Austin	07-08, 09-10
18. Elton Nesbitt	160	Sioux Falls	06-07 - 08-09
19. Lonnie Harrell	155	Huntsville, Columbus	01-02 - 03-04
20. Antoine Agudio	147	Albuquerque	08-09 - 09-10
20. Oliver Lafayette	147	Fort Wayne, Erie	08-09 - 09-10
20. Kevin Burleson	147	Fort Worth, Idaho	06-07, 08-09
21. Morris Almond	145	Maine, Springfield, Utah	07-08 - 09-10
22. Kaniel Dickens	144	Fayetteville, Mobile, Columbus	01-02, 05-06, 07-08
23. Tony Bobbitt	142	Colorado, Bakesfield, Maine, Springfield	06-07 - 07-08, 09-10
23. Russell Robinson	142	Reno, Maine	08-09 - 09-10
25. Randy Livingston	141	Idaho	06-07 - 07-08
25. Ricky Sanchez	141	Idaho	06-07 - 07-08

3-POINT FIELD GOAL ATTEMPTS, REGULAR SEASON, (MIN. 375)

PLAYER	3GA	TEAM(S)	YEAR(S)
1. Desmon farmer	1034	Tulsa, Rio Grande Valley, Reno	05-06 - 07-08, 09-10
2. Billy Thomas	1019	Colorado, Maine, Greenville	01-02 - 02-03, 07-08 - 09-10
3. Blake Ahearn	788	Bakerfield, Dakota, Erie, Austin	07-08 - 09-10
4. Ernest Scott	704	Idaho, Rio Grande Valley	07-08 - 09-10
5. Frank Williams	688	Sioux Falls	06-07, 08-09
6. Jeff Trepagnier	646	Bakersfield, Asheville, Rio Grande Valley Iowa	02-03, 08-09 - 09-10
7. Will Conroy	631	Rio Grande Valley, Tulsa, Albuquerque	05-06 - 09-10
8. Andre Ingram	521	Utah	07-08 - 09-10
9. Brian Chase	512	Los Angeles, Roanoke	05-06 - 07-08
10. Clay Tucker	504	Arkansas	05-06 - 06-07
11. Moses Ehambe	503	Tulsa	08-09 - 09-10
12. David Bell	501	Dakota	07-08 - 09-10
13. Roberto Bergersen	498	Idaho	07-08 - 09-10
14. Daivd Bailey	477	Fort Wayne, Sioux Falls	07-08 - 09-10

15. Michael Joiner	460	Sioux Falls, Austin	07-08 - 09-10
16. Kevin Pittsnogle	443	Albuquerque, Austin	07-08, 09-10
17. Lonnie Harrell	440	Huntsville, Columbus	01-02 - 03-04
18. Roderick Wilmont	435	Fort Wayne	07-08, 09-10
19. Randy Livingston	428	Idaho	06-07 - 07-08
20. Kevin Kruger	425	Utah	07-08 - 09-10
21. Elton Nesbitt	419	Sioux Falls	06-07 - 07-08
22. Oliver Lafayette	410	Fort Wayne, Erie	08-09 - 09-10
22. Maurice Baker	410	Dakota	06-07 - 09-10
24. Morris Almond	388	Maine, Springfield, Utah	07-08 - 09-10
24. Eddie Gill	388	Colorado, Asheville	02-03, 07-08 - 08-09
25. Russell Robinson	383	Reno, Maine	08-09 - 09-10
26. Jawad Williams	381	Rio Grande Valley, Anaheim, Fayetteville	05-06 - 06-07, 08-09
27. Sean Banks	379	Anaheim, Los Angeles, Tulsa	05-06 - 07-08
28. Joe Crawford	376	Los Angeles	08-09 - 09-10
29. Kaniel Dickens	375	Colorado, Fayetteville, Mobile	01-02, 05-06, 07-08

FREE THROWS MADE, REGULAR SEASON (MIN. 400)

PLAYER	FTM	TEAM(S)	YEAR(S)
1. Will Conroy	782	Rio Grande Valley, Tulsa, Albuquerque	05-06 - 09-10
2. Desmon Farmer	747	Rio Grande Valley, Reno, Tulsa	05-06 - 07-08, 09-10
3. Dontell Jefferson	657	Dakota, Utah	06-07 - 09-10
4 Renaldo Major	639	Dakota	06-07, 09-10
5. Blake Ahearn	635	Bakersfield, Dakota, Erie, Austin	07-08 - 09-10
6. Morris Almond	630	Maine, Springfield, Utah	07-08 - 09-10
7. Eddie Gill	586	Asheville, Colorado	02-03, 07-08 - 08-09
8. Dwayne Jones	529	Florida, Idaho, Iowa, Albuquerque, Austin	05-06 - 05-07, 08-09 - 09-10
9. Tierre Brown	516	N. Charleston, Charleston, Albuquerque Anaheim	02-03-03-04, 05-06, 08-09
10. Carlos Powell	514	Dakota, Albuquerque	07-08, 09-10
10. Damone Brown	514	N. Charleston, Charleston, Huntsville Sioux Falls, Reno	02-03 - 04-05, 06-07 - 08-09
12. Terrence Shannon	513	Asheville, Roanoke	02-03 - 04-05
13. Ron Howard	512	Fort Wayne	07-08 - 09-10
14. Sean Banks	511	Anaheim, Los Angeles, Tulsa	05-06 - 07-08
15. Brian Jackson	504	Arkansas, Utah	05-06 - 09-10
16. Rod Benson	484	Dakota, Reno, Austin	06-07 - 09-10
17. Antonio Meeking	470	Asheville, Sioux Falls, Albuquerque, Reno	03-04 - 04-05, 06-07, 08-09
18. Ime Udoka	453	N. Charleston, Charleston, Fort Worth	02-03 - 03-04, 05-06
19. Elton Brown	447	Florida, Colorado	05-06 - 07-08
20. Dwayne Mitchell	444	Iowa, Los Angeles	07-08 - 08-09
21. Isiah Victor	442	Roanoke	04-05 - 05-06
22. Mateen Cleaves	437	Huntsville, Fayetteville, Bakersfield	03-04, 05-06 - 08-09
23. David Bailey	425	Sioux Falls, Fort Wayne	07-08 - 09-10
24. Sedric Webber	420	N. Charleston, Columbus	01-02 - 03-04
24. Maurice Baker	420	Dakota	06-07 - 09-10
26. Lance Allred	413	Idaho	06-07 - 09-10
27. Billy Thomas	401	Colorado, Maine, Greenville	01-02 - 02-03, 07-08 - 09-10
27. Nate Johnson	401	Columbus	01-02 - 02-03

FREE THROW ATTEMPTS, REGULAR SESAON (MIN. 500)

PLAYER	FTA	TEAM(S)	YEAR(S)
1. Will Conroy	1100	Rio Grande Valley, Tulsa, Albuquerque	05-06 - 09-10
2. Desmon Farmer	941	Rio Grande Valley, Reno, Tulsa	05-06 - 07-08, 09-10
3. Dontell Jefferson	825	Dakota, Utah	06-07 - 09-10
4. Dwayne Jones	800	Florida, Idaho, Iowa, Albuquerque, Austin	05-06 - 06-07, 08-09 - 09-10
5. Renaldo Major	771	Dakota	06-07, 08-09 - 09-10
6. Morris Almond	769	Maine, Springfield, Utah	07-08 - 09-10
7. Rod Benson	755	Dakota, Reno, Austin	06-07 - 09-10
8. Terrence Shannon	732	Asheville, Roanoke	02-03 - 04-05
9. Eddie Gill	701	Colorado, Asheville	02-03, 07-08 - 08-09
10. Damone Brown	698	Charleston, Reno, Huntsville, Sioux Falls N. Charleston	02-03 - 04-05, 06-07 - 08-09
11. Antonio Meeking	694	Asheville, Reno, Sioux Falls, Albuquerque	03-04 - 04-05, 06-07, 08-09
12. Elton Brown	683	Florida, Colorado	05-06 - 07-08
13. Carlos Powell	666	Dakota, Albuquerque	07-08, 09-10
14. Blake Ahearn	665	Bakersfield, Dakota, Erie, Austin	07-08 - 09-10
15. Dwayne Mitchell	663	Iowa, Los Angeles	07-08 - 08-09
16. Sean Banks	662	Anaheim, Los Angeles, Tulsa	05-06 - 07-08
17. Ron Howard	656	Fort Wayne	07-08 - 09-10
18. Brian Jackson	634	Arkansas, Utah	05-06 - 09-10

19. Tierre Brown	625	Charleston, Anaheim, N. Charleston, Albuquerque	02-03 - 03-04, 05-06, 08-09
20. Ime Udoka	624	Charleston, N. Charleston, Fort Worth	02-03 - 03-04, 05-06
21. Isiah Victor	587	Roanoke	04-05 - 05-06
22. Mateen Cleaves	563	Bakersfield, Huntsville, Fayetteville	03-04, 05-06 - 08-09
23. Jackie Manuel	560	Los Angeles, Iowa, Erie	06-07 - 09-10
24. Lance Allred	544	Idaho	06-07 - 09-10
25. Sedric Webber	536	N. Charleston, Columbus	01-02 - 03-04
26. Gabe Muoneke	535	Rio Grande Valley, Columbus, Roanoke	01-02 - 02-03, 07-08
27. Nate Johnson	534	Columbus	01-02 - 02-03
28. Roderick Riley	528	Columbus, Bakersfield, Fayetteville, Austin	05-06 - 07-08, 09-10
28. David Bailey	528	Sioux Falls, Fort Wayne	07-08 - 09-10
30. Kevin Lyde	513	Dakota, Columbus, Greenville, Fayetteville	02-03 - 03-04, 05-06 - 07-08

TOTAL REBOUNDS, REGULAR SEASON (MIN. 700)

PLAYER	REB	TEAM(S)	YEAR(S)
1. Rod Benson	1655	Austin, Dakota, Reno	06-07 - 09-10
2. Dwayne Jones	1505	Florida, Albuquerque, Austin, Idaho, Iowa	05-06 - 06-07, 08-09 - 09-10
3. Marcus Campbell	1343	Idaho, Anaheim, Springfield, Akransas, Austin	05-06 - 09-10
4. Lance Allred	1309	Idaho	06-07 - 09-10
5. Rodney Bias	1282	Huntsville	02-03 - 04-05
6. Kevin Lyde	1271	Greenville, Columbus, Fayetteville, Dakota	02-03 - 3-04, 05-06 - 07-08
7. Damone Brown	988	N. Charleston, Charleston, Huntsville Soiux Falls, Reno	02-03 - 04-05, 06-07 - 08-09
8. Maurice Baker	979	Dakota	06-07 - 09-10
9. Brian Jackson	965	Arkansas, Utah	05-06 - 09-10
10. Elton Brown	963	Florida, Colorado	05-06 - 07-08
11. Earl Barron	947	Florida, Huntsville, Los Angeles, Iowa	03-04 - 05-06, 08-09 - 09-10
12. Will Conroy	892	Rio Grande Valley, Tulsa, Albuquerque	05-06 - 09-10
13. Derek Hood	867	Mobille	01-02 - 03-04
14. Erik Daniels	863	Fayetteville, Erie	05-06 , 08-09
15. Antonio Meeking	844	Asheville, Sioux Falls, Albuquerque, Reno	03-04 - 04-05, 06-07, 08-09
15. Hiram Fuller	844	Charleston, Florida	03-04 - 05-06
17. Jackie Manuel	834	Los Angeles, Iowa, Erie	06-07 - 09-10
18. Ime Udoka	841	N. Charleston, Charleston, Fort Worth	02-03 - 03-04, 05-06
19. Scott Merritt	822	Columbus, Austin, Tulsa	04-05 - 07-08
20. Tang Hamilton	819	Columbus, Fayetteville, Tulsa	01-02 - 02-03, 04-05 - 05-06
21. Curtis Stinson	814	Dakota, Iowa, Fort Wayne, Austin, Utah	06-07 - 09-10
22. Roderick Riley	802	Fayetteville, Bakersfield, Colorado, Austin	05-06 - 07-08, 09-10
23. Kurt Looby	800	Rio Grande Valley, Maine, Albuquerque	08-09 - 09-10
24. Nick Lewis	763	Los Angeles, Bakersfield, Iowa	06-07 - 08-09
25. Jamar Smith	718	Austin	05-06 - 06-07
26. Jeff Aubry	706	Fayetteville, Florida	01-02 - 02-03, 04-05
22. Kevin Owens	704	Roanoke	03-04 - 05-06

ASSISTS, REGULAR SESAON (MIN. 450)

PLAYER	AST	TEAM(S)	YEAR(S)
1. Will Conroy	1549	Rio Grande Valley, Tulsa, Albuquerque	05-06 - 09-10
2. Curtis Stinson	1196	Dakota, Fort Worth, Austin, Iowa, Utah	06-07 - 09-10
3. Omar Cook	1135	Fayetteville	01-02 - 04-05
4. Mateen Cleaves	979	Huntsville, Fayetteville, Bakersfield	03-04, 05-06, 07-08 - 08-09
5. Randy Livingston	945	Idaho	06-07 - 07-08
6. Eddie Gill	832	Asheville, Colorado	02-03, 07-08 - 08-09
7. Maurice Baker	829	Dakota	06-07 - 09-10
8. Derrick Zimmerman	799	Columbus, Austin	03-04 - 05-06
9. Tierre Brown	779	N. Charleston, Charleston, Albuquerque Anaheim	02-03 - 03-04, 05-06, 08-09
10. Andre Barrett	763	Florida, Austin, Bakersfield, Idaho	05-06, 07-08, 09-10
11. David Bailey	749	Sioux Falls, Fort Wayne	07-08 - 09-10
12. Dontell Jefferson	712	Dakota, Utah	06-07 - 09-10
13. Karem Reid	673	Asheville, Arkansas	03-04, 05-06
14. Will Blalock	642	Anaheim, Reno, Maine, Sioux Falls	06-07 - 07-08, 09-10
15. Cheyne Gadson	610	Huntsville, Austin, Tulsa, Albuquerque, Los Angeles, Dakota	03-04, 06-07 - 09-10
16. Walker Russell	589	Fort Worth, Fort Wayne	06-07 - 08-09
17. Cory Alexander	573	Roanoke	02-03, 04-05
18. Squeaky Johnson	559	Austin	07-08 - 09-10
19. Desmon Farmer	548	Rio Grande Valley, Reno, Tulsa	05-06 - 07-08, 09-10
20. Blake Ahearn	541	Bakersfield, Dakota, Erie, Austin	07-08 - 09-10
21. Kevin Kruger	529	Utah	07-08 - 09-10
22. Jeff Myers	502	Greenville, Columbus	01-02 - 04-05

23. Billy Thomas	498	Greenville, Colorado	01-02 - 02-03, 07-08 - 08-09
24. Majic Dorsey	475	Anaheim, Reno, Fort Worth, Albuquerque Austin	05-06 - 09-10
25. Cliff Clinkscales	457	Rio Grande Valley, Erie	08-09 - 09-10
26. Oliver Lafayette	450	Fort Wayne, Erie	08-09 - 09-10

STEALS, REGULAR SESAON (MIN. 150)

PLAYER	STL	TEAM(S)	YEAR(S)
1. Billy Thomas	301	Colorado, Maine Greenville	01-02 - 02-03, 07-08 - 09-10
2. Omar Cook	286	Fayetteville	01-02 - 04-05
3. Will Conroy	283	Rio Grande Valley, Tulsa, Albuquerque	05-06 - 09-10
4. Curtis Stinson	268	Dakota, Iowa, Fort Wayne, Austin, Utah	06-07 - 09-10
5. Jeff Trepagnier	264	Asheville, Bakersfield, Rio Grande Valley Iowa	02-03, 09-10
11. Maurice Baker	260	Dakota	06-07 - 09-10
12. Jeff Myers	235	Greenville, Columbus	01-02 - 04-05
13. Dontell Jefferson	234	Dakota, Utah	06-07 - 09-10
14. Derrick Zimmerman	234	Columbus, Austin	03-04 - 05-06
16. Carl Elliott	218	Sioux Falls, Fort Wayne	07-08 - 08-09
17. Jackie Manuel	215	Los Angeles, Iowa, Erie	06-07 - 09-10
18. Ime Udoka	208	N. Charleston, Charleston, Fort Worth	02-03 - 03-04, 05-06
19. Renaldo Major	198	Dakota	06-07, 08-09 - 09-10
19. Russell Robinson	198	Reno, Maine	08-09 - 09-10
21. Tierre Brown	197	N. Charleston, Charleston, Albuquerque Anaheim	02-03 - 03-04, 05-06, 08-09
22. David Bailey	193	Sioux Falls, Fort Wayne	07-08 - 09-10
23. Eddie Gill	190	Asheville, Colorado	02-03, 07-08 - 08-09
24. Rod Benson	179	Dakota, Reno, Austin	06-07 - 09-10
25. Damone Brown	176	N. Charleston, Charleston, Huntsville Sioux Falls, Reno	02-03 - 04-05, 06-07 - 08-09
26. Cory Alexander	168	Roanoke	02-03, 04-05
27. Desmon Farmer	166	Rio Grande Valley, Reno, Tulsa	05-06 - 07-08, 09-10
27. Sedric Webber	166	N. Charleston, Columbus	01-02 - 03-04
29. Squeaky Johnson	163	Austin	07-08 - 09-10
30. Clay Tucker	162	Arkansas	05-06 - 06-07
30. Dominique Coleman	162	Colorado, Maine, Austin	08-09 - 09-10
32. Brian Hamilton	160	Utah	07-08, 09-10
33. Mateen Cleaves	159	Huntsville, Fayetteville, Bakersfield	03-04, 05-06 - 08-09
34. Mike King	155	Roanoke, Fayetteville	02-03 - 05-06
25. Ron Howard	153	Fort Wayne	07-08 - 09-10

BLOCKED SHOTS, REGULAR SESAON (MIN. 130)

PLAYER	BLK	TEAM(S)	YEAR(S)
1. Cezary Trybanski	321	Tulsa, Reno	05-06 - 09-10
2. Kevin Lyde	293	Greenville, Columbus, Fayetteville, Dakota	02-03 - 03-04 , 05-06 - 07-08
2. Kurt Looby	293	Rio Grande Valley, Maine, Albuquerque	08-09 - 09-10
4. Rod Benson	269	Austin, Dakota, Reno	06-07 - 09-10
5. Marcus Campbell	205	Arkansas, Dakota, Anaheim, Idaho, Springfield	05-06 - 09-10
6. Dwayne Jones	192	Florida, Idaho, Iowa, Albuquerque, Austin	05-06 - 06-07, 08-09 - 09-10
7. Jeff Aubry	187	Fayetteville, Florida	01-02 - 02-03, 04-05
8. Lee Scruggs	174	Asheville	01-02 - 02-03
9. Brent Petway	171	Iaho	07-08 - 08-09
10. Hiram Fuller	166	Charleston, Florida	03-04 - 05-06
11. Greg Stiemsma	162	Sioux Falls	09-10
12. Brian Jackson	148	Arkansas, Utah	05-06 - 09-10
13. Ken Johnson	145	Huntsville, Albuquerque	03-04 , 05-06
14. Damone Brown	139	N. Charleston, Charleston, Huntsville Sioux Falls, Reno	02-03 - 04-05, 06-07 - 08-09
13. Keith Closs	137	Tulsa	07-08
13. Rodney Bias	131	Huntsville	02-03 - 04-05
14. Karim Shabazz	130	N. Charleston, Charleston	02-03 - 03-04

POSTSEASON

SINGLE-GAME INDIVIDUAL BESTS

MINUTES PLAYED
53 - Malik Hairston, Austin vs. Idaho, 4/15/09
53 - Marucs Williams, Austin vs. Idaho, 4/15/09
50 - Tony Bobbit, Colorado at Dakota, 4/29/07

POINTS
52 - Darius Rice, Dakota vs. Colorado, 4/29/07
45 - Mike Harris, Rio Grande Valley vs. Reno, 4/13/10
41 - Mike Harris, Rio Grande Valley vs. Austin, 4/19/10

FIELD GOALS MADE
19 - Mike Harris, Rio Grande Valley vs. Reno, 4/13/10
18 - Darius Rice, Dakota vs. Colorado, 4/29/07
15 - Malik Hairston, Austin at Colorado, 4/18/09
15 - Mike Harris, Rio Grande Valley vs. Austin, 4/19/10

FIELD GOALS ATTEMPTED
31 - Marcus Williams, Austin at Colorado, 4/18/09
31 - Mike Harris, Rio Grande Valley vs. Reno, 3/14/10
27 - Kenny Satterfield, Fayetteville vs. Asheville, 4/17/04
27 - Curtis Stinson, Iowa vs. Tulsa, 4/18/10

FREE THROWS MADE
17 - Renaldo Major, Dakota vs. Sioux Falls, 4/21/07
15 - Deron Washington, Tulsa vs. Iowa, 4/20/10
14 - Stephen Graham, Sioux Falls vs. Fort Worth, 4/17/07

FREE THROWS ATTEMPTED
18 - Renaldo Major, Dakota vs. Sioux Falls, 4/21/07
17 - Rod Benson, Reno vs. Rio Grande Valley, 4/10/10
17 - Deron Washington, Tulsa at Iowa, 4/20/10

3-POINT FIELD GOALS MADE
10 - Billy Thomas, Greenville vs. Columbus, 3/29/02
10 - David Bell, Dakota at Iowa, 4/16/09
7 - Frank Williams, Sioux Falls at Dakota, 4/21/07

3-POINT FIELD GOALS ATTEMPTED
17 - Billy Thomas, Greenville vs. Columbus, 3/29/02
15 - Ernest Scott, Rio Grande Valley Vipers vs. Reno, 4/10/10
14 - Kenny Satterfield, Fayetteville vs. Asheville, 4/17/04

REBOUNDS
20 - Rod Benson, Reno vs. Rio Grande Valley, 4/10/10
18 - Rod Benson, Reno at Rio Grande Valley, 4/12/10
17 - Lance Allred, Idaho vs. Colorado, 4/20/07
17 - Dwayne Jones, Austin vs. Idaho, 4/15/09
17 - Curtis Stinson, Iowa at Tulsa, 4/16/10

ASSISTS
15 - Will Conroy, Rio Grande Valley vs. Austin, 4/19/10
12 - Julius Hodge, Albuquerque vs. Colorado, 4/18/07
12 - Marcus Williams, Austin at Colorado, 4/18/09

STEALS
8 - Wendell White, Los Angeles vs. Colorado, 4/15/08
6 - Billy Thomas, Greeville at North Charleston, 4/10/02
6 - Carl Elliott, Sioux Falls at Dakota, 4/15/08

BLOCKS
8 - Greg Stiemsma, Sioux Falls vs. Tulsa, 4/9/10
6 - Neil Edwards, N. Charleston vs. Mobile, 4/6/02
5 - Neil edwards, N. Charleston vs. Mobile, 3/24/02

SINGLE-GAME TEAM BESTS

POINTS
137 - Rio Grande Valley vs. Austin, 4/19/10
135 - Rio Grande Valley vs. Reno, 4/13/10
130 - Colorado vs. Albuquerque, 4/18/07

FIELD GOALS MADE
53 - Rio Grande Valley vs. Reno, 4/13/10
49 - Colorado vs. Albuquerque, 4/18/07
48 - Rio Grande Valley vs. Austin, 4/19/10
48 - Rio Grande Valley vs. Reno, 4/12/10

FIELD GOALS ATTEMPTED
96 - Iowa vs. Tulsa, 4/18/10
86 - Iowa vs. Tulsa, 4/20/10

FREE THROWS MADE
44 - Tulsa at Iowa, 4/20/10
36 - Dakota vs. Sioux Falls, 4/21/07
36 - Reno vs. Rio Grande Valley, 4/10/10

FREE THROWS ATTEMPTED
53 - Reno vs. Rio Grande Valley, 4/10/10
51 - Tulsa at Iowa, 4/20/10
49 - Reno at Rio Grande Valley, 4/13/10

3-POINT FIELD GOALS MADE
16 - Rio Grande Valley vs. Austin, 4/19/10
15 - Austin vs. Rio Grande valley, 4/17/10
15 - Greenville vs. Columbus, 3/29/02

3-POINT FIELD GOALS ATTEMPTED
33 - Rio Grande Valley at Reno, 4/10/10
31 - Austin Toros vs. Rio Grande Valley, 4/17/10
31 - Tulsa 66res vs. Iowa, 4/16/10

REBOUNDS
55 - Utah vs. Iowa, 4/7/10
54 - Colorado vs. Idaho, 4/20/07
54 - Columbus vs. Roanoke, 4/16/05
54 - Idaho at Colorado, 4/20/07
54 - Reno vs. Rio Grande Valley, 4/10/10

ASSISTS
34 - Rio Grande Valley vs. Austin, 4/19/10
34 - Rio Grande Valley at Reno, 4/10/10
31 - Colorado vs. Albuquerque, 4/18/07
31 - Colorado vs. Erie, 4/14/09

STEALS
16 - Rio Grande Valley vs. Reno, 4/12/10
15 - Sioux Falls vs. Tulsa, 4/9/10
14 - Colorado at Los Angeles, 4/15/08
14 - North Charleston vs. Mobile, 3/28/03
14 - Rio Grande Valley at Reno, 4/10/10

BLOCKS
13 - Tulsa at Sioux Falls, 4/9/10
11 - Huntsville vs. Asheville, 4/16/05
11 - Roanoke vs. Fort Worth, 4/15/06

FINALS

SINGLE-GAME INDIVIDUAL BESTS

POINTS
52 - Darius Rice, Dakota vs. Colorado, 4/29/07
37 - Ronald Dupree, Utah vs. Colorado, 4/22/09
30 - Pooh Jeter, Colorado at Dakota, 4/29/07

FIELD GOALS MADE
18 - Darius Rice, Dakota vs. Colorado, 4/29/07
12 - Larry Owens, Tulsa at Rio Grande Valley, 4/27/10
11 - Tony Bobbitt, Colorado at Dakota, 4/29/07
11 - Justin Bowen, Austin vs. Idaho, 4/21/08
11 - Mateen Cleaves, Hutsville vs. Asheville, 4/24/04
11 - Ronald Dupree, Utah vs. Colorado, 4/22/09

FIELD GOALS ATTEMPTED
29 - Darius Rice, Dakota vs. Colorado, 4/29/07
27 - Tony Bobbitt, Colorado at Dakota, 4/29/07
23 - Pooh Jeter, Colorado at Dakota, 4/29/07
23 - Sonny Weems, Colorado vs. Utah, 4/24/09

FREE THROWS MADE
14 - Ronald Dupree, Utah vs. Colorado, 4/22/09
13 - Deron Washington, Tulsa vs. Rio Grande Valley, 4/25/10
11 - Sonny Weems, Colorado at Utah, 4/22/09

FREE THROWS ATTEMPTED
17 - Ronald Dupree, Utah vs. Colorado, 4/22/09
16 - Deron Washington, Tulsa vs. Rio Grande Valley, 4/25/10
13 - Morris ALmond, Utah vs. Colorado, 4/22/09
13 - Billy Thomas, Greenville vs. N. Charleston, 4/10/02

3-POINT FIELD GOALS MADE
11 - Darius Rice, Dakota vs. Colorado, 4/29/07
7 - Mike Taylor, Idaho vs. Austin, 4/25/08
5 - Andre Barrett, Austin at Idaho, 4/25/08
5 - Terrell McInTyre, Fayetteville vs. Mobile, 4/4/03

3-POINT FIELD GOALS ATTEMPTED
19 - Darius Rice, Dakota vs. Colorado, 4/29/07
15 - Tony Bobbitt, Colorado at Dakota, 4/29/07
11 - Roberto Bergersen, Idaho at Austin, 4/21/08

REBOUNDS
17 - J.R. Giddens, Utah vs. Colorado, 4/22/09
16 - Will Conroy, Rio Grande Valley at Tulsa, 4/25/10
16 - Jason Ellis, Idaho vs. Austin, 4/24/08
16 - Mike Harris, Rio Grande Valley vs. Tulsa, 4/27/10

ASSISTS
11 - Will Conroy, Rio Grande Valley at Tulsa, 4/25/10
10 - Luke Jackson, Idaho vs. Austin, 4/25/08
10 - BJ McKie, North Charleston vs. Greenville, 4/10/02

STEALS
6 - Billy Thomas, Greenville vs. North Charleston, 4/10/02
5 - Tony Bobbitt, Colorado at Dakota, 4/29/07
5 - Jeff Myers, Greenville vs. North Charleston, 4/8/02

BLOCKS
6 - Rod Benson, Dakota vs. Colordao, 4/29/07
5 - Joe Dabbert, Colorado vs. Utah, 4/24/09
5 - Neil Edwards, North Charleston v. Greenville, 4/8/02
5 - Ian Mahinmi, Austin at Idaho, 4/24/08
5 - Ian Mahinmi, Austin at Idaho, 4/25/08

SINGLE-GAME TEAM BESTS

POINTS, GAME
136 - Colorado at Utah, 4/22/09
131 - Utah at Colorado, 4/22/09
129 - Dakota vs. Colorado, 4/29/07

POINTS, HALF
78 - Colorado at Utah, 1st half, 4/22/09
64 - Dakota vs. Colorado, 1st half, 4/29/07
63 - Rio Grande valley at Tulsa, 2nd half, 4/25/10

POINTS, QUARTER
42 - Colorado at Utah, 2nd quarter, 4/22/09
38 - Utah vs. Colorado, 2nd quarter, 4/22/09
37 - Huntsville at Asheville, 1st quarter, 4/24/04

FIELD GOALS MADE
51 - Colorado vs. Utah, 4/24/09
45 - Rio Grande Valley at Tulsa, 4/25/10
44 - Colorado at Utah, 4/22/09
44 - Huntsville vs. Asheville, 4/24/04

FIELD GOALS ATTEMPTED
99 -Asheville vs. Huntsville, 4/24/04
99 - Huntsville vs. Ashevile, 4/24/04
98 - Colorado vs. Utah, 4/24/09

FREE THROWS MADE
41 - Utah vs. Colorado, 4/22/09
39 - Colorado at Utah, 4/22/09
34 - Tulsa vs. Rio Grande Valley, 4/25/10

FREE THROWS ATTEMPTED
54 - Utah vs. Colorado, 4/22/09
49 - Colorado at Utah, 4/22/09
44 - Greenville vs. North Charleston, 4/10/02

3-POINT FIELD GOALS MADE
12 - Idaho vs. Austin, 4/25/08
11 - Dakota vs. Colorado, 4/29/07
9 - Colorado at Utah, 4/22/09
9 - Tulsa vs. Rio Grande Valley, 4/25/10

3-POINT FIELD GOALS ATTEMPTED
30 - Rio Grande Valley vs. Tulsa, 4/27/10
29 - Idaho vs. Austin, 4/25/08
28 - Dakota vs. Colorado, 4/29/07
28 - Tulsa vs. Rio Grande Valley, 4/25/10

REBOUNDS
56 - Idaho vs. Austin, 4/25/08
54 - Asheville vs. Huntsville, 4/24/04
53 - Asheville vs. Huntsville, 4/23/04
53 - Rio Grande Valley vs. Tulsa, 4/27/10

ASSISTS
29 - Colorado vs. Utah, 4/24/09
26 - Dakota vs. Colorado, 4/29/07
26 - Rio Grande Valley at Tulsa, 4/25/10

STEALS
16 - Colorado vs. Utah, 4/24/09
15 - Colorado at Utah, 4/22/09
13 - Greenville vs. North Charleston, 4/8/02

BLOCKS
12 - Dakota vs. Colorado, 4/29/07
11 - Huntsville vs. Asheville, 4/24/04
9 - Idaho vs. Austin, 4/24/08

SINGLE-GAME TEAM WORSTS

FEWEST POINTS, GAME
63 - Greenville vs. North Charleston, 4/8/02
68 - North Charleston vs. Greenville, 4/8/02
71 - Mobile vs. Fayetteville, 4/9/03

FEWEST POINTS, HALF
27 - North Charleston at Greenville, 2nd half, 4/8/02
27 - North Charleston at Greenville, 2nd half, 4/10/02
27 - North Charleston at Greenville, 2nd half, 4/24/04

FEWEST POINTS, QUARTER
8 - North Charleston at Greenville, 3rd quarter, 4/8/02
14 - Austin vs. Idaho, 1st quarter, 4/21/08
15 - Austin at Idaho, 4th quarter, 4/24/08

FEWEST REBOUNDS
20 - Fayetteville at Roanoke, 3/30/03

FEWEST ASSISTANTS
9 - North Charleston at Mobile, 3/30/03

MARGIN OF VICTORY
30 - Colorado 130 vs. Albuquerque, 100, April 18, 2007
27 - Asheville 90 at Columbus 67, April 23, 2005
19 - Colorado 123, Utah 104, April 24, 2009

MISCELLANEOUS TEAM RECORDS

REGULAR SEASON STREAKS, MARGINS, ATTENDANCE

LONGEST WINNING STREAK
18 - Idaho, Dec. 19, 2007 - Feb. 8, 2008
15 - Greenville, Feb. 10, 2002 - March 14, 2002
12 - Columbus, Nov. 29, 2004 - Jan. 8, 2005

LONGEST HOME WINNING STREAK
20 - Idaho, March 17, 2007 - Feb. 8, 2008
12 - Dakota, Jan. 19, 2010 - March 14, 2010
11 - Idaho, April 11, 2008 - Jan. 15, 2009
11 - Austin, Nov. 24, 2007 - Jan. 10, 2008
11 - Albuquerque, March 5, 2006 - Dec. 15, 2006

LONGEST ROAD WINNING STREAK
12 - Idaho, Dec. 14, 2006 - Feb. 11, 2007
9 - Greenville, Feb. 2, 2002 - March 14, 2002
8 - Sioux Falls, Jan. 31, 2010 - March 7, 2010
8 - Fayetteville, Nov. 27, 2002 - Jan. 17. 2008

LONGEST LOSING STREAK
15 - Arkansas, Dec. 14, 2006 - Jan. 26, 2007
13 - Austin, April 6, 2006 - Dec. 26, 2006
12 - Springfield, Jan. 23, 2010 - Feb. 28, 2010
12 - Roanoke, March 4, 2002 - Nov. 15, 2002

LONGEST HOME LOSING STREAK
9 - Arkansas, Dec. 22, 2006 - Feb. 6, 2007
8 - Roanoke, March 4, 2002 - Nov. 15, 2002
7 - Tulsa, Feb. 2, 2009 - March 8, 2009
7 - Austin, April 6, 2006 - Dec. 26, 2006
7 - Mobile, Jan. 14, 2002 - Feb. 19, 2002

LONGEST ROAD LOSING STREAK
13 - Rio Grande Valley, Jan. 4, 2008 - Feb. 22, 2008
13 - Fayetteville, Dec. 1, 2005 - Feb. 23, 2006
13 - Bakersfield, March 28, 2009 - Dec. 26, 2009
13 - Bakersfield, April 11, 2007 - Dec. 26, 2007
12 - Fayetteville, April 10, 2004 - Jan. 17, 2005

HIGHEST MARGIN OF VICTORY
45 - Albuquerque 114 vs. Anaheim 69, 11/25/06
41 - Albuquerque vs. Arkansas, 2/13/07
41 - Bakersfield at Anaheim, 12/6/08
40 - Albuquerque at Fort Worth, 1/6/06
40 - Colorado at Anaheim, 1/27/07
40 - Fayetteville vs. Florida, 3/9/06

HIGHEST ATTENDANCE
8,842 - Iowa vs. Albuquerque, 11/26/07
8,368 - Iowa vs. Erie, 2/6/10
7312 - Fayetteville vs. Roanoke, 4/7/06
7091 - Iowa vs. Fort Wayne, 3/28/09
7029 - Fayetteville vs. Florida, 3/9/06

TEAM-BY-TEAM REGULAR SEASON WINNING STREAKS

Albuquerque - 7 Games, Jan 1, 2009 - Jan. 16, 2009
Anaheim - 5 Games, March 18, 2008 - March 26, 2008
Arkansas - 5 Games, Nov. 29, 2006 - Dec. 8, 2006
Asheville - 7 Games, Dec. 7, 2001 - Dec. 21 - 2001
Austin - 9 Games, Dec. 9, 2008 - Jan. 2, 2009
Bakersfield - 6 Games, Feb. 11, 2007 - Feb. 25,2007; March 6, 2010 - March 19, 2010
Charleston - 5 Games, Jan. 3, 2004 - Jan. 14, 2004
Columbus - 12 Games, Nov. 29, 2004 - Jan. 8, 2005
Colorado - 7 Games, March 17, 2009 - April 2, 2009
Dakota - 8 Games, Dec. 27, 2006 - Jan. 19, 2007
Erie - 8 Games, Jan. 30, 2009 - Feb. 26, 2009
Fayetteville - 9 Games, Feb. 5, 2003 - Feb. 22, 2003
Florida - 6 Games, Jan. 12, 2006 - Jan. 19, 2006
Fort Wayne - 4 Games, Jan. 11, 2009 - Jan. 19, 2009; March 16, 2010 - March 24, 2010; March 28, 2010 - April 2, 2010
Fort Worth - 6 Games, Jan. 18, 2006 - Jan. 28, 2006
Greenville - 15 Games, Feb. 10, 2002 - March 14, 2002
Huntsville - 5 Games, Jan. 3, 2002 - Jan. 12, 2002
Idaho - 18 Games, Dec. 19, 2007 - Feb. 8, 2008
Iowa - 9 Games, Jan. 31, 2010 - Feb. 23, 2010
Los Angeles - 6 Games, March 2, 2008 - March 14, 2008
Maine - 7 Games, Nov. 28, 2009 - Dec. 17, 2009
Mobile - 7 Games, Jan 14, 2003 - Feb. 2, 2003
North Charleston - 6 Games, Nov. 11, 2006 - Nov. 26, 2006
Reno - 7 Games, March 23, 2010 - April 4, 2010
Rio Grande Valley - 6 Games, Nov. 28. 2009 - Dec. 12, 2009; Jan. 22, 2010 - Feb. 2, 1010
Roanoke - 8 Games, Feb. 7, 2005 - Feb. 25, 2005
Sioux Falls - 9 Games, Feb. 10, 2010 - March 7, 2010
Springfield - 2 Games, Jan 16, 2010 - Jan. 21, 2010
Tulsa - 6 Games, Jan. 19, 2008 - Feb. 2, 2009
Utah - 5 Games, March 18, 2009 - March 31, 2009

COACHING RECORDS

REGULAR SEASON

BY WINNING PERCENTAGE

Name	Team	Years	Won	Loss	Pct.
Walsh, Brian	Rio Grande Valley	2007-08	4	0	1.00
Chris Finch	Rio Grande Valley	2009-10	34	16	.680
Gates, Bryan	Idaho	2006-09	100	50	.666
Joerger, Dave	Dakota	2006-07	33	17	.666
Tony Fritz	Sioux Falls	2009-10	32	18	.640
Barnes, Milton	Greenville	2001-02	36	20	.642
English, Alex	N. Charleston	2001-02	36	20	.642
Snyder, Quin	Austin	2007-10	94	56	.627
McHone, Mo	Sioux Falls	2006-07	30	20	.600
Bob MacKinnon	COL, IDA	2008-10	59	41	.590
Nurse, Nick	Iowa	2007-10	87	63	.580
Sidney Moncrief	Fort Worth	2006-07	29	21	.580
Rory White	Dakota	2009-10	29	21	.580
Wolf, Joe	Colorado	2006-08	57	43	.570
Ticknor, Duane	Dakota	2007-09	56	44	.560
Jones, Brad	Utah	2007-10	84	66	.560
Marty, Doug	Charleston	2002-04	53	43	.552
Austin Ainge	Maine	2009-10	27	23	.540
Tibbets, Nate	Sioux Falls	2007-10	80	70	.533
Jay Humphries	Reno	2008-10	53	47	.530
Capel, Jeff	Fayetteville	2001-04	69	62	.527
Malone, Jeff	CLB, FLA	2001-06	127	121	.512
Cooper, Michael	Albuquerque	2005-07	50	48	.510
Lewis, Ralph	Huntsville	2002-05	73	71	.507
Meyer, Joey	ASH, TUL, FWN	2001-09, 09-10	197	201	.495
Panaggio, Dan	Los Angeles	2006-09	74	76	.493
Vincent, Sam	MOB, FTW, ANA	2001-03, 08-09	99	105	.485
John Treloar	Erie	2008-10	48	52	.480
Geary, Reggie	Anaheim	2006-08	36	39	.480
Harge, Joe	Arkansas	2005-06	14	16	.467
Thornton, Bob	Huntsville	2001-02	26	30	.464
Davison, Kent	ROA, FTW	2001-06, 07-08	124	150	.453
Ruland, Jeff	Albuquerque	2007-08	22	28	.440
Rollins, Tree	Greenville	2002-03	22	28	.440
Johnson, Dennis	FLA, AUS	2004-07	56	72	.438
Roth, Scott	Bakersfield	2007-09	34	45	.430
John Coffino	Albuquerque	2008-10	42	58	.420
Clay Moser	Rio Grande Valley	2008-09	21	29	.420
Smith, Larry	Anaheim	2006-07	10	15	.400
Stoglin, Andy	Arkansas	2005-07	26	42	.382
Hoffman, Bob	Rio Grande Valley	2007-08	17	29	.370
Jackson, Jaren	Fort Wayne	2007-09	27	47	.365
Brown, Mike	Fayetteville	2004-05	33	63	.344
Will Voigt	Bakersfield	2009-10	17	33	.340
Osbourne, Dale	Austin	2006-07	6	12	.333
Harrick, Jim	Bakersfield	2006-08	22	46	.324
Chucky Brown	Los Angeles	2009-10	16	34	.320
Archibald, Nate	Fayetteville	2001-02	5	16	.238
Dee Brown	Springfield	2009-10	7	43	.140
Rooks, Sean	Bakersfield	2007-08	0	3	.000

BY TOTAL WINS

Name	Team	Years	Won	Loss	Pct.
Meyer, Joey	ASH, TUL, FWN	2001-09, 09-10	197	201	.495
Malone, Jeff	CLB, FLA	2001-06	127	121	.512
Davison, Kent	ROA, FTW	2001-06, 07-08	124	150	.453
Gates, Bryan	Idaho	2006-09	100	50	.666
Vincent, Sam	MOB, FTW, ANA	2001-03, 08-09	99	105	.485
Snyder, Quin	Austin	2007-10	94	56	.627
Nurse, Nick	Iowa	2007-10	87	63	.580
Jones, Brad	Utah	2007-10	84	66	.560
Tibbets, Nate	Sioux Falls	2007-10	80	70	.533
Panaggio, Dan	Los Angeles	2006-09	74	76	.493
Lewis, Ralph	Huntsville	2002-05	73	71	.507
Capel, Jeff	Fayetteville	2001-04	69	62	.527
Bob MacKinnon	COL, IDA	2008-10	59	41	.590
Wolf, Joe	Colorado	2006-08	57	43	.570
Johnson, Dennis	FLA, AUS	2004-07	56	72	.438
Ticknor, Duane	Dakota	2007-09	56	44	.560
Marty, Doug	Charleston	2002-04	53	43	.552
Jay Humphries	Reno	2008-10	53	47	.530
Cooper, Michael	Albuquerque	2005-07	50	48	.510
John Treloar	Erie	2008-10	48	52	.480
John Coffino	Albuquerque	2008-10	42	58	.420
English, Alex	N. Charleston	2001-02	36	20	.642
Barnes, Milton	Greenville	2001-02	36	20	.642
Geary, Reggie	Anaheim	2006-08	36	39	.480
Roth, Scott	Bakersfield	2007-09	34	45	.430
Chris Finch	Rio Grande Valley	2009-10	34	16	.680
Joerger, Dave	Dakota	2006-07	33	17	.666
Brown, Mike	Fayetteville	2004-05	33	63	.344
Tony Fritz	Sioux Falls	2009-10	32	18	.640
McHone, Mo	Sioux Falls	2006-07	30	20	.600
Sidney Moncrief	Fort Worth	2006-07	29	21	.580
Rory White	Dakota	2009-10	29	21	.580
Austin Ainge	Maine	2009-10	27	23	.540
Jackson, Jaren	Fort Wayne	2007-09	27	47	.365
Thornton, Bob	Huntsville	2001-02	26	30	.464
Stoglin, Andy	Arkansas	2005-07	26	42	.382
Ruland, Jeff	Albuquerque	2007-08	22	28	.440
Rollins, Tree	Greenville	2002-03	22	28	.440
Harrick, Jim	Bakersfield	2006-08	22	46	.324
Clay Moser	Rio Grande Valley	2008-09	21	29	.420
Hoffman, Bob	Rio Grande Valley	2007-08	17	29	.370
Will Voigt	Bakersfield	2009-10	17	33	.340
Chucky Brown	Los Angeles	2009-10	16	34	.320
Harge, Joe	Arkansas	2005-06	14	16	.467
Smith, Larry	Anaheim	2006-07	10	15	.400
Dee Brown	Springfield	2009-10	7	43	.140
Osbourne, Dale	Austin	2006-07	6	12	.333
Archibald, Nate	Fayetteville	2001-02	5	16	.238
Walsh, Brian	Rio Grande Valley	2007-08	4	0	1.00
Rooks, Sean	Bakersfield	2007-08	0	3	.000

YEAR-BY-YEAR

-Regular Season Records
2001-02 - 2008-09

2008-09 - REGULAR SEASON

2008-09 NBA Development League Champions - Colorado 14ers

Standing: Damien Lolar, Dominique Coleman, Trey Gilder, Julian Sensley, Joe Dabbert, Jamar Brown, Josh Davis and Lamar Butler. **Seated:** Eddie Gill, strength and conditioning coach Ron Pelletier, equipment manager Aaron Gowell, head coach Bob MacKinnon, assistant coach Casey Owens, assistant coach George White, Mia Del Hierro, and Vernon Hamil-

FINAL STANDINGS

CENTRAL DIVISION

	W-L	HOME W-L	ROAD W-L	PCT	GB	LAST 5	STREAK
Iowa	28-22	17-8	11-14	.560	--	2-3	WON 2
Erie	27-23	16-9	11-14	.540	1.0	4-1	WON 2
Dakota	27-23	16-9	11-14	.540	1.0	2-3	WON 1
Sioux Falls	25-25	13-12	12-13	.500	3.0	2-3	WON 1
Fort Wayne	19-31	11-14	8-17	.380	9.0	2-3	LOST 2

SOUTHWEST DIVISION

	W-L	HOME W-L	ROAD W-L	PCT	GB	LAST 5	STREAK
Colorado	34-16	20-5	14-11	.680	--	2-3	LOST 2
Austin	32-18	17-8	15-10	.640	2.0	4-1	WON 3
Albuquerque	24-26	15-10	9-16	.480	10.0	1-4	LOST 1
Rio Grande Valley	21-29	12-13	9-16	.420	13.0	1-4	LOST 3
Tulsa	15-35	8-17	7-18	.300	19.0	2-3	WON 1

WEST DIVISION

	W-L	HOME W-L	ROAD W-L	PCT	GB	LAST 5	STREAK
Utah	32-18	17-8	15-10	.640	--	3-2	WON 3
Idaho	31-19	20-5	11-14	.620	1.0	3-2	LOST 1
Bakersfield	26-24	16-9	10-15	.520	6.0	1-4	LOST 2
Reno	25-25	18-7	7-18	.500	7.0	4-1	WON 1
Los Angeles	19-31	11-14	8-17	.380	13.0	4-1	WON 3
Anaheim	15-35	9-16	6-19	.300	17.0	0-5	Lost 12

REGULAR SEASON STATISTICS

TEAM STATISTICS AND RANKING

TEAM	G	FGM	FGA	PCT	FTM	FTA	PCT	3PM	3PA	PCT	PTS	AVG	OR	DR	REB	AVG	AST	PF	TO	BS	ST
Albuquerque	50	1941	4034	.481	1168	1600	.730	296	822	.360	5346	106.9	573	1397	1970	39.4	1044	1086	837	188	514
Anaheim	50	1827	3862	.473	1134	1444	.785	202	617	.327	4990	99.8	547	1473	2020	40.4	809	1195	834	197	357
Austin	50	1989	4115	.483	1020	1359	.751	319	846	.377	5317	106.3	669	1578	2247	44.9	1085	1072	853	224	425
Bakersfield	50	1911	4066	.470	944	1220	.774	328	882	.372	5094	101.9	476	1524	2000	40.0	1087	1039	725	143	336
Colorado	50	2192	4584	.478	1106	1511	.732	453	123	.367	5943	118.9	801	1544	2345	46.9	1293	1334	936	313	589
Dakota	50	1967	4129	.476	1130	1421	.795	336	892	.377	5400	108.0	660	1528	2188	43.8	1111	1080	844	211	391
Erie	50	1933	4164	.464	744	1044	.713	246	732	.336	4856	97.1	576	1437	2013	40.3	1003	1021	581	218	386
Fort Wayne	50	1939	4245	.457	1092	1436	.760	257	750	.343	5227	104.5	628	1467	2095	41.9	1044	1135	799	183	456
Idaho	50	1831	4002	.458	1055	1375	.767	339	933	.363	5056	101.1	684	1632	2316	46.3	1049	1131	813	275	331
Iowa	50	2030	4233	.480	1155	1527	.756	251	712	.353	5466	109.3	631	1521	2152	43.0	972	992	800	251	426
Los Angeles	50	1880	4033	.466	928	1310	.708	329	912	.361	5017	100.3	615	1393	2008	40.2	1074	1089	786	221	430
Reno	50	1930	4133	.467	1103	1520	.726	339	928	.365	5302	106.0	612	1451	2063	41.3	1133	1062	799	246	436
RGV	50	2044	4459	.458	976	1407	.694	289	858	.337	5353	107.1	762	1465	2227	44.5	1057	1141	806	264	473
Sioux Falls	50	1871	4195	.446	1100	1448	.760	391	1168	.335	5233	104.7	697	1448	2145	42.9	869	1292	838	227	448
Tulsa	50	1887	4064	.464	916	1330	.689	292	843	.346	4982	99.6	574	1520	2094	41.9	1056	1132	869	243	389
Utah	50	1842	3826	.481	1218	1581	.770	252	679	.371	5154	103.1	589	1527	2116	42.3	974	1122	857	279	352

TEAM

		FIELD GOALS			3PT FIELD GOALS			FREE THROWS			REBOUNDS			MISCELLANEOUS					SCORING	
TEAM	G	MADE	ATT	PCT	MADE	ATT	PCT	MADE	ATT	PCT	OFF	DEF	TOT	AST	PF	STL	TO	BLK	PTS	AVG
Albuquerque	50	1941	4034	.481	296	822	.360	1168	1600	.730	573	1397	1970	1044	1086	514	837	188	5346	106.9
Anaheim	50	1827	3862	.473	202	617	.327	1134	1444	.785	547	1473	2020	809	1195	357	834	197	4990	99.8
Austin	50	1989	4115	.483	319	846	.377	1020	1359	.751	669	1578	2247	1085	1072	425	853	224	5317	106.3
Bakersfield	50	1911	4066	.470	328	882	.372	944	1220	.774	476	1524	2000	1087	1039	336	725	143	5094	101.9
Colorado	50	2192	4584	.478	453	1236	.367	1106	1511	.732	801	1544	2345	1293	1334	589	936	313	5943	118.9
Dakota	50	1967	4129	.476	336	892	.377	1130	1421	.795	660	1528	2188	1111	1080	391	844	211	5400	108.0
Erie	50	1933	4164	.464	246	732	.336	744	1044	.713	576	1437	2013	1003	1021	386	581	218	4856	97.1
Fort Wayne	50	1939	4245	.457	257	750	.343	1092	1436	.760	628	1467	2095	1044	1135	456	799	183	5227	104.5
Idaho	50	1831	4002	.458	339	933	.363	1055	1375	.767	684	1632	2316	1049	1131	331	813	275	5056	101.1
Iowa	50	2030	4233	.480	251	712	.353	1155	1527	.756	631	1521	2152	972	992	426	800	251	5466	109.3
Los Angeles	50	1880	4033	.466	329	912	.361	928	1310	.708	615	1393	2008	1074	1089	430	786	221	5017	100.3
Reno	50	1930	4133	.467	339	928	.365	1103	1520	.726	612	1451	2063	1133	1062	436	799	246	5302	106.0
RGV	50	2044	4459	.458	289	858	.337	976	1407	.694	762	1465	2227	1057	1141	473	806	264	5353	107.1
Sioux Falls	50	1871	4195	.446	391	1168	.335	1100	1448	.760	697	1448	2145	869	1292	448	838	227	5233	104.7
Tulsa	50	1887	4064	.464	292	843	.346	916	1330	.689	574	1520	2094	1056	1132	389	869	243	4982	99.6
Utah	50	1842	3826	.481	252	679	.371	1218	1581	.770	589	1527	2116	974	1122	352	857	279	5154	103.1

OPPONENTS

		FIELD GOALS			3PT FIELD GOALS			FREE THROWS			REBOUNDS			MISCELLANEOUS					SCORING	
TEAM	G	MADE	ATT	PCT	MADE	ATT	PCT	MADE	ATT	PCT	OFF	DEF	TOT	AST	PF	STL	TO	BLK	PTS	AVG
Albuquerque	50	2079	4166	.499	320	906	.353	969	1364	.710	686	1481	2167	1137	1188	466	873	277	5447	108.9
Anaheim	50	1900	4074	.466	324	844	.384	1105	1457	.758	640	1450	2090	969	1085	426	728	201	5229	104.6
Austin	50	1943	4249	.457	302	884	.342	952	1313	.725	656	1412	2068	993	1106	475	783	255	5140	102.8
Bakersfield	50	1910	4048	.472	272	794	.343	950	1291	.736	555	1575	2130	1115	1040	385	741	237	5042	100.8
Colorado	50	2043	4226	.483	317	856	.370	1292	1777	.727	623	1535	2158	1151	1173	503	1027	262	5695	113.9
Dakota	50	2009	4276	.470	301	844	.357	932	1248	.747	657	1382	2039	1018	1118	441	770	187	5251	105.0
Erie	50	1759	3881	.453	309	871	.355	960	1253	.766	579	1573	2152	911	940	313	819	206	4787	95.7
Fort Wayne	50	2019	4194	.481	308	875	.352	1050	1411	.744	625	1584	2209	1026	1147	428	829	242	5396	107.9
Idaho	50	1750	3986	.439	294	856	.343	1162	1490	.780	554	1446	2000	854	1121	454	703	187	4956	99.1
Iowa	50	2064	4406	.468	399	1041	.383	949	1234	.769	692	1467	2159	1195	1201	410	800	257	5476	109.5
Los Angeles	50	1887	4106	.460	270	844	.320	1057	1400	.755	707	1470	2177	1053	1057	405	785	242	5101	102.0
Reno	50	2008	4158	.483	319	838	.381	975	1327	.735	641	1516	2157	1099	1162	383	849	236	5310	106.2
RGV	50	2064	4202	.491	297	793	.375	1080	1468	.736	630	1603	2233	1142	1096	402	899	251	5505	110.1
Sioux Falls	50	1831	3971	.461	310	837	.370	1226	1620	.757	597	1480	2077	1013	1164	415	874	213	5198	104.0
Tulsa	50	1944	4170	.466	285	863	.330	1073	1447	.742	660	1595	2255	1038	1065	439	759	220	5246	104.9
Utah	50	1804	4031	.448	292	864	.338	1057	1433	.738	592	1336	1928	946	1260	394	738	210	4957	99.1

INDIVIDUAL LEADERS

SCORING AVERAGE	G	PTS	AVG
1. Will Conroy, Albuquerque	49	1300	26.5
2. Marcus E. Williams, Austin	45	1037	23.0
3. Malik Hairston, Austin	30	686	22.9
4. Blake Ahearn, Dakota	47	1045	22.2
5. Erik Daniels, Erie	50	1057	21.1
6. Joe Crawford, Los Angeles	43	896	20.8
7. Trey Johnson, Bakersfield	39	807	20.7
8. Othyus Jeffers, Iowa	48	990	20.6
9. Cedric Bozeman, Anaheim	48	926	19.3
10. Chris Hunter, Fort Wayne	47	906	19.3
11. David Noel, Reno	49	932	19.0
12. Josh Davis, Colorado	45	846	18.8
13. Maureece Rice, Erie	50	936	18.7
14. Ron Howard, Fort Wayne	48	896	18.7
15. Dwayne Mitchell, Los Angeles	49	909	18.6
16. Dontell Jefferson, Utah	33	599	18.2

REBOUNDS PER GAME	G	REB	AVG
1. Dwayne Jones, Austin	34	406	11.9
2. Richard Hendrix, Dakota	46	525	11.4
3. Erik Daniels, Erie	50	499	10.0
4. Chris Hunter, Fort Wayne	47	441	9.4
5. Lance Allred, Idaho	45	413	9.2
6. David Monds, Dakota	38	345	9.1
7. Marcus Campbell, Anaheim	38	338	8.9
8. Othyus Jeffers, Iowa	48	424	8.8

MINUTES PER GAME	G	MIN	AVG
1. Will Conroy, Albuquerque	49	2199	44.9
2. Curtis Stinson, Iowa	50	2233	44.7
3. Marcus E. Williams, Austin	45	1924	42.8
4. Cedric Bozeman, Anaheim	48	2030	42.3
5. David Noel, Reno	49	2029	41.4
6. Malik Hairston, Austin	30	1239	41.3
7. Erik Daniels, Erie	50	2020	40.4
8. Kedrick Brown, Anaheim	42	1693	40.3

ASSISTS PER GAME	G	AST	AVG
1. Walker Russell, Fort Wayne	47	508	10.8
2. Jared Jordan, Rio Grande Valley	37	326	8.8
3. Curtis Stinson, Iowa	50	422	8.4
4. Eddie Gill, Colorado	40	336	8.4
5. Mateen Cleaves, Bakersfield	36	294	8.2
6. Will Conroy, Albuquerque	49	391	8.0
7. Maurice Baker, Dakota	49	282	5.8
8. Dontell Jefferson, Utah	33	178	5.4

STEALS PER GAME	G	AST	AVG
1. Dominique Coleman, Colorado	50	144	2.9
2. Carl Elliott, Fort Wayne	46	121	2.6
3. Walker Russell, Fort Wayne	47	110	2.3
4. Curtis Stinson, Iowa	50	108	2.2
5. Russell Robinson, Reno	50	105	2.1
6. David Noel, Reno	49	102	2.1
7. Othyus Jeffers, Iowa	48	97	2.0
8. Renaldo Major, Dakota	42	81	1.9

FIELD GOAL PERCENTAGE	FGM	FGA	PCT
1. Dwayne Jones, Austin	187	315	.594
2. Eric Dawson, Austin	144	246	.585
3. Jarvis Gunter, Erie	50	86	.581
3. James Lang, Utah	93	160	.581
5. J.R. Giddens, Utah	188	325	.578
6. Rod Benson, Reno	170	297	.572
7. Kurt Looby, Rio Grande Valley	128	226	.566
8. Richard Hendrix, Dakota	269	477	.564

FREE THROW PERCENTAGE	FTM	FTA	PCT
1. Blake Ahearn, Dakota	276	290	.952
2. Jasper Johnson, Albuquerque	168	188	.894
3. David Bell, Dakota	113	128	.883
4. Terrance Thomas, Bakersfield	78	89	.876
5. Josh Davis, Colorado	130	149	.872
6. Andre Ingram, Utah	94	108	.870
7. Ivan Harris, Erie	78	90	.867
8. Ezra Williams, Austin	59	69	.855

3-POINT FIELD GOAL PERCENTAGE	3PM	3PA	PCT
1. Richard Hendrix, Dakota	7	14	.500
2. Lamar Butler, Reno	57	116	.491
3. Ryan Forehan-Kelly, Los Angeles	46	96	.479
4. Andre Ingram, Utah	87	185	.470
5. Shawn Hawkins, Iowa	27	59	.458
6. Marvin Phillips, Iowa	4	9	.444
7. Jasper Johnson, Albuquerque	34	77	.442
8. Malik Hairston, Austin	26	59	.441

BLOCKED SHOTS PER GAME	G	BS	AVG
1. Kurt Looby, Rio Grande Valley	50	127	2.5
2. Brent Petway, Idaho	48	103	2.1
3. Rod Benson, Reno	39	68	1.7
4. Richard Hendrix, Dakota	46	71	1.5
5. CJ Giles, Sioux Falls	25	36	1.4
6. Marcus Campbell, Anaheim	38	52	1.4
7. J.R. Giddens, Utah	26	35	1.3
8. Joe Dabbert, Colorado	50	66	1.3

2007-08 - REGULAR SEASON

2008 NBA Development League Champion Idaho Stampede Celebrate The Victory

2007-08 FINAL STANDINGS

CENTRAL DIVISION

	W-L	HOME W-L	ROAD W-L	PCT	GB	LAST 5	STREAK
Dakota	29-21	18-7	11-14	0.580	--	3-2	WON 2
Sioux Falls	28-22	19-6	9-16	0.560	1.0	3-2	LOST 1
Iowa	22-21	3-12	9-16	0.440	7.0	3-2	LOST 1
Fort Wayne	17-33	12-13	5-20	0.340	12.0	1-4	LOST 4

SOUTHWEST DIVISION

	W-L	HOME W-L	ROAD W-L	PCT	GB	LAST 5	STREAK
Austin	30-20	19-6	11-14	0.600	--	1-4	LOST 1
Colorado	29-21	17-8	12-13	0.580	1.0	5-0	WON 6
Tulsa	26-24	14-11	12-13	0.520	4.0	1-4	WON 1
Albuquerque	22-28	14-11	8-17	0.440	8.0	2-3	LOST 2
Rio Grande Valley	21-29	16-9	5-20	0.420	9.0	4-1	WON 4

WEST DIVISION

	W-L	HOME W-L	ROAD W-L	PCT	GB	LAST 5	STREAK
Idaho	36-14	21-4	15-10	0.720	--	5-0	WON 5
Los Angeles	32-18	19-6	13-12	0.640	4.0	1-4	LOST 4
Utah	24-26	14-11	10-15	0.480	12.0	3-2	WON 1
Anaheim	23-27	14-11	9-16	0.460	13.0	3-2	WON 3
Bakersfield	11-39	9-16	2-23	0.220	25.0	1-4	LOST 2

REGULAR SEASON STATISTICS

TEAM STATISTICS AND RANKING

TEAM	G	FGM	FGA	PCT	FTM	FTA	PCT	3PM	3PA	PCT	PTS	AVG	OR	DR	REB	AVG	AST	PF	TO	BS	ST
Albuquerque	50	1956	4128	.474	928	1296	.716	355	969	.366	5195	103.9	589	1349	1938	38.8	1043	1178	794	181	412
Anaheim	50	1855	4078	.455	1141	1552	.735	261	839	.311	5112	102.2	655	1405	2060	41.2	870	1086	784	192	468
Austin	50	2027	4051	.500	1074	1398	.768	328	879	.373	5456	109.1	551	1505	2056	41.1	1078	1171	890	226	441
Bakersfield	50	1875	3977	.471	1043	1356	.769	176	515	.342	4969	99.4	556	1423	1979	39.6	1033	1091	841	199	315
Colorado	50	1871	3998	.468	1268	1666	.761	456	1193	.382	5466	109.3	666	1496	2162	43.2	1067	1145	861	218	413
Dakota	50	1931	4045	.477	1255	1637	.767	280	739	.379	5397	107.9	645	1581	2226	44.5	1050	1205	883	238	391
Fort Wayne	50	1984	4228	.469	1121	1516	.739	199	587	.339	5288	105.8	616	1434	2050	41.0	810	1229	815	267	406
Idaho	50	1910	3977	.480	950	1272	.747	378	1037	.365	5148	103.0	667	1579	2246	44.9	1210	1038	876	268	394
Iowa	50	1953	4247	.460	1056	1456	.725	299	890	.336	5261	105.2	648	1419	2067	41.3	963	1138	864	259	429
Los Angeles	50	1972	4058	.486	994	1345	.739	295	814	.362	5233	104.7	636	1574	2210	44.2	1033	1104	837	371	388
RGV	50	1924	4188	.459	1098	1468	.748	363	1000	.363	5309	106.2	659	1378	2037	40.7	900	1212	777	146	338
Sioux Falls	50	1961	4372	.449	935	1260	.742	395	1082	.365	5252	105.0	739	1406	2145	42.9	897	1291	800	237	457
Tulsa	50	1970	4111	.479	1065	1419	.751	296	776	.381	5301	106.0	655	1470	2125	42.5	1131	1098	798	272	377
Utah	50	1861	3933	.473	1095	1446	.757	253	695	.364	5070	101.4	663	1430	2093	41.9	1096	1292	941	264	406

TEAM

		FIELD GOALS			3PT FIELD GOALS			FREE THROWS			REBOUNDS			MISCELLANEOUS					SCORING	
TEAM	G	MADE	ATT	PCT	MADE	ATT	PCT	MADE	ATT	PCT	OFF	DEF	TOT	AST	PF	STL	TO	BLK	PTS	AVG
Albuquerque	50	1956	4128	.474	355	969	.366	928	1296	.716	589	1349	1938	1043	1178	412	794	181	5195	103.9
Anaheim	50	1855	4078	.455	261	839	.311	1141	1552	.735	655	1405	2060	870	1086	468	784	192	5112	102.2
Austin	50	2027	4051	.500	328	879	.373	1074	1398	.768	551	1505	2056	1078	1171	441	890	226	5456	109.1
Bakersfield	50	1875	3977	.471	176	515	.342	1043	1356	.769	556	1423	1979	1033	1091	315	841	199	4969	99.4
Colorado	50	1871	3998	.468	456	1193	.382	1268	1666	.761	666	1496	2162	1067	1145	413	861	218	5466	109.3
Dakota	50	1931	4045	.477	280	739	.379	1255	1637	.767	645	1581	2226	1050	1205	391	883	238	5397	107.9
Fort Wayne	50	1984	4228	.469	199	587	.339	1121	1516	.739	616	1434	2050	810	1229	406	815	267	5288	105.8
Idaho	50	1910	3977	.480	378	1037	.365	950	1272	.747	667	1579	2246	1210	1038	394	876	268	5148	103.0
Iowa	50	1953	4247	.460	299	890	.336	1056	1456	.725	648	1419	2067	963	1138	429	864	259	5261	105.2
Los Angeles	50	1972	4058	.486	295	814	.362	994	1345	.739	636	1574	2210	1033	1104	388	837	371	5233	104.7
RGV	50	1924	4188	.459	363	1000	.363	1098	1468	.748	659	1378	2037	900	1212	338	777	146	5309	106.2
Sioux Falls	50	1961	4372	.449	395	1082	.365	935	1260	.742	739	1406	2145	897	1291	457	800	237	5252	105.0
Tulsa	50	1970	4111	.479	296	776	.381	1065	1419	.751	655	1470	2125	1131	1098	377	798	272	5301	106.0
Utah	50	1861	3933	.473	253	695	.364	1095	1446	.757	663	1430	2093	1096	1292	406	941	264	5070	101.4

OPPONENTS

	FIELD GOALS			3PT FIELD GOALS			FREE THROWS			REBOUNDS			MISCELLANEOUS					SCORING		
TEAM	MADE	ATT	PCT	MADE	ATT	PCT	MADE	ATT	PCT	OFF	DEF	TOT	AST	PF	STL	TO	BLK	PTS	AVG	DIF
Albuquerque	1911	3920	.488	307	850	.361	1166	1553	.751	633	1518	2151	996	1116	388	899	227	5295	105.9	-2.0
Anaheim	1941	4014	.484	296	781	.379	972	1338	.726	608	1521	2129	1004	1244	386	916	251	5150	103.0	-0.8
Austin	1983	4230	.469	312	884	.353	1061	1462	.726	711	1412	2123	1000	1157	415	831	211	5339	106.8	+2.3
Bakersfield	2019	4163	.485	302	827	.365	978	1299	.753	640	1470	2110	1185	1099	392	748	241	5318	106.4	-7.0
Colorado	1934	4118	.470	337	950	.355	993	1324	.750	579	1403	1982	1082	1263	422	827	247	5198	104.0	+5.4
Dakota	1980	4260	.465	314	858	.366	1018	1382	.737	632	1423	2055	953	1253	443	785	231	5292	105.8	+2.1
Fort Wayne	2046	4297	.476	298	855	.349	1124	1506	.746	744	1538	2282	973	1220	302	894	268	5514	110.3	-4.5
Idaho	1839	4039	.455	323	875	.369	972	1286	.756	622	1408	2030	962	1033	505	775	219	4973	99.5	+3.5
Iowa	1993	4188	.476	311	841	.370	1084	1414	.767	668	1569	2237	1004	1212	379	923	207	5381	107.6	-2.4
Los Angeles	1862	4248	.438	318	928	.343	985	1344	.733	714	1386	2100	1055	1068	421	756	267	5027	100.5	+4.1
RGV	1967	4022	.489	322	844	.382	1157	1520	.761	609	1509	2118	1041	1199	284	871	233	5413	108.3	-2.1
Sioux Falls	1838	3935	.467	246	732	.336	1281	1685	.760	597	1557	2154	928	1074	414	898	301	5203	104.1	+1.0
Tulsa	1962	4111	.477	384	1014	.379	1015	1340	.757	621	1469	2090	1108	1127	418	812	181	5323	106.5	-0.4
Utah	1775	3846	.462	264	776	.340	1217	1634	.745	567	1266	1833	890	1213	466	826	254	5031	100.6	+0.8

INDIVIDUAL LEADERS

SCORING AVERAGE	G	PTS	AVG
1. Morris Almond, Utah	34	870	25.6
2. Desmon Farmer, Rio Grande ValleY	33	814	24.7
3. Keith Langford, Austin	25	614	24.6
4. Carlos Powell, Dakota	48	1082	22.5
5. Kasib Powell, Sioux Falls	40	888	22.2
6. Sean Banks, Los Angeles	49	1063	21.7
7. Elton Brown, Colorado	36	736	20.4
8. Dwayne Mitchell, Iowa	32	629	19.7

REBOUNDS PER GAME	G	REB	AVG
1. Rod Benson, Dakota	49	591	12.1
2. Elton Brown, Colorado	36	427	11.9
3. Chris Alexander, Sioux Falls	40	449	11.2
4. Lance Allred, Idaho	38	381	10.0
5. Nick Fazekas, Tulsa	28	277	9.9
6. Mouhamed Sene, Idaho	27	243	9.0
7. Marcus Campbell, Anaheim	43	381	8.9
8. Ian Mahinmi, Austin	46	367	8.0

MINUTES PER GAME	G	MIN	AVG
1. Keith Langford, Austin	25	1025	41.0
2. Randy Livingston, Idaho	43	1743	40.5
3. Carlos Powell, Dakota	48	1903	39.6
4. Jeff Horner, Iowa	50	1969	39.4
5. Dontell Jefferson, Dakota	33	1284	38.9
6. Kasib Powell, Sioux Falls	40	1541	38.5
8. Kevin Kruger, Utah	49	1870	38.2
7. Eddie Gill, Colorado	37	1418	38.3

ASSISTS PER GAME	G	AST	AVG
1. Randy Livingston, Idaho	43	451	10.5
2. Andre Barrett, Austin	43	372	8.7
3. Eddie Gill, Colorado	37	313	8.5
4. Kevin Kruger, Utah	49	348	7.1
5. Jeff Horner, Iowa	50	315	6.3
6. Earl Calloway, Fort Wayne	50	289	5.8
7. David Bailey, Sioux Falls	47	262	5.6
8. Will Blalock, Anaheim	41	219	5.3

STEALS PER GAME	G	AST	AVG
1. Brian Hamilton, Utah	49	115	2.3
2. Eddie Gill, Colorado	37	82	2.2
2. Billy Thomas, Colorado	37	82	2.2
4. Earl Calloway, Fort Wayne	50	101	2.0
5. Dontell Jefferson, Dakota	33	66	2.0
6. Jeff Horner, Iowa	50	99	2.0
7. Carl Elliott, Sioux Falls	50	98	2.0
8. Elton Nesbitt, Sioux Falls	49	84	1.7

FIELD GOAL PERCENTAGE	FGM	FGA	PCT
1. Jelani McCoy, Los Angeles	174	253	.688
2. Ian Mahinmi, Austin	276	449	.615
3. Justin Cage, Colorado	178	295	.603
3. Abdoulaye N'Diaye, Los Angeles	88	146	.603
5. Keith Closs, Tulsa	120	200	.600
6. James Lang, Utah	248	439	.565
7. Stanley Asumnu, Rio Grande Valley	145	262	.553
8. Kevin Pittsnogle, Albuquerque	77	89	.865

FREE THROW PERCENTAGE	FTM	FTA	PCT
1. Blake Ahearn, Dakota	191	199	.960
2. Brian Chase, Los Angeles	112	124	.903
3. Andre Barrett, Austin	144	161	.894
4. Randy Livingston, Idaho	165	185	.892
5. Earl Calloway, Fort Wayne	234	264	.886
6. Kevin Kruger, Utah	169	192	.880
7. Scooter McFadgon, Bakersfield	162	187	.866
7. Nick Fazekas, Tulsa	224	405	.553

3 POINT FIELD GOAL PERCENTAGE	3PM	3PA	PCT
1. Justin Cage, Colorado	12	24	.500
2. Daniel Horton, Albuquerque	50	106	.472
3. Andre Ingram, Utah	47	105	.448
4. Ricky Sanchez, Idaho	41	92	.446
5. Fabrico Vay, Iowa	24	54	.444
6. Jason Fontenet, Tulsa	33	75	.440
7. Blake Ahearn, Dakota	108	246	.439
7. Andre Barrett, Austin	54	123	.439

BLOCKED SHOTS PER GAME	G	BS	AVG
1. Keith Closs, Tulsa	49	133	2.7
2. Stephane Lasme, Los Angeles	37	97	2.6
3. Brandon Wallace, Los Angeles	31	66	2.1
4. Jelani McCoy, Los Angeles	36	74	2.1
5. Chris Alexander, Sioux Falls	40	80	2.0
6. Kyrylo Fesenko, Utah	37	71	1.9
7. Kevin Lyde, Dakota	44	83	1.9
8. Mouhamed Sene, Idaho	27	47	1.7

2006-07 - REGULAR SEASON

2007 NBA Development League Champion Dakota Wizards Celebrate The Victory

2006-07 FINAL STANDINGS

EAST DIVISION

	W-L	HOME W-L	ROAD W-L	PCT	GB	LAST 5	STREAK
1-Dakota Wizards	33-17	19-6	14-11	.660	---	4-1	WON 3
2-Sioux Falls Skyforce	30-20	17-8	13-12	.600	3.0	2-3	LOST 1
3-Fort Worth Flyers	29-21	18-7	11-14	.580	4.0	3-2	WON 1
Tulsa 66ers	21-29	12-13	9-16	.420	12.0	2-3	LOST 1
Austin Toros	21-29	11-14	10-15	.420	12.0	1-4	LOST 4
Arkansas RimRockers	16-34	11-14	5-20	.320	17.0	3-2	LOST 1

WEST DIVISION

	W-L	HOME W-L	ROAD W-L	PCT	GB	LAST 5	STREAK
1-Idaho Stampede	33-17	16-9	17-8	.660	---	4-1	WON 3
2-Colorado 14ers	28-22	16-9	12-13	.560	5.0	1-4	LOST 3
3-Albuquerque Thunderbirds	24-26	14-11	10-15	.480	9.0	3-2	WON 3
Los Angeles D-Fenders	23-27	13-12	10-15	.460	10.0	2-3	LOST 1
Anaheim Arsenal	23-27	11-14	12-13	.460	10.0	3-2	LOST 1
Bakersfield Jam	19-31	12-13	7-18	.380	14.0	3-2	WON 1

x - Clinched Playoff Spot
1 - Clinched Playoff First Seed
2 - Clinched Playoff Second Seed
3 - Clinched Playoff Third Seed

REGULAR SEASON STATISTICS

2006-07 TEAM STATISTICS AND RANKING

TEAM	G	FGM	FGA	PCT	FTM	FTA	PCT	3PM	3PA	PCT	PTS	AVG	OR	DR	REB	AVG	AST	PF	TO	BS	ST
Albuquerque	50	1934	4094	.472	1117	1454	.768	189	582	.325	5174	103.5	711	1523	2234	44.7	1084	1272	894	284	364
Anaheim	50	1823	4036	.452	1156	1481	.781	205	704	.291	5007	100.1	561	1327	1888	37.8	777	1113	749	154	326
Arkansas	50	1999	4287	.466	1061	1400	.758	248	717	.346	5307	106.1	618	1427	2045	40.9	1103	1292	956	254	501
Austin	50	1865	4057	.460	944	1316	.717	248	684	.363	4922	98.4	707	1486	2193	43.9	789	1160	954	259	376
Bakersfield	50	1910	4088	.467	1017	1331	.764	185	557	.332	5022	100.4	549	1426	1975	39.5	1164	1204	843	208	396
Colorado	50	2120	4353	.487	1136	1531	.742	249	726	.343	5625	112.5	785	1488	2273	45.5	1136	1195	855	256	377
Dakota	50	2009	4260	.472	1135	1502	.756	226	660	.342	5379	107.6	747	1544	2291	45.8	1036	1230	811	223	413
Fort Worth	50	2003	4362	.459	951	1341	.709	415	1077	.385	5372	107.4	729	1536	2265	45.3	978	1201	827	268	345
Idaho	50	1880	3928	.479	950	1258	.755	283	795	.356	4993	99.9	560	1559	2119	42.4	1244	1206	868	236	405
Los Angeles	50	1836	4034	.455	971	1301	.746	227	652	.348	4870	97.4	675	1381	2056	41.1	913	1109	880	255	420
Sioux Falls	50	1912	4109	.465	1136	1573	.722	297	867	.343	5257	105.1	665	1540	2205	44.1	981	1150	846	277	382
Tulsa	50	1905	4039	.472	940	1291	.728	371	1021	.363	5121	102.4	651	1399	2050	41.0	1105	1136	863	227	363

League Totals and Averages

	G	FGM	FGA	Pct	FTM	FTA	Pct	3PM	3PA	Pct	PTS	Avg	OR	DR	REB	Avg	AST	PF	TO	BS	ST
	300	23196	49647	.467	12514	16779	.746	3143	9042	0.348	62049	103.4	7958	17636	25594	42.7	12310	14268	10346	2901	4668
AVG		38.7	82.7		20.9	28.0		5.2	15.1				13.3	29.4			20.5	23.8	17.2	4.8	7.8

TEAM

		FIELD GOALS			3PT FIELD GOALS			FREE THROWS			REBOUNDS			MISCELLANEOUS					SCORING	
TEAM	G	MADE	ATT	PCT	MADE	ATT	PCT	MADE	ATT	PCT	OFF	DEF	TOT	AST	PF	STL	TO	BLK	PTS	AVG
ABQ	50	1934	4094	.472	189	582	.325	1117	1454	.768	711	1523	2234	1084	1272	364	894	284	5174	103.5
ANA	50	1823	4036	.452	205	704	.291	1156	1481	.781	561	1327	1888	777	1113	326	749	154	5007	100.1
ARK	50	1999	4287	.466	248	717	.346	1061	1400	.758	618	1427	2045	1103	1292	501	956	254	5307	106.1
AUS	50	1865	4057	.460	248	684	.363	944	1316	.717	707	1486	2193	789	1160	376	954	259	4922	98.4
BAK	50	1910	4088	.467	185	557	.332	1017	1331	.764	549	1426	1975	1164	1204	396	843	208	5022	100.4
COL	50	2120	4353	.487	249	726	.343	1136	1531	.742	785	1488	2273	1136	1195	377	855	256	5625	112.5
DAK	50	2009	4260	.472	226	660	.342	1135	1502	.756	747	1544	2291	1036	1230	413	811	223	5379	107.6
FTW	50	2003	4362	.459	415	1073	.879	951	1341	.709	729	1536	2265	978	1201	345	827	268	5372	107.4
IDA	50	1880	3928	.479	283	795	.356	950	1258	.755	560	1559	2119	1244	1206	405	868	236	4993	99.9
LOS	50	1836	4034	.455	227	652	.348	971	1301	.746	675	1381	2056	913	1109	420	880	255	4870	97.4
SFL	50	1912	4109	.465	297	867	.343	1136	1573	.722	665	1540	2205	981	1150	382	846	277	5257	105.1

OPPONENTS

	FIELD GOALS			3PT FIELD GOALS			FREE THROWS			REBOUNDS			MISCELLANEOUS					SCORING		
TEAM	MADE	ATT	PCT	MADE	ATT	PCT	MADE	ATT	PCT	OFF	DEF	TOT	AST	PF	STL	TO	BLK	PTS	AVG	DIF
ABQ	1830	4028	.454	259	763	.339	1134	1571	.722	605	1355	1960	973	1295	390	832	223	5053	101.1	+2.4
ANA	2024	4133	.490	212	678	.313	956	1265	.756	694	1573	2267	1033	1273	339	869	243	5216	104.3	-4.2
ARK	2030	4248	.478	273	783	.349	1210	1637	.739	771	1595	2366	1103	1184	414	998	243	5543	110.9	-4.7
AUS	1923	4171	.461	246	731	.337	992	1356	.732	682	1401	2083	962	1121	440	786	239	5084	101.7	-3.2
BAK	1911	4089	.467	240	641	.374	1118	1485	.753	663	1559	2222	1014	1159	354	920	186	5180	103.6	-3.2
COL	2049	4265	.480	272	759	.358	1077	1377	.782	638	1349	1987	1197	1262	401	828	327	5447	108.9	+3.6
DAK	1894	4144	.457	343	962	.357	990	1367	.724	651	1460	2111	1067	1203	365	880	259	5121	102.4	+5.2
FTW	1996	4306	.464	261	720	.363	1112	1495	.744	672	1545	2217	923	1165	334	801	255	5365	107.3	+0.1
IDA	1760	3948	.446	236	709	.333	1057	1415	.747	611	1474	2085	837	1075	415	860	212	4813	96.3	+3.6
LOS	1857	3993	.465	258	776	.332	951	1230	.773	621	1349	1970	1073	1113	420	852	265	4923	98.5	-1.1
SFL	1906	4189	.455	240	726	.331	1007	1342	.750	638	1496	2134	970	1267	403	867	235	5059	101.2	+4.0

2006-07 INDIVIDUAL LEADERS

SCORING AVERAGE	G	PTS	AVG
1. Roger Powell, Arkansas	28	624	22.3
2. Von Wafer, Colorado	42	884	21.0
3. Dijon Thompson, Albuquerque	32	666	20.8
4. BJ Elder, Austin	45	896	19.9
5. Desmon Farmer, Tulsa	32	634	19.8
6. Clay Tucker, Arkansas	46	906	19.7
7. Jawad Williams, Anaheim	50	958	19.2
8. Denham Brown, Tulsa	42	782	18.6
9. Kevinn Pinkney, Bakersfield	47	875	18.6
10. Elton Brown, Colorado	50	920	18.4
11. Renaldo Major, Dakota	45	820	18.2
12. Stephen Graham, Sioux Falls	32	575	18.0
13. Jeremy Richardson, Fort Worth	34	593	17.4
14. Sean Banks, Los Angeles	37	642	17.4
15. Quemont Greer, Dakota	49	821	16.8
16. Andre Owens, Anaheim	50	828	16.6

REBOUNDS PER GAME	G	RBS	AVG
1. Pops Mensah-Bonsu, Fort Worth	26	271	10.4
2. Patrick O'Bryant, Bakersfield	25	241	9.6
2. Elton Brown, Colorado	50	482	9.6
4. Dijon Thompson, Albuquerque	32	286	8.9
5. Jared Reiner, Sioux Falls	28	246	8.8
6. Mike Hall, Tulsa	32	272	8.5
7. Jeff Graves, Idaho	31	250	8.1
8. Louis Amundson, Colorado	25	189	7.6

MINUTES PER GAME	G	MIN	AVG
1. Dijon Thompson, Albuquerque	32	1284	40.1
2. Clay Tucker, Arkansas	46	1838	40.0
3. Randy Livingston, Idaho	46	1806	39.3
4. Will Conroy, Tulsa	42	1648	39.2
5. Jawad Williams, Anaheim	50	1961	39.2
6. Andre Owens, Anaheim	50	1927	38.5
7. Mike Hall, Tulsa	32	1189	37.2
8. BJ Elder, Austin	45	1640	36.4

ASSISTS PER GAME	G	AST	AVG
1. Will Conroy, Tulsa	42	447	10.6
2. Randy Livingston, Idaho	46	488	10.6
3. Pooh Jeter, Colorado	50	355	7.1
4. Clay Tucker, Arkansas	46	252	5.5
5. Tony Bland, Albuquerque	42	222	5.3
6. Curtis Stinson, Fort Worth	28	147	5.3
7. Gerry McNamara, Bakersfield	41	215	5.2
8. Cheyne Gadson, Austin	48	228	4.8

STEALS PER GAME	G	AST	AVG
1. Clay Tucker, Arkansas	46	96	2.1
2. Frank Williams, Sioux Falls	44	78	1.8
3. Dijon Thompson, Albuquerque	32	56	1.8
4. Brandon Dean, Arkansas	46	80	1.7
5. Tony Bobbit, Colorado	36	62	1.7
6. Randy Livingston, Idaho	46	75	1.6
7. Renaldo Major, Dakota	45	68	1.5
8. Eddie Robinson, Idaho	27	38	1.4

FIELD GOAL PERCENTAGE	FGM	FGA	PCT
1. Eddy Fobbs, Sioux Falls	101	157	.643
2. Kevin Lyde, Dakota	190	305	.623
3. Mike Harris, Colorado	237	385	.616
4. Shawn Daniels, Bakersfield	64	109	.587
5. Jeff Graves, Idaho	159	276	.576
6. Frans Steyn, Tulsa	114	202	.564
7. Louis Amundson, Colorado	117	208	.563
8. Pops Mensah-Bonsu, Fort Worth	154	275	.560

FREE THROW PERCENTAGE	FTM	FTA	PCT
1. James Maye, Dakota	119	127	.937
2. Brian Chase, Los Angeles	76	82	.927
3. Gerry McNamara, Bakersfield	95	103	.922
4. Pooh Jeter, Colorado	193	218	.885
5. Troy Bell, Austin	163	186	.876
6. Alan Anderson, Tulsa	87	100	.870
7. Stephen Graham, Sioux Falls	152	176	.864
7. Daryl Dorsey, Anaheim	146	169	.864
7. Rick Rickert, Colorado	140	162	.864

3-POINT FIELD GOAL PERCENTAGE	3PM	3PA	PCT
1. Corey Williams, Dakota	10	22	.455
2. Von Wafer, Colorado	120	265	.453
3. Alan Anderson, Tulsa	19	42	.452
4. Brian Chase, Los Angeles	118	270	.437
5. Denham Brown, Tulsa	33	76	.434
6. Tyrone Sally, Arkansas	6	14	.429
7. Kevin Burleson, Fort Worth	109	262	.416
8. Tim Barnes, Idaho	24	59	.407

BLOCKED SHOTS PER GAME	G	BS	AVG
1. Patrick O'Bryant, Bakersfield	25	72	2.9
2. Cezary Trybanski, Tulsa	48	121	2.5
3. Louis Amundson, Colorado	25	62	2.5
4. Andre Patterson, Los Angeles	50	78	1.6
5. Mike Harris, Colorado	48	74	1.5
6. Matt Haryasz, Arkansas	30	41	1.4
7. Eddy Fobbs, Sioux Falls	44	60	1.4
7. Peter Ramos, Idaho	33	45	1.4

2005-06 - REGULAR SEASON

2006 NBA Development League Champion Albuquerque Thunderbirds Celebrate The Victory

2005-06 FINAL STANDINGS

	W-L	HOME W-L	ROAD W-L	PCT	GB	LAST 5	STREAK
y-Fort Worth	28-20	14-10 1	4-10	.583	0.0	1-4	LOST 2
x-Albuquerque	26-22	15-9	11-13	.541	2.0	3-2	WON 1
x-Roanoke	25-23	14-10	11-13	.520	3.0	2-3	LOST 1
x-Florida	25-23	14-10	11-13	.520	3.0	3-2	WON 1
Tulsa	24-24	15-9	9-15	.500	4.0	4-1	WON 3
Austin	24-24	13-11	11-13	.500	4.0	2-3	LOST 1
Arkansas	24-24	11-13	13-11	.500	4.0	1-4	LOST 2
Fayetteville	16-32	14-10	2-22	.333	12.0	2-3	LOST 1

y – regular season champions, #1 seed in postseason
x - Clinched Playoff Berth

REGULAR SEASON STATISTICS

2005-06 TEAM STATISTICS AND RANKING

TEAM	G	FGM	FGA	PCT	FTM	FTA	PCT	3PM	3PA	PCT	PTS	AVG	OR	DR	REB	AVG	AST	PF	TO	BS	ST
Albuquerque	48	1727	3793	.455	964	1289	.748	143	480	.298	4561	95.0	665	1407	2072	43.2	898	1182	769	240	362
Arkansas	48	1847	3806	.485	1120	1521	.736	234	627	.373	5048	105.2	529	1315	1844	38.4	996	1257	851	199	446
Austin	48	1819	3847	.473	964	1349	.715	210	580	.362	4812	100.3	612	1343	1955	40.7	908	1027	778	178	401
Fayetteville	48	1859	4000	.465	1077	1522	.708	223	655	.340	5018	104.5	707	1423	2130	44.4	899	1393	888	169	337
Florida	48	1735	3765	.461	1088	1478	.736	109	308	.354	4667	97.2	630	1477	2107	43.9	1020	1122	788	257	299
Fort Worth	48	1758	3760	.468	1022	1488	.687	157	463	.339	4695	97.8	644	1359	2003	41.7	891	1306	763	261	404
Roanoke	48	1773	3789	.468	1408	1912	.736	193	577	.334	5147	107.2	625	1464	2089	43.5	838	1299	963	234	399
Tulsa	48	1794	3779	.475	906	1310	.692	316	861	.367	4810	100.2	576	1393	1969	41.0	1011	1199	859	217	380

League Totals and Averages

	G	FGM	FGA	Pct	FTM	FTA	Pct	3PM	3PA	Pct	PTS	Avg	OR	DR	REB	Avg	AST	PF	TO	BS	ST
	192	14312	30539	.469	8549	11869	.720	1585	4551	.348	38758	100.9	4988	11181	16169	42.1	7461	9785	6659	1755	3028
AVG		37.3	79.5		22.3	30.9		4.1	11.9				13.0	29.1			19.4	25.5	17.3	4.6	7.9

TEAM

		FIELD GOALS			3PT FIELD GOALS			FREE THROWS			REBOUNDS			MISCELLANEOUS					SCORING	
TEAM	G	MADE	ATT	PCT	MADE	ATT	PCT	MADE	ATT	PCT	OFF	DEF	TOT	AST	PF	STL	TO	BLK	PTS	AVG
ABQ	48	1727	3793	.455	143	480	.298	964	1289	.748	665	1407	2072	898	1182	362	769	240	4561	95.0
ARK	48	1847	3806	.485	234	627	.373	1120	1521	.736	529	1315	1844	996	1257	446	851	199	5048	105.2
AUS	48	1819	3847	.473	210	580	.362	964	1349	.715	612	1343	1955	908	1027	401	778	178	4812	100.3
FAY	48	1859	4000	.465	223	655	.340	1077	1522	.708	707	1423	2130	899	1393	337	888	169	5018	104.5
FLA	48	1735	3765	.461	109	308	.354	1088	1478	.736	630	1477	2107	1020	1122	299	788	257	4667	97.2
FTW	48	1758	3760	.468	157	463	.339	1022	1488	.687	644	1359	2003	891	1306	404	763	261	4695	97.8
ROA	48	1773	3789	.468	193	577	.334	1408	1912	.736	625	1464	2089	838	1299	399	963	234	5147	107.2
TUL	48	1794	3779	.475	316	861	.367	906	1310	.692	576	1393	1969	1011	1199	380	859	217	4810	100.2

OPPONENTS

	FIELD GOALS			3PT FIELD GOALS			FREE THROWS			REBOUNDS			MISCELLANEOUS					SCORING		
TEAM	MADE	ATT	PCT	MADE	ATT	PCT	MADE	ATT	PCT	OFF	DEF	TOT	AST	PF	STL	TO	BLK	PTS	AVG	DIF
ABQ	1645	3612	.455	172	513	.335	1059	1495	.708	556	1326	1882	829	1152	371	768	187	4521	94.2	+0.8
ARK	1880	3864	.487	175	531	.330	1148	1604	.716	660	1416	2076	997	1239	376	908	213	5083	105.9	-0.7
AUS	1875	3829	.490	211	581	.363	817	1135	.720	584	1391	1975	958	1147	400	838	229	4778	99.5	+0.7
FAY	1811	3844	.471	233	600	.388	1266	1723	.735	616	1423	2039	883	1238	380	846	248	5121	106.7	-2.1
FLA	1753	3858	.454	190	600	.317	1004	1383	.726	586	1375	1961	1068	1186	368	723	245	4700	97.9	-0.7
FTW	1651	3653	.452	163	554	.294	1109	1524	.728	623	1370	1993	819	1193	323	843	231	4574	95.3	+2.5
ROA	1926	4054	.475	227	572	.397	1133	1589	.713	676	1434	2110	1031	1467	450	883	236	5212	108.6	-1.4
TUL	1771	3825	.463	214	600	.357	1013	1416	.715	687	1446	2133	876	1163	360	850	166	4769	99.4	+0.9

2005-06 INDIVIDUAL LEADERS

SCORING AVERAGE	G	PTS	AVG
1. Bracey Wright, Florida	30	659	22.0
2. Isiah Victor, Roanoke	45	844	18.8
3. Erik Daniels, Fayetteville	46	811	17.6
4. Tierre Brown, Albuquerque	32	551	17.2
5. John Lucas, Tulsa	35	590	16.9
6. Ramel Curry, Austin	44	740	16.8
7. Desmon Farmer, Tulsa	48	789	16.4
8. Peter Ramos, Roanoke	43	641	14.9
9. Clay Tucker, Arkansas	47	662	14.1
10. Bernard King, Tulsa	34	452	13.3
11. Kareem Reid, Arkansas	48	626	13.0
12. Will Conroy, Tulsa	47	605	12.9
13. T.J. Cummings, Albuquerque	48	606	12.6
14. Kelenna Azubuike, Fort Worth	41	516	12.6
15. Brian Jackson, Arkansas	47	591	12.6
16. Ezra Williams, Austin	42	526	12.5

REBOUNDS PER GAME	G	RBS	AVG
1. Erik Daniels, Fayetteville	46	372	8.1
2. Isiah Victor, Roanoke	45	360	8.0
3. Peter Ramos, Roanoke	43	333	7.7
3. Peter Ramos, Roanoke	43	333	7.7
4. Duane Erwin, Florida	30	229	7.6
5. Marcus Douthit, Albuquerque	42	303	7.2
6. Jamar Smith, Austin	48	344	7.2
7. Ersan Ilyasova, Tulsa	46	324	7.0
8. Rick Rickert, Fayetteville	26	181	7.0

MINUTES PER GAME	G	MIN	AVG
1. Bracey Wright, Florida	30	1127	37.6
2. Kareem Reid, Arkansas	48	1765	36.8
3. Derrick Zimmerman, Austin	45	1642	36.5
4. Isiah Victor, Roanoke	45	1631	36.2
5. Tierre Brown, Albuquerque	32	1149	35.9
6. John Lucas, Tulsa	35	1226	35.0
7. Ramel Curry, Austin	44	1538	35.0
8. Erik Daniels, Fayetteville	46	1575	34.2

ASSISTS PER GAME	G	AST	AVG
1. Kareem Reid, Arkansas	48	391	8.1
2. Will Conroy, Tulsa	47	314	6.7
3. Aaron Miles, Fort Worth	27	178	6.6
4. Tierre Brown, Albuquerque	32	208	6.5
5. Derrick Zimmerman, Austin	45	290	6.4
6. Bernard King, Tulsa	34	154	4.5
7. Bracey Wright, Florida	30	124	4.1
8. John Lucas, Tulsa	35	135	3.9

STEALS PER GAME	G	AST	AVG
1. Derrick Zimmerman, Austin	45	87	1.9
2. Bryant Matthews, Roanoke	45	75	1.7
3. Kareem Reid, Arkansas	48	76	1.6
4. John Lucas, Tulsa	35	55	1.6
5. Will Conroy, Tulsa	47	71	1.5
6. Tierre Brown, Albuquerque	32	48	1.5
7. Brandon Robinson, Albuquerque	40	57	1.4
8. Clay Tucker, Arkansas	47	66	1.4

FIELD GOAL PERCENTAGE	FGM	FGA	PCT
1. Shawnson Johnson, Tulsa	135	217	.622
2. Peter Ramos, Roanoke	266	452	.588
3. D'or Fischer, Roanoke	65	112	.580
4. Jason Clark, Roanoke	44	77	.571
5. Ayodeji Akindele, Fort Worth	122	222	.550
6. George Leach, Florida	164	300	.547
7. Cezary Trybanski, Tulsa	56	103	.544
8. Andreas Glyniadakis, Albuquerque	147	275	.535

FREE THROW PERCENTAGE	FTM	FTA	PCT
1. Austin Nichols, Florida	116	134	.866
2. T.J. Cummings, Albuquerque	118	138	.855
3. Ramel Curry, Austin	114	134	.851
4. Ezra Williams, Austin	81	97	.835
5. Andreas Glyniadakis, Albuquerque	115	141	.816
6. Bernard King, Tulsa	102	126	.810
7. Kareem Reid, Arkansas	172	213	.808
8. Duane Erwin, Florida	57	71	.803

3-POINT FIELD GOAL PERCENTAGE	3PM	3PA	PCT
1. John Lucas, Tulsa	61	141	.433
2. Desmon Farmer, Tulsa	113	264	.428
3. Bracey Wright, Florida	47	110	.427
4. Ramel Curry, Austin	68	163	.417
5. Keith Langford, Fort Worth	10	25	.400
6. Andre Emmett, Austin	28	71	.394
7. Ezra Williams, Austin	57	145	.393
8. Myron Allen, Arkansas	23	59	.390

BLOCKED SHOTS PER GAME	G	BS	AVG
1. Cezary Trybanski, Tulsa	45	88	2.0
2. Peter Ramos, Roanoke	43	78	1.8
3. George Leach, Florida	47	65	1.4
4. D'or Fischer, Roanoke	26	34	1.3
5. Andreas Glyniadakis, Albuquerque	38	48	1.3
6. Marcus Douthit, Albuquerque	42	45	1.1
7. Duane Erwin, Florida	30	29	1.0
8. Scott Merritt, Austin	43	41	1.0

2004-05 - REGULAR SEASON



2005 NBA Development League Champion Asheville Altitude Celebrate The Victory

2004-05 FINAL STANDINGS

	W-L	HOME W-L	ROAD W-L	PCT	GB	LAST 5	STREAK
y-Columbus	30-18	15-9	15-9	.625	- -	3-2	WON 2
z-Huntsville	27-21	17-7	10-14	.562	3.0	3-2	LOST 1
x-Asheville	27-21	16-8	11-13	.562	3.0	3-2	WON 1
x-Roanoke	26-22	14-10	12-12	.541	4.0	1-4	LOST 3
Fayetteville	17-31	14-10	3-21	.354	13.0	2-3	WON 1
Florida Flame	17-31	9-15	8-16	.354	13.0	3-2	LOST 1

y - regular season champions, #1 seed in postseason
Z - clinched home court in semi-final
x - clinched postseason berth

2004-05 TEAM STATISTICS AND RANKING

TEAM	G	FGM	FGA	PCT	FTM	FTA	PCT	3PM	3PA	PCT	PTS	AVG	OR	DR	REB	AVG	AST	PF	TO	BS	ST
Asheville	48	1870	3831	.488	995	1399	.711	43	148	.291	4778	99.5	542	1408	1950	40.6	939	1133	778	241	430
Columbus	48	1722	3747	.460	900	1251	.719	72	196	.367	4416	92.0	576	1419	1995	41.6	892	1050	694	281	376
Fayetteville	48	1702	3725	.457	936	1301	.719	55	160	.344	4395	91.6	585	1305	1890	39.4	869	1099	726	279	359
Florida	48	1770	3941	.449	981	1359	.722	87	252	.345	4608	96.0	630	1369	1999	41.6	1078	1151	840	294	420
Huntsville	48	1786	3856	.463	1012	1334	.759	75	225	.333	4659	97.1	701	1347	2048	42.7	872	1237	766	212	350
Roanoke	48	1832	3956	.463	1183	1632	.725	103	269	.383	4950	103.1	691	1428	2119	44.1	829	1175	799	235	354

League Totals and Averages

G	FGM	FGA	Pct	FTM	FTA	Pct	3PM	3PA	Pct	PTS	Avg	OR	DR	REB	Avg	AST	PF	TO	BS	ST
144	10682	23056	.463	6007	8276	.726	435	1250	.348	27806	96.5	3725	8276	12001	41.7	5479	6845	4603	1542	2289
AVG	37.1	80.1		20.9	28.7		1.5	4.3				12.9	28.7			19.0	23.8	16.0	5.4	7.9

TEAM

		FIELD GOALS			3PT FIELD GOALS			FREE THROWS			REBOUNDS			MISCELLANEOUS					SCORING	
TEAM	G	MADE	ATT	PCT	MADE	ATT	PCT	MADE	ATT	PCT	OFF	DEF	TOT	AST	PF	STL	TO	BLK	PTS	AVG
ASH	48	1870	3831	.488	43	148	.291	995	1399	.711	542	1408	1950	939	1133	430	778	241	4778	99.5
CLB	48	1722	3747	.460	72	196	.367	900	1251	.719	576	1419	1995	892	1050	376	694	281	4416	92.0
FAY	48	1702	3725	.457	55	160	.344	936	1301	.719	585	1305	1890	869	1099	359	726	279	4395	91.6
FLO	48	1770	3941	.449	87	252	.345	981	1359	.722	630	1369	1999	1078	1151	420	840	294	4608	96.0
HUN	48	1786	3856	.463	75	225	.333	1012	1334	.759	701	1347	2048	872	1237	350	766	212	4659	97.1
ROA	48	1832	3956	.463	103	269	.383	1183	1632	.725	691	1428	2119	829	1175	354	799	235	4950	103.1

OPPONENTS

	FIELD GOALS			3PT FIELD GOALS			FREE THROWS			REBOUNDS			MISCELLANEOUS					SCORING		
TEAM	MADE	ATT	PCT	MADE	ATT	PCT	MADE	ATT	PCT	OFF	DEF	TOT	AST	PF	STL	TO	BLK	PTS	AVG	DIF
ASH	1815	3885	.467	76	220	.345	981	1361	.721	602	1386	1988	906	1171	396	806	277	4687	97.6	+1.9
CLB	1655	3817	.434	55	189	.291	928	1247	.744	650	1404	2054	824	1070	336	733	246	4293	89.4	+2.6
FAY	11785	3805	.469	81	192	.422	932	1294	.720	638	1410	2048	859	1059	347	745	208	4583	95.5	-3.9
FLO	1868	3964	.471	85	242	.351	1041	1422	.732	622	1468	2090	1131	1109	436	805	246	4862	101.3	-5.3
HUN	1698	3645	.466	92	221	.416	1074	1501	.716	584	1250	1834	833	1112	359	730	266	4562	95.0	+2.0
ROA	1861	3940	.472	46	186	.247	1051	1451	.724	629	1358	1987	926	1324	415	784	299	4819	100.4	+2.7

2004-05 INDIVIDUAL LEADERS

SCORING AVERAGE	G	PTS	AVG
1. Isiah Victor, Roanoke	41	801	19.5
2. David Young, Fayetteville	45	831	18.5
3. Ron Slay, Asheville	48	819	17.1
4. Kirk Haston, Florida	46	754	16.4
5. Damone Brown, Huntsville	32	510	15.9
6. Tang Hamilton, Fayetteville	42	662	15.8
7. Ramel Curry, Columbus	25	375	15.0
8. Terrence Shannon, Asheville	40	592	14.8
9. Carl English, Florida	48	699	14.6
10. Mike King, Fayetteville	44	622	14.1
11. Hiram Fuller, Florida	41	571	13.9
12. Leonard Stokes, Asheville	42	583	13.9
13. Reed Rawlings, Columbus	48	642	13.4
14. Scott Merritt, Columbus	41	535	13.0
15. Sung-Yoon Bang, Roanoke	41	514	12.5
16. James Thomas, Roanoke	36	448	12.4

REBOUNDS PER GAME	G	RBS	AVG
1. James Thomas, Roanoke	36	480	13.3
2. Rodney Bias, Huntsville	43	556	12.9
3. Hiram Fuller, Florida	41	347	8.5
4. Kirk Haston, Florida	46	363	7.9
5. Ruben Boumtje, Fayetteville	38	284	7.5
6. Ousmane Cisse, Fayetteville	48	344	7.2
7. Isiah Victor, Roanoke	41	292	7.1
8. Kevin Owens, Roanoke	48	336	7.0

MINUTES PER GAME	G	MIN	AVG
1. Omar Cook, Fayetteville	44	1677	38.1
2. Kirk Haston, Florida	46	1672	36.3
3. James Thomas, Roanoke	36	1276	35.4
4. Tang Hamilton, Fayetteville	42	1486	35.4
5. Damone Brown, Huntsville	32	1091	34.1
6. Leonard Stokes, Asheville	42	1366	32.5
7. Isiah Victor, Roanoke	41	1302	31.8
8. Rodney Bias, Huntsville	43	1338	31.1

ASSISTS PER GAME	G	AST	AVG
1. Omar Cook, Fayetteville	44	380	8.6
2. Derrick Zimmerman, Columbus	48	271	5.6
3. Jason Miskiri, Huntsville	40	223	5.6
4. Kevin Braswell, Columbus	27	137	5.1
5. Marcus Moore, Florida	45	211	4.7
6. Leonard Stokes, Asheville	42	176	4.2
7. Timmy Bowers, Asheville	48	192	4.0
8. Miah Davis, Roanoke	46	160	3.5

STEALS PER GAME	G	AST	AVG
1. Omar Cook, Fayetteville	44	92	2.1
2. Leonard Stokes, Asheville	42	78	1.9
3. Derrick Zimmerman, Columbus	48	89	1.9
4. Jason Miskiri, Huntsville	40	59	1.5
5. Mike King, Fayetteville	44	56	1.3
6. Reed Rawlings, Columbus	48	61	1.3
7. Timmy Bowers, Asheville	48	60	1.3
7. Jeff Myers, Columbus	40	50	1.3

FIELD GOAL PERCENTAGE	FGM	FGA	PCT
1. Rodney Bias, Huntsville	140	228	.614
2. Sean Finn, Florida	65	111	.586
3. Tony Kitchings, Asheville	170	304	.559
4. James Thomas, Roanoke	165	312	.529
5. Tang Hamilton, Fayetteville	268	508	.528
6. Mike Benton, Columbus	159	305	.521
7. Ron Slay, Asheville	305	587	.520
8. Scott Merritt, Columbus	205	395	.519

FREE THROW PERCENTAGE	FTM	FTA	PCT
1. Austin Nichols, Huntsville	125	142	.880
2. Kevin Braswell, Columbus	54	62	.871
3. Kirk Penney, Asheville	119	137	.869
4. Darius Rice, Florida	85	98	.867
5. Seth Doliboa, Roanoke	105	126	.833
6. Reed Rawlings, Columbus	118	142	.831
7. Timmy Bowers, Asheville	61	74	.824
8. David Young, Fayetteville	204	250	.816

3-POINT FIELD GOAL PERCENTAGE	3PM	3PA	PCT
1. Greg Davis, Fayetteville	7	14	.500
2. Carl English, Florida	21	46	.457
3. Adam Harrington, Columbus	20	44	.455
4. Jason Miskiri, Huntsville	17	42	.405
5. Ramel Curry, Columbus	4	10	.400
6. Sung-Yoon Bang, Roanoke	38	97	.392
7. Reed Rawlings, Columbus	18	47	.383
8. Leroy Hurd, Columbus	12	32	.375

BLOCKED SHOTS PER GAME	G	BS	AVG
1. Cedric Suitt, Asheville	32	69	2.2
2. Mike Benton, Columbus	48	98	2.0
3. Ousmane Cisse, Fayetteville	48	85	1.8
4. Casey Sanders, Roanoke	31	53	1.7
5. Hiram Fuller, Florida	41	68	1.7
6. Kirk Haston, Florida	46	74	1.6
7. Ruben Boumtje, Fayetteville	38	61	1.6
8. Kitwana Rhymer, Columbus	31	47	1.5

2003-04 - REGULAR SEASON

2004 NBA Development League Champion Asheville Altitute Celebrate The Victory

2003-04 FINAL STANDINGS

	W-L	HOME W-L	ROAD W-L	PCT	GB	LAST 5	STREAK
Asheville Altitude	28-18	15-8	13-10	.608	---	5-0	WON 5
Charleston Lowgators	27-19	17-6	10-13	.586	1.0	4-1	WON 3
Huntsville Flight	24-22	10-13	14-9	.521	4.0	2-3	WON 1
Fayetteville Patriots	21-25	10-13	11-12	.456	7.0	3-2	LOST 1
Roanoke Dazzle	20-26	10-13	10-13	.434	8.0	0-5	LOST 10
Columbus Riverdragons	18-28	9-14	9-14	.391	10.0	2-3	LOST 3

2004-05 TEAM STATISTICS AND RANKING

TEAM	G	FGM	FGA	PCT	FTM	FTA	PCT	3PM	3PA	PCT	PTS	AVG	OR	DR	REB	AVG	AST	PF	TO	BS	ST
Asheville	46	1840	3807	.483	992	1347	.736	170	480	.354	4842	105.3	542	1309	1851	40.2	1022	1122	655	208	417
Charleston	46	1702	3725	.457	970	1389	.698	183	563	.325	4557	99.1	632	1407	2039	44.3	846	1189	824	290	466
Columbus	46	1581	3574	.442	868	1259	.689	176	509	.346	4206	91.4	574	1463	2037	44.3	934	1132	792	228	318
Fayetteville	46	1669	3657	.456	1083	1415	.765	170	517	.329	4591	99.8	567	1296	1863	40.5	896	1081	817	174	376
Huntsville	46	1708	3756	.455	1026	1381	.743	113	395	.286	4555	99.0	613	1418	2031	44.2	849	1146	775	270	357
Roanoke	46	1648	3555	.464	1127	1577	.715	120	402	.299	4543	98.8	515	1411	1926	41.9	791	1262	801	198	320

League Totals and Averages

	G	FGM	FGA	Pct	FTM	FTA	Pct	3PM	3PA	Pct	PTS	Avg	OR	DR	REB	Avg	AST	PF	TO	BS	ST
	138	10148	22074	.460	6066	8368	.725	932	2866	.325	27294	98.9	3443	8304	11747	42.6	5338	6932	4664	1368	2254
AVG		36.8	80.0		22.0	30.3		3.4	10.4				12.5	30.1			19.3	25.1	16.9	5.0	8.2

TEAM

		FIELD GOALS			3PT FIELD GOALS			FREE THROWS			REBOUNDS			MISCELLANEOUS					SCORING	
TEAM	G	MADE	ATT	PCT	MADE	ATT	PCT	MADE	ATT	PCT	OFF	DEF	TOT	AST	PF	STL	TO	BLK	PTS	AVG
CHS	46	1702	3725	.457	183	563	.325	970	1389	.698	632	1407	2039	846	1189	466	824	290	4557	99.1
CLB	46	1581	3574	.442	176	509	.346	868	1259	.689	574	1463	2037	934	1132	318	792	228	4206	91.4
FAY	46	1669	3657	.456	170	517	.329	1083	1415	.765	567	1296	1863	896	1081	376	817	174	4591	99.8
HUN	46	1708	3756	.455	113	395	.286	1026	1381	.743	613	1418	2031	849	1146	357	775	270	4555	99.0
ROA	46	1648	3555	.464	120	402	.299	1127	1577	.715	515	1411	1926	791	1262	320	801	198	4543	98.8

OPPONENTS

	FIELD GOALS			3PT FIELD GOALS			FREE THROWS			REBOUNDS			MISCELLANEOUS					SCORING		
TEAM	MADE	ATT	PCT	MADE	ATT	PCT	MADE	ATT	PCT	OFF	DEF	TOT	AST	PF	STL	TO	BLK	PTS	AVG	DIF
ASH	1716	3627	.473	158	508	.311	1020	1399	.729	574	1382	1956	851	1142	326	809	229	4610	100.2	+5.0
CHS	1661	3686	.451	149	442	.337	1003	1365	.735	626	1376	2002	851	1134	381	880	223	4474	97.3	+1.8
CLB	1606	3633	.442	154	493	.312	976	1351	.722	530	1366	1896	913	1014	352	664	204	4342	94.4	-3.0
FAY	1818	3720	.489	155	457	.339	950	1298	.732	545	1371	1916	994	1172	395	772	259	4741	103.1	-3.3
HUN	1706	3804	.448	156	502	.311	981	1379	.711	620	1400	2020	918	1139	384	750	230	4549	98.9	+0.1
ROA	1641	3604	.455	160	464	.345	1136	1576	.721	548	1409	1957	811	1331	416	789	223	4578	99.5	-0.8

2003-04 INDIVIDUAL LEADERS

SCORING AVERAGE	G	PTS	AVG
1. Desmond Penigar, Asheville	38	746	19.6
2. Tierre Brown, Charleston	41	763	18.6
3. Ime Udoke, Charleston	41	694	16.9
4. Junie Sanders, Fayetteville	44	743	16.9
5. Marque Perry, Roanoke	44	678	15.4
6. Jason Collier, Fayetteville	30	462	15.4
7. Alpha Bangura, Charleston	45	676	15.0
8. Britton Johnsen, Fayetteville	34	495	14.6
9. Josh Asselin, Roanoke	46	664	14.4
10. Philip Ricci, Huntsville	45	632	14.0
11. Rod Grizzard, Huntsville	44	615	14.0
12. Mateen Cleaves, Huntsville	42	576	13.7
13. Terrence Shannon, Roanoke	34	465	13.7
14. Brandon Kurtz, Asheville	33	446	13.5
15. Bryan Lucas, Fayetteville	45	606	13.5
16. Damone Brown, Huntsville	26	342	13.2

REBOUNDS PER GAME	G	RBS	AVG
1. Rodney Bias, Huntsville	36	364	10.1
2. Courtney James, Columbus	46	377	8.2
3. Bryan Lucas, Fayetteville	45	367	8.2
4. Karim Shabazz, Charleston	46	348	7.6
5. Terence Morris, Columbus	46	340	7.4
6. Jason Collier, Fayetteville	30	216	7.2
7. Ime Udoke, Charleston	41	295	7.2
8. Brandon Kurtz, Asheville	33	232	7.0

MINUTES PER GAME	G	MIN	AVG
1. Omar Cook, Fayetteville	24	981	40.9
2. Marque Perry, Roanoke	44	1728	39.3
3. Courtney James, Columbus	46	1567	34.1
4. Tierre Brown, Charleston	41	1387	33.8
5. Jason Capel, Fayetteville	31	1043	33.6
6. Junie Sanders, Fayetteville	44	1445	32.8
7. Bryan Lucas, Fayetteville	45	1461	32.5
8. George Williams, Roanoke	45	1457	32.4

ASSISTS PER GAME	G	AST	AVG
1. Omar Cook, Fayetteville	24	215	9.0
2. Kareem Reid, Asheville	43	290	6.7
3. Marque Perry, Roanoke	44	295	6.7
4. Tierre Brown, Charleston	41	265	6.5
5. Mateen Cleaves, Huntsville	42	248	5.9
6. Derrick Zimmerman, Columbus	45	238	5.3
7. Brandin Knight, Asheville	38	186	4.9
8. Jeff Myers, Columbus	36	156	4.3

STEALS PER GAME	G	AST	AVG
1. Omar Cook, Fayetteville	24	63	2.6
2. Tierre Brown, Charleston	41	74	1.8
3. Brandin Knight, Asheville	38	68	1.8
4. Ime Udoke, Charleston	41	64	1.6
5. Erick Barkley, Huntsville	42	64	1.5
6. Marque Perry, Roanoke	44	67	1.5
7. Chuck Eidson, Charleston	32	47	1.5
8. Jeff Myers, Columbus	36	52	1.4

FIELD GOAL PERCENTAGE	FGM	FGA	PCT
1. Kris Lang, Asheville	206	336	.613
2. Greg Stevenson, Asheville	189	332	.569
3. Karim Shabazz, Charleston	113	206	.549
4. Rodney Bias, Huntsville	81	153	.529
5. Josh Asselin, Roanoke	238	452	.527
5. Darrell Johns, Roanoke	145	275	.527
7. Philip Ricci, Huntsville	247	470	.526
8. Rolan Roberts, Charleston	177	337	.525

FREE THROW PERCENTAGE	FTM	FTA	PCT
1. Jeff Myers, Columbus	131	154	.851
2. Rick Apodaca, Huntsville	62	73	.849
3. Curtis Staples, Roanoke	78	92	.848
4. Rusty LaRue, Asheville	41	49	.837
5. Jason Capel, Fayetteville	107	129	.829
6. Lavor Postell, Asheville	149	182	.819
7. Damone Brown, Huntsville	82	101	.812
8. Jason Collier, Fayetteville	142	175	.811

3-POINT FIELD GOAL PERCENTAGE	3PM	3PA	PCT
1. Rusty LaRue, Asheville	43	87	.494
2. Kent Williams, Fayetteville	45	100	.450
3. Jeff Myers, Columbus	28	68	.412
4. Rick Apodaca, Huntsville	23	59	.390
5. Damone Brown, Huntsville	24	62	.387
6. Chuck Eidson, Charleston	12	32	.375
7. Desmond Penigar, Asheville	32	86	.372
8. Britton Johnsen, Fayetteville	18	49	.367

BLOCKED SHOTS PER GAME	G	BS	AVG
1. Ken Johnson, Huntsville	40	97	2.4
2. Karim Shabazz, Charleston	46	96	2.1
3. Hiram Fuller, Charleston	40	76	1.9
4. Kevin Lyde, Columbus	46	75	1.6
5. Terence Morris, Columbus	46	72	1.6
6. Kris Lang, Asheville	44	63	1.4
7. Rodney Bias, Huntsville	36	45	1.3
8. Rolan Roberts, Charleston	46	55	1.2

2002-03 - REGULAR SEASON

2003 NBA Development League Champion Mobile Revelers Celebrate The Victory

2002-03 FINAL STANDINGS

	W-L	HOME W-L	ROAD W-L	PCT	GB	LAST 5	STREAK
y-Fayetteville	32-18	15-10	17-8	.640	0.0	2-3	WON 2
x-Roanoke	26-24	13-12	13-12	.520	6.0	3-2	LOST 1
x-North Charleston	26-24	16-9	10-15	.520	6.0	3-2	WON 2
x-Mobile	26-24	17-8	9-16	.520	6.0	3-2	WON 2
Columbus	23-27	14-11	9-16	.460	9.0	3-2	LOST 1
Asheville	23-27	14-11	9-16	.460	9.0	2-3	LOST 2
Huntsville	22-28	11-14	11-14	.440	10.0	2-3	LOST 2
Greenville	22-28	14-11	8-17	.440	10.0	2-3	WON 1

y - Clinched Division Title x - Clinched Playoff Berth

2002-03 INDIVIDUAL LEADERS

SCORING AVERAGE	G	PTS	AVG
1. Nate Johnson, Columbus	49	955	19.5
2. Jeff Trepagnier, Asheville	48	850	17.7
3. Devin Brown, Fayetteville	44	742	16.9
4. Corey Benjamin, North Charleston	38	632	16.6
5. Cory Alexander, Roanoke	50	827	16.5
6. Mikki Moore, Roanoke	42	674	16.0
7. Billy Thomas, Greenville	49	785	16.0
8. Tierre Brown, North Charleston	44	692	15.7
9. Sedric Webber, North Charleston	50	783	15.7
10. Tang Hamilton, Columbus	50	774	15.5
11. Cedric Henderson, Mobile	31	475	15.3
12. Terrence Shannon, Roanoke	50	734	14.7
13. Lonnie Harrell, Huntsville	50	670	13.4
14. Brandon Williams, Huntsville	41	529	12.9
15. Eddie Gill, Asheville	35	439	12.5
16. Damone Brown, North Charleston	42	524	12.5

REBOUNDS PER GAME	G	RBS	AVG
1. Tang Hamilton, Columbus	50	452	9.0
2. Mikki Moore, Roanoke	42	352	8.4
3. Derek Hood, Mobile	48	399	8.3
4. Rodney Bias, Huntsville	49	362	7.4
5. Soumaila Samake, Greenville	33	231	7.0
6. Eugene Edgerson, Mobile	50	322	6.4
7. Kevin Lyde, Greenville	47	301	6.4
8. Jameel Watkins, Fayetteville	50	320	6.4

MINUTES PER GAME	G	MIN	AVG
1. Cory Alexander, Roanoke	50	1794	35.9
2. Mikki Moore, Roanoke	42	1409	33.5
3. Brandon Williams, Huntsville	41	1325	32.3
4. Tang Hamilton, Columbus	50	1615	32.3
5. Sedric Webber, North Charleston	50	1610	32.2
6. Billy Thomas, Greenville	49	1551	31.7
7. Nate Johnson, Columbus	49	1529	31.2
8. Jeff Trepagnier, Asheville	48	1491	31.1

ASSISTS PER GAME	G	AST	AVG
1. Cory Alexander, Roanoke	50	306	6.1
2. Omar Cook, Fayetteville	50	268	5.4
3. Eddie Gill, Asheville	35	182	5.2
4. Nate Green, Columbus	37	189	5.1
5. Terrell McIntyre, Fayetteville	50	255	5.1
6. Donald Hand, Greenville	50	247	4.9
7. Tierre Brown, North Charleston	44	216	4.9
8. Jeremy Veal, Mobile	25	73	2.9

STEALS PER GAME	G	AST	AVG
1. Jeff Trepagnier, Asheville	48	111	2.3
2. Cory Alexander, Roanoke	50	99	2.0
3. Sedric Webber, North Charleston	50	87	1.7
4. Omar Cook, Fayetteville	50	78	1.6
5. Billy Thomas, Greenville	49	69	1.4
6. Donald Hand, Greenville	50	68	1.4
7. Terrell McIntyre, Fayetteville	50	67	1.3
8. Cedric Henderson, Mobile	31	41	1.3

FIELD GOAL PERCENTAGE	FGM	FGA	PCT
1. Peter Cornell, North Charleston	123	207	.594
2. Rodney Bias, Huntsville	118	206	.573
3. Soumaila Samake, Greenville	101	181	.558
4. Geoff Owens, Roanoke	89	162	.549
5. Derek Hood, Mobile	178	328	.543

6. Darrell Johns, Roanoke	49	92	.533
7. Brian Lucas, Fayetteville	167	314	.532
7. Eugene Edgerson, Mobile	108	203	.532

FREE THROW PERCENTAGE	FTM	FTA	PCT
1. Jason Capel, Fayetteville	154	174	.885
1. Tierre Brown, North Charleston	177	200	.885
3. Eddie Gill, Asheville	117	133	.880
4. Terrell McIntyre, Fayetteville	109	125	.872
5. Isaac Fontaine, Mobile	116	138	.841
6. Donald Hand, Greenville	208	249	.835
7. Luke Recker, Asheville	62	75	.827
8. Devin Brown, Fayetteville	185	225	.822

3-POINT FIELD GOAL PERCENTAGE	3PM	3PA	PCT
1. Isaac Fontaine, Mobile	61	138	.442
2. Shae Seals, Mobile	54	126	.429
2. Corey Benjamin, North Charleston	36	84	.429
4. A.J. Guyton, Huntsville	41	97	.423
5. Ryan Carroll, Asheville	20	48	.417
6. Greg Jones, Greenville	77	186	.414
6. Damone Brown, North Charleston	24	58	.414
8. Terrell McIntyre, Fayetteville	81	197	.411

BLOCKED SHOTS PER GAME	G	BS	AVG
1. Soumaila Samake, Greenville	33	53	1.6
2. Mikki Moore, Roanoke	42	67	1.6
3. Jeff Aubry, Fayetteville	50	70	1.4
4. Ernest Brown, Mobile	50	68	1.4
5. Peter Cornell, North Charleston	35	44	1.3
6. Lee Scruggs, Asheville	47	56	1.2
7. Jameel Watkins, Fayetteville	50	58	1.2
8. Kevin Lyde, Greenville	47	53	1.1

2001-02 - REGULAR SEASON

2002 NBA Development League Champion Greenville Groove Celebrate The Victory

2001-02 FINAL STANDINGS

	W-L	HOME W-L	ROAD W-L	PCT	GB	LAST 5	STREAK
xyz-North Charleston	36-20	16-12	20-8	.642	0.0	5-0	WON 5
xy-Greenville	36-20	18-10	18-10	.642	0.0	3-2	LOST 1
x-Columbus	31-25	13-15	18-10	.553	5.0	2-3	WON 2
x-Mobile	30-26	13-15	17-11	.535	6.0	3-2	LOST 1
Huntsville	26-30	13-15	13-15	.464	10.0	1-4	LOST 3
Asheville	26-30	13-15	13-15	.464	10.0	4-1	LOST 1
Fayetteville	21-35	13-15	8-20	.375	15.0	3-2	LOST 1
Roanoke	18-38	11-17	7-21	.321	18.0	0-5	LOST 11

z - Clinched Number One Seed in the Playoffs
y - Regular Season Co-Champion
x - Clinched Playoff Berth

2001-02 INDIVIDUAL LEADERS

SCORING AVERAGE	G	PTS	AVG
1. Isaac Fontaine, Mobile	52	906	17.4
2. Gabe Muoneke, Columbus	47	804	17.1
3. Tremaine Fowlkes, Columbus	42	701	16.7
4. Greg Stempin, Fayetteville	48	752	15.7
5. Terrell McIntyre, Fayetteville	39	598	15.3
6. Andre McCollum, Roanoke	43	625	14.5
7. John Strickland, Columbus	41	588	14.3
8. Artie Griffin, Roanoke	44	630	14.3
9. Billy Thomas, Greenville	45	629	14.0
10. Ansu Sesay, Greenville	45	626	13.9
11. Antwain Smith, Fayetteville	36	494	13.7
12. Nate Johnson, Columbus	51	699	13.7
13. Fred House, North Charleston	56	751	13.4
14. Sedric Webber, North Charleston	55	736	13.4
15. Marshall Phillips, Roanoke	55	713	13.0
16. Jimmie Hunter, Huntsville	56	716	12.8

REBOUNDS PER GAME	G	RBS	AVG
1. Thomas Hamilton, Greenville	50	468	9.4
2. Shelly Clark, Huntsville	28	247	8.8
3. Derek Hood, Mobile	54	468	8.7

4. Kareem Poole, Columbus	55	420	7.6
5. Antwain Smith, Fayetteville	36	259	7.2
6. Rahim Lockhart, Greenville	56	401	7.2
7. Kelvin Price, Huntsville	47	336	7.1
8. Makhtar NDiaye, North Charleston	48	309	6.4

MINUTES PER GAME	G	MIN	AVG
1. Artie Griffin, Roanoke	44	1504	34.2
2. Greg Stempin, Fayetteville	48	1611	33.6
3. Tremaine Fowlkes, Columbus	42	1338	31.9
4. Terrell McIntyre, Fayetteville	39	1234	31.6
5. Omar Cook, Fayetteville	35	1105	31.6
6. Marshall Phillips, Roanoke	55	1716	31.2
7. Ansu Sesay, Greenville	45	1376	30.6
8. Billy Thomas, Greenville	45	1373	30.5

ASSISTS PER GAME	G	AST	AVG
1. Omar Cook, Fayetteville	35	272	7.8
2. Scoonie Penn, Asheville	28	141	5.0
3. Terrell McIntyre, Fayetteville	39	190	4.9
4. Nate Green, North Charleston	35	143	4.1
5. Chris Garner, Columbus	48	195	4.1
6. Mike Wilks, Huntsville	44	175	4.0

STEALS PER GAME	G	AST	AVG
1. Fred House, North Charleston	56	139	2.5
2. Jeff Myers, Greenville	56	118	2.1
3. Terrell McIntyre, Fayetteville	39	69	1.8
4. Billy Thomas, Greenville	45	74	1.6
5. Scoonie Penn, Asheville	28	46	1.6
6. Mike Wilks, Huntsville	44	68	1.5

FIELD GOAL PERCENTAGE	FGM	FGA	PCT
1. Lorenzo Coleman, Roanoke	126	208	.606
2. Thomas Hamilton, Greenville	216	366	.590
3. Victor Avila, North Charleston	99	182	.544
4. Jeff Aubry, Fayetteville	144	277	.520
5. Derek Hood, Mobile	216	417	.518
6. Rahim Lockhart, Greenville	270	524	.515
7. Eugene Edgerson, Mobile	60	118	.508
8. DeeAndre Hulett, Greenville	155	316	.491

FREE THROW PERCENTAGE	FTM	FTA	PCT
1. Isaac Fontaine, Mobile	229	253	.905
2. Terrell McIntyre, Fayetteville	125	140	.893
3. Johnny Hemsley, Asheville	73	83	.880
4. Terry Dehere, North Charleston	50	57	.877
5. Jeremy Veal, Columbus	82	94	.872
6. Billy Thomas, Greenville	105	121	.868
7. Rashad Phillips, Mobile	128	148	.865
8. Eric Harris, Greenville	54	63	.857

3-POINT FIELD GOAL PERCENTAGE	3PM	3PA	PCT
1. Terry Dehere, North Charleston	27	60	.450
2. Sedric Webber, North Charleston	41	93	.441
3. Saul Smith, Columbus	37	87	.425
4. Isaac Fontaine, Mobile	67	158	.424
5. Terrell McIntyre, Fayetteville	39	93	.419
6. Danny Earl, Roanoke	31	77	.403
7. Greg Stolt, Huntsville	26	65	.400
8. Mike Wilks, Huntsville	24	62	.387

BLOCKED SHOTS PER GAME	G	BS	AVG
1. Lee Scruggs, Asheville	56	118	2.1
2. Neil Edwards, North Charleston	55	103	1.9
3. Jeff Aubry, Fayetteville	55	94	1.7
4. Anthony Pelle, Roanoke	29	49	1.7
5. Lorenzo Coleman, Roanoke	46	67	1.5
6. Makhtar NDiaye, North Charleston	48	61	1.3
7. Thomas Hamilton, Greenville	50	63	1.3
8. Kareem Poole, Columbus	55	62	1.1

NBA Development League Register

-Alphabetical List, All-Players
-2008-09 Players
- All-Time GATORADE Call-Ups
-All-Time NBA Assigned Players

ALL-TIME PLAYER LIST

ALPHABETICAL, LAST NAME

A

Abney, Larry
Abukar, Mohamed
Acker, Alex
Adams, Ben
Adams, Wink
Ager, Maurice
Agudio, Antoine
Ahearn, Blake
Ajinca, Alexis
Akindele, Deji
Akingbala, Akin
Al-Sayyad, Mustafa
Alexander, Chris
Alexander, Cory
Alexander, Joe
Allen, Julian
Allen, Myron
Allen, Ronald
Allen, Steve
Alleyne, Shagari
Allred, Lance
Almond, Morris
Alston, Rafer
Ambres, Mildon
Aminu, Alade
Amundson, Louis
Anagonye, Aloysius
Andersen, Chris
Anderson, Alan
Anderson, Antonio
Anderson, Luke
Anderson, Rashad
Anderson, TeJay
Andrews, Richard
Andriuskevicius, Martynas
Angounou, Serge
Anthony, Joel
Apodaca, Rick
Arceneaux, Harold
Archie, Tezale
Ard, Eddie
Armstrong, Brandon
Asselin, Josh
Asumnu, Stanley
Atchley, Connor
Aubry, Jeffrion
Augustine, James
Austrie, Craig
Avila, Victor
Axon, Jarred
Ayer, Chris
Ayers, Ryan
Ayuso, Larry
Azubuike, Kelenna

B

Badiane, Malick
Bailey, David
Baker, Maurice
Bang, Sung-Yoon
Bangura, Alpha
Banks, Sean
Barber, John
Barber, Steven
Barea, Jose Juan
Barkley, Erick
Barnes, Matt
Barnes, Tim
Barnette, Sean
Barrett, Andre
Barron, Earl
Basden, Eddie
Bass, Brandon
Bateer, Mengke
Battle, Turner
Beasley, Jerome
Beck, Romel
Bell, Chad
Bell, David
Bell, Troy
Benjamin, Corey
Bennerman, Cameron
Benson, Rod
Benton, Mike
Berdiel, Ali
Bergersen, Roberto
Berghoefer, David
Bethel, Tony
Bias, Rodney
Billbe, Brayden
Billings, Nick
Binnie, Jimmy
Bird, Derrick
Black, C.J.
Blackburn, Jermaine
Blackshear, Ronald
Blair, Tyrelle
Blakes, Anthony
Blalock, Will
Bland, Tony
Blatche, Andray
Bluntt, Jahsha
Bobbitt, Tony
Boese, Jeff
Boggan, Mario
Bonner, Luke
Bookout, Kevin
Booyer, James
Boseman, Stais
Boumtje Boumtje, Ruben
Bowden, DeAnthony
Bowen, Justin
Bowers, Timmy
Bowman, Brandon
Bowman, Calvin
Boxley, Seamus
Bozeman, Cedric
Bracey, Bryan
Brady, Jordan
Braggs, Torraye
Braswell, Kevin
Brewer, Jamison
Brewer, Raynell
Brewington, Dwight
Bright, Ryan
Brooks, Aaron
Brooks, Chris
Brooks, Darren
Broussard, Alvin
Brown, Andre
Brown, Brian
Brown, Cecil
Brown, Damone
Brown, Denham
Brown, Devin
Brown, Elton
Brown, Ernest
Brown, Jamaal
Brown, Jamar
Brown, Joe
Brown, Kedrick
Brown, Marshall
Brown, Nate
Brown, Roman
Brown, Sah-U-Ra
Brown, Shannon
Brown, Sir Valiant
Brown, Tierre
Brumbaugh, Keith
Bryant, John
Buckman, Brad
Bunton, Cypheus
Burleson, Kevin
Burns, Evan
Burrell, Scott
Burrell, Stanley
Burton, Nat
Bush, Tim
Butch, Brian
Butler, Lamar
Butorac, Paul
Byars, Derrick
Bynum, Will
Byrd, Rashid

C

Cage, Justin
Calloway, Earl
Camara, Babacar
Campbell, Marcus
Campbell, Pete
Caner-Medley, Nik
Capel, Jason
Carberry, Tobe
Carlisle, Geno
Carmona, Bimbo
Carrawell, Chris
Carroll, Matt
Carroll, Pat
Carroll, Ryan
Carter, D'Lancy
Carter, Jared
Carter, Maurice
Carter, Russell
Charlo, Mo
Chase, Brian
Chenowith, Eric
Childress, Chris
Christianson, Kipp
Christie, Tony
Christoffersen, Chris
Cisse, Ousmane
Clack, Kris
Clancy, Sam
Clark, Earl
Clark, Jason
Clark, Keith
Clark, Milone
Clark, Shelly
Clausen, Greg
Claxton, Geary
Cleaves, Mateen
Clinch, Lewis
Clinkscales, Cliff
Closs, Keith
Code, Merl
Coker, John
Coleman, Anthony
Coleman, Dominique
Coleman, Lorenzo
Coley, Eric
Collier, Jason
Collins, Brian
Collins, Coleman
Collins, DeAngelo
Collins, Kris
Colson, Sean
Conley, Robert
Conroy, Will
Cook, Ashanti
Cook, Daequan
Cook, Mike
Cook, Omar
Cooper, Darren
Copeland, Chris
Cornell, Peter
Cornley, Jamelle
Cotton, Brandon
Craft, Walter
Craven, Errick
Crawford, Joe
Crawford, Terrence
Cripe, James
Crosby, Chris
Crouse, David
Crutchfield, Tai
Cuffee, Michael
Cuic, Sasha
Cummard, Lee
Cummings, T.J.
Cummings, Vonteego
Curry, JamesOn
Curry, Ramel

D

Dabbert, Joe
Dalmau, Richie
Daniels, Erik
Daniels, Greedy
Daniels, Nate
Daniels, Shawn
Daniels, Will
Danridge, Anthony
Darger, Joe
Dartez, Kendall
Daugherty, Sean
Davenport, Derrick
Davidson, Jermareo
Davis, Bennet
Davis, Chris
Davis, Chuck
Davis, Greg
Davis, Josh
Davis, Kyle
Davis, Miah
Davis, Paul
Dawkins, Kenny
Dawson, Eric
Dean, Brandon
Dean, Mike
Dehere, Terry
Delaney, Thaddeous
Devendorf, Eric
Dial, Derrick
Diaz, Guillermo
Dickau, Dan
Dickens, Kaniel
Diggs, Ryan
Dixon, David
Dixon, Jason
Dixon, Nigel
Dobbins, Tony
Dockery, Sean
Doctor, Patrick
Doliboa, Seth
Dorsey, Daryl
Dorsey, Joey
Dorsey, Majic
Dos Santos, Morro
Douby, Quincy
Douthit, Marcus
Dove, Marcus
Dowdell, Zabian
Dryden, Robb
Duany, Kueth
Dukes, Johnny
Dupay, Teddy
Dupree, Jerry
Dupree, Ronald
Dyer, Ramon

E

Earl, Danny
Eaton, Byron
Ebi, Ndudi
Edgerson, Eugene
Edwards, Carl
Edwards, Corsley
Edwards, Damond
Edwards, John
Edwards, Neil
Edwards, Shane
Efevberha, Mike
Ehambe, Moses
Eidson, Chuck
Ekezie, Obinna
Elder, Barry (BJ)
Eldridge, Courtney
Elisma, Eddie
Elliott, Carl
Elliott, Reggie
Ellis, Chris
Ellis, Jason
Ellis, Tyrone
Ely, Shy
Emmett, Andre
English, Carl
English, Carlos
Ervin, Gary
Erwin, Duane
Evans, Brian
Evans, David
Evans, Marcus
Everett, Terrell
Ewing Jr., Patrick

F

Famutimi, Olu
Farmar, Jordan
Farmer, Desmon
Fazekas, Nick
Felix, Jean
Felix, Noel
Fernando, Luis

Fesenko, Kyrylo
Fey, Michael
Ffriend, Kimani
Fields, Patrick
Finn, Sean
Fischer, D'or
Fitch, Gerald
Fizer, Marcus
Fleming, Marcus
Flippen, John
Fobbs, Eddy
Fontaine, Isaac
Fontenet, Jason
Forbes, Gary
Ford, Alton
Ford, Sharrod
Forehan-Kelly, Ryan
Forte, Joseph
Fowlkes, Tremaine
Frahm, Richie
Freeman, Brandon
Frey, Kevin
Frisby, William
Fuller, Hiram
Fuqua, Anthony

G

Gadson, Cheyne
Gaines, Charles
Gaines, Reece
Gaines, Sundiata
Gamble, Terrence
Gansey, Mike
Gardner, Thomas
Garner, Chris
Gay, Sherman
Gayden, Keith
Gaye, Badou
Gee, Alonzo
Gee, Jarrod
Gelabale, Mickael
George, Otis
Gerwig, Nate
Giannoulis, Giannis
Gibbs, Will
Gibson, Fred
Giddens, J.R.
Gilchrist, John
Gilder, Trey
Giles, C.J.
Gill, Eddie
Gillespie, Brock
Gipson, Tony
Givens, omm'A
Gladness, Mickell
Glyniadakis, Andreas
Goldcamp, Kyle
Goldwire, Leemire
Gonner, Dainmon
Good, Harry
Goodman, Johnny
Goods, Anthony
Gortat, Marcin
Graham, Louis
Graham, Stephen
Gransberry, Kentrell
Grant, Antonio
Grant, Gavin
Grant, Paul
Graves, Jeff
Gray, Chudney
Green, Danny
Green, Devin
Green, Gerald
Green, Nate
Green, Taurean
Greene, Brian
Greene, Donte
Greene, Orien
Greer, Lynn
Greer, Quemont
Gregory, Kenny
Grey, Greg
Grier, Vincent
Griffin, Artie
Griffin, Robert
Griffin, Taylor
Grizzard, Rod
Gross, Josh
Grundy, Anthony
Gunter, Jarvis
Guyton, A.J.

H

Haddadi, Hamed
Hadley, DeSean
Hagen, Jeff
Hairston, Malik
Hall, Mike
Haluska, Adam
Ham, Darvin
Hamilton, Brian
Hamilton, Gary
Hamilton, Justin
Hamilton, Tang
Hamilton, Thomas
Hamilton, Vernon
Hand, Donald
Hansen, Erek
Hardin, DeVon
Harper, Brian
Harrell, Lonnie
Harrington, Adam
Harrington, Othella
Harris, Anthony
Harris, Eric
Harris, Ivan
Harris, Jovan
Harris, Mike
Harris, Terrel
Hart, Jason
Hart, Steve
Haryasz, Matt
Hasbrouck, Kenny
Haston, Kirk
Hawkins, Brandon
Hawkins, Cliff
Hawkins, Justin
Hawkins, Shawn
Hayes, Chris
Hayes, Chuck
Haywood, Curtis
Heath, Brandon
Heide, Jason
Hemsley, Johnny
Henderson, Cedric
Hendrix, Bakari
Hendrix, Richard
Hicks, Russell
Hill, Herbert
Hill, Marcus
Hill, Rico
Hill, Steven
Hill, Terrence
Hill-Thomas, Garry
Hines, Derrick
Hite, Robert
Hodge, Julius
Holland, Delonte
Hollins, Ryan
Holmes, Travis
Hood, Adam
Hood, Antoine
Hood, Derek
Horner, Jeff
Horton, Daniel
Horton, Jason
House, Fred
Houston, Leonard
Howard, Ron
Hubbard, Marcus
Hudson, Lester
Hughes, Gabriel
Hulett, DeeAndre
Humphrey, Quin
Humphrey, Ryan
Hunter, Chris
Hunter, Jimmie
Hunter, Kris
Hunter, Othello
Hurd, Leroy
Hurdle, Lance
Hurt, Carlos
Huston, Geoff

I

Igo, Shaun
Ilic, Mile
Ilyasova, Ersan
Ingram, Andre

Ingram, Elijah

J

Jackson, Altron
Jackson, Brian
Jackson, Cedric
Jackson, Darnell
Jackson, David
Jackson, James (Boo)
Jackson, John
Jackson, Luke
Jalloh, Abdulai
James, Courtney
Jawai, Nathan
Jeffers, Maurice
Jeffers, Othyus
Jefferson, Dontell
Jennings, Vernon
Jerrells, Curtis
Jerry, Lavoris
Jeter, Pooh
Johns, Darrell
Johnsen, Britton
Johnson, Alexander
Johnson, Amir
Johnson, Anthony
Johnson, Carldell 'Squeaky'
Johnson, Dalron
Johnson, Danny
Johnson, DerMarr
Johnson, Ivan
Johnson, Jasper
Johnson, Justin
Johnson, Ken
Johnson, Kevin (Butter)
Johnson, Mitch
Johnson, Nate
Johnson, Perrin
Johnson, Shawnson
Johnson, Trey
Joiner, Michael
Jones, Antwan
Jones, Bobby
Jones, Dahntay
Jones, Demario
Jones, Dwayne
Jones, Dwight
Jones, Emmanuel
Jones, Greg
Jones, Lonnie
Jones, Marcel
Jones, Mark
Jones, Torrian
Jordan, Antoine
Jordan, Jared
Jordan, LaVall
Joseph, Andre

K

Kabov, Dabo
Karcher, Mark
Karl, Coby
Kelley, Ron
Kelly, Jeremy
Kendrick, Jamal
Kent, Anthony
Kerner, Jonathan
King, Bernard
King, Jimmy
King, Mike
Kitchings, Tony
Klotz, Jason
Knight, Brandin
Knight, Donnell
Korolev, Yaroslav
Koufos, Kosta
Krabbenhoft, Joe
Kruger, Kevin
Kurtz, Brandon
Kurz, Rob
Kyle, Anthony

L

LaRue, Rusty
Lafayette, Oliver
Laing, Brian
Landry, Antoine
Landry, Marcus
Lang, James
Lang, Kris
Langford, Keith
Lasme, Stephane
Laur, Matt
Lawson, Jason
Lazare, Darnell
Leach, George
Lewis, Marcus
Lewis, Martin
Lewis, Nick
Liberty, Adam
Linehan, John
Livingston, Randy
Livingston, Shaun
Lloyd, Ramel
Lockhart, Rahim
Locklier, Jay
Logan, David
Lolar, Damien
Long, Art
Longar, Longar
Looby, Kurt
Lowe, Chris
Lucas, Bryan
Lucas, John
Lyde, Kevin

M

Mahinmi, Ian
Major, Renaldo
Manuel, Jackie
Markota, Damir
Marlow, Jack
Marshall, Joe
Marshall, Rawle
Martin, Cartier
Martin, Terrance
Mashack, Elton
Mason, Brandon
Mason, Chet
Mathis, J.C.
Matthews, Bryant
Maxey, Erron
Maxwell, Maurice
Maye, James
Mays, James
Mazur, Marc
McAlarney, Kyle
McClain, Sergio
McClellan, Jawann
McClure, David
McCollum, Andre
McCoy, Jelani
McCray, Chris
McCullough, Taj
McCutcheon, Jason
McDowell, Stephen
McFadgon, Scooter
McGowan, Glen
McGuire, Jeremee
McHenry, Anthony
McIntyre, Terrell
McKenzie, Bryson
McKenzie, Lawrence
McKenzie, T.J.
McKie, BJ
McKiver, Rob
McKrieth, Jason
McLeod, Keith
McNamara, Gerry
McNeil, Jeremy
McRoberts, Josh
Meeking, Antonio
Mejia, Sammy
Melzer, Rich
Mensah-Bonsu, Pops
Merrill, Jarred
Merritt, Scott
Miles, Aaron
Miles, C.J.
Millage, Curtis
Miller, Darnell
Milligan, Dante
Mills, Abdul
Mills, Julien
Mills, Patrick
Millsap, John
Mims, O'Neal
Minard, Ricky
Minnifield, Corey
Minor, Tack

Miskiri, Jason
Mitchell, Dwayne
Monds, David
Monia, Sergei
Moon, Jamario
Moore, Jamaal
Moore, Jonathan
Moore, Malik
Moore, Marcus
Moore, Mikki
Moore, Ricky
Morris, Kevin
Morris, Terence
Morris, Toree
Morrison, Brian
Moten, Lawrence
Mott, Terquin
Mouton, Byron
Mullens, Byron
Muoneke, Gabe
Mutombo, Patrick
Myers, Jeff

N

N'Diaye, Abdoulaye
N'Diaye, Makhtar
N'diaye, Mamadou
Narvaez, Manuel
Neale, Alfred
Nelson, DeMarcus
Nelson, Mike
Nesbitt, Elton
Neumann, Nick
Nevill, Luke
Newman, Steve
Newson, Jared
Nichols, Austin
Nichols, Demetris
Nicholson, Yemi
Noel, Dave
Noel, David
Novak, Steve
Nwankwo, Ike

O

O'Bryant, Patrick
Obrzut, Lukasz
Ogunoye, Yemi
Okosun, Augstine
Oliver, Dean
Orr, Randall
Osmundson, Eric
Owens, Aaron
Owens, Andre
Owens, Geoff
Owens, Kevin
Owens, Larry

P

Palmer, David
Parada, Adam
Parker, Charlie
Parker, Jason
Parker, Smush
Parmer, Marlon
Patterson, Andre
Patterson, Tyson
Paulino, Kenton
Peeples, Michael
Pelle, Anthony
Penigar, Desmond
Penn, Scoonie
Penney, Kirk
Perovic, Kosta
Perry, Marque
Peters, James
Peterson, Sean
Pettway, Alvin
Pettway, Antoine
Petway, Brent
Phillips, Johnny
Phillips, Marshall
Phillips, Marvin
Phillips, Rashad
Pickett, Tim
Pinkney, Kevinn
Pinnock, J.R.
Pippen, William
Pittsnogle, Kevin
Plummer, Greg
Podkolzin, Pavel
Poole, Kareem
Porter, Demetrius
Postell, Lavor
Powell, Carlos
Powell, Josh
Powell, Kasib
Powell, Roger
Price, Kelvin
Pruitt, Gabe
Pugh, Jameel
Pyfrom, Livan

R

Ramos, Peter John
Randle, Ryan
Rawlings, Reed
Ray, Allan
Recker, Luke
Reed, Justin
Reed, Ray
Reese, George
Reese, Ray
Reid, Damian
Reid, Kareem
Reid, Larry
Reiner, Jared
Rhymer, Kitwana
Ricardo, Osiris
Ricci, Phillip
Rice, Darius
Rice, Dwuan
Rice, Lamar
Rice, Maureece
Rich, Jemeil
Richard, Chris
Richards, Jason
Richardson, Garrett
Richardson, Jeremy
Richardson, Norm
Rickert, Rick
Riley, Roderick
Riley, Ron
Roberson, Anthony
Roberson, Terrance
Roberts, Lawrence
Roberts, Rolan
Robinson, Antywane
Robinson, Brandon
Robinson, Chris
Robinson, Eddie
Robinson, Frank
Robinson, Freddy
Robinson, Jamal
Robinson, Russell
Rodgers, Chris
Rogers, Kevin
Rolle, Troy
Rollerson, Ron
Ross, Steve
Rowe, Justin
Rowland, E.J.
Rush, JaRon
Russell Jr., Walker
Rutland, Tony

S

Salahuddin, Rasul
Sally, Tyrone
Samake, Soumaila
Samb, Cheikh
Sanchez, Ricky
Sanchez, Sergio
Sanders, Casey
Sanders, Corey
Sanders, Junie
Sanders, Melvin
Sanders, Patrick
Sanders, Thomas
Sandoval, Andres
Santee, Corey
Santos, Atila
Satterfield, Kenny
Saunders, Edmund
Sawadogo, Aristeide
Scales, Alex
Scales, Dominique
Schenscher, Luke
Schintzius, Dwayne
Scott, DeWitt

Scott, Ed
Scott, Ernest
Scott, Melvin
Scruggs, Lee
Seals, Shea
Sene, Mouhamed
Sensley, Julian
Sesay, Ansu
Sessions, Ramon
Seung-Jin, Ha
Shabazz, Karim
Shakur, Mustafa
Shannon, Terrence
Sharpe, Walter
Shaw, Demetric
Sheldon, Bryce
Sheppard, Nick
Shields, Ricky
Shiloh, Kyle
Shine, Ty
Shipp, Joe
Shumate, Chris
Simmons, Bobby
Simmons, Cedric
Simpson, Diamon
Sims, Courtney
Singletary, Sean
Skaer, Jason
Slay, Ron
Slay, Tamar
Smith, Andre
Smith, Antwain
Smith, Brandon
Smith, Donta
Smith, Eric
Smith, JaJuan
Smith, Jamar
Smith, James
Smith, Jason
Smith, Jesse
Smith, Jon
Smith, Lanny
Smith, Mike
Smith, Saul
Smith, Steven
Smith, Theron
Smith, Tyler
Snow, Tychicus
Sobral, Jefferson
Sonderleiter, Sean
Sorrentine, T.J.
Sow, Pape
Sowers, Zach
Spanich, Adam
Staples, Curtis
Stempin, Greg
Stevens, Derrick
Stevenson, Greg
Stewart, Lodrick
Steyn, Frans

V

Stinson, Curtis
Stokes, Leonard
Stolt, Greg
Storey, Awvee
Straight, Jason
Strawberry, D.J.
Stricker, Brad
Strickland, John
Strickland, Trent
Strong, Derek
Suitt, Cedric
Sullinger, J.J.
Sun, Yue
Sweetney, Michael
Sweetwyne, Kevin
Swift, Robert
Sy, Amara
Sykes, Raymond

T

Tabuse, Yuta
Taft, Chris
Tate, Jermaine
Tatum, Jamaal
Taty, Bayonne
Taylor, Donell
Taylor, Eric
Taylor, James
Taylor, Jermaine
Taylor, Johnny
Taylor, Kenny
Taylor, Marcus
Taylor, Mike
Taylor, Ronell
Temple, Garrett
Terrell, Anthony
Terrell, Julian
Terry, Clifton
Terry, Curtis
Thabeet, Hasheem
Thomas, Billy
Thomas, Doug
Thomas, Harvey
Thomas, Jamaal
Thomas, James
Thomas, John
Thomas, Omar
Thomas, Stanley
Thomas, Terrance
Thompson, Dijon
Thornton, Damon
Tolbert, Frank
Tolliver, Anthony
Toppert, Chad
Toppert, Cody
Townes, Darian
Trepagnier, Jeff
Trim, Kibwe
Truscott, Louis
Trybanski, Cezary
Tucker, Alando
Tucker, Clay
Tucker, Dar
Tucker, P.J.
Turner, Larry
Tutt, Ray
Tyndale, Mark

U

Ubaka, Ayinde
Udoka, Ime
Ugboaja, Ejike
Ugrinoski, Aleksandar
Underwood, Cory

V

Vander Laan, Nick
Varem, Jeff
Vay, Fabricio
Veal, Jeremy
Victor, Isiah
Vinicius, Marcus
Violette, Cory
Vlijter, Rineo

W

Wafer, Von
Walker, Bill
Walker, Gerald
Walker, Jermaine
Walker, Tory
Wallace, Brandon
Wallace, Jonathan
Walsh, Matt
Walters, Kirk
Walters, Mark
Wardle, Brian
Washington, Anthony
Washington, Darius
Washington, Deron
Washington, Tim
Washington, Tyrone
Watkins, Darryl
Watkins, Jameel
Watson, C.J.
Watson, Keoni
Watts, Donald
Weaver, Kyle
Webb, Marquis
Webb, Rodney
Webber, Sedric
Webster, Martell
Weems, Sonny
West, Mario
Wethers, Brian
Whaley, Robert
Wheeler, Carlos
White, D.J.
White, Davin

White, James
White, Joe
White, John
White, Lou
White, Marcus
White, Quannas
White, Wendell
Whitehead, Luke
Whitlock, Tes
Whitted, Tre
Wideman, Tom
Wilborn, Elgrace
Wilkins, Anthony
Wilks, Mike
Williams, Ajani
Williams, Brandon
Williams, Corey
Williams, Donell
Williams, Eric
Williams, Ezra
Williams, Frank
Williams, Fred
Williams, Gary
Williams, George
Williams, Jamaal
Williams, Jason
Williams, Jawad
Williams, Jay
Williams, Jermaine
Williams, John
Williams, Justin
Williams, Kent
Williams, Latavious
Williams, Louis
Williams, Marcus
Williams, Mike
Williams, Reggie
Williams, Sean
Williams, Tarvis
Williams, Victor
Wilmont, Roderick
Wilson, Wesley
Winder, Craig
Wingate, Major
Wise, Jeremy
Withers, Curtis
Woods, Loren
Woods, Qyntel
Woolridge, Andre
Works, Joseph
Wormely, Horace
Wright, Akeem
Wright, Bracey
Wright, Brent
Wright, Dorell
Wright, James

Y

Yanke, Neil
Young, David
Young, Galen
Youngblood, Skipper

Z

Zeno, Martin
Zepernick, Keil

ALL PLAYERS, 2009-10

WINK ADAMS

Height: 6-0 College: Nevada - Las Vegas
Weight: 200 Birthdate: March 9, 1985

REGULAR SEASON RECORD

Year	Team	G	MIN	FGM	FGA	Pct	FTM	FTA	Pct	3	3A	REB	Avg	AST	PF	BS	ST	PTS	Avg
09-10	Tulsa	9	202	20	50	40.0	1	2	50.0	1	10	28	3.1	27	16	0	15	42	4.7

PLAYOFF RECORD

Year	Team	G	MIN	FGM	FGA	Pct	FTM	FTA	Pct	3	3A	REB	Avg	AST	PF	BS	ST	PTS	Avg
09-10	Tulsa	7	188	26	68	38.2	9	10	90.0	12	27	26	3.7	31	18	1	3	73	10.4

MAURICE AGER

Height: 6-5 College: Michigan State
Weight: 202 Birthdate: February 9, 1984
NBA Assignment History: 2006-07, Dallas to Fort Worth; 2007-08, Dallas to Tulsa

REGULAR SEASON RECORD

Year	Team	G	MIN	FGM	FGA	Pct	FTM	FTA	Pct	3	3A	REB	Avg	AST	PF	BS	ST	PTS	Avg
06-07	Fort Worth	9	273	42	103	40.8	32	44	72.7	10	31	25	2.8	27	24	1	4	126	14.0
07-08	Tulsa	8	269	47	117	40.2	29	48	60.4	16	37	15	1.9	15	19	0	6	139	17.4
09-10	Maine	22	757	117	246	47.6	76	105	72.4	33	78	100	4.5	75	44	5	20	343	15.6
Career		39	1286	206	466	44.2	137	197	69.5	59	146	140	3.6	117	87	6	30	608	15.6

ANTOINE AGUDIO

Height: 6-3 College: Hofstra
Weight: 185 Birthdate: January 20, 1985

REGULAR SEASON RECORD

Year	Team	G	MIN	FGM	FGA	Pct	FTM	FTA	Pct	3	3A	REB	Avg	AST	PF	BS	ST	PTS	Avg
08-09	Albquerque	26	839	134	276	48.6	67	82	81.7	51	119	81	3.1	36	42	2	46	386	14.8
09-10	Albuquerque	50	1604	259	559	46.3	141	183	77.0	96	220	127	2.5	138	77	1	49	755	15.1
Career		76	2445	393	835	47.1	208	265	78.5	147	339	208	2.7	174	119	3	95	1141	15.0

BLAKE AHEARN

Height: 6-2 College: Missouri State
Weight: 190 Birthdate: May 27, 1984
GATORADE Call-Up History: Dakota to Miami, 2007-08; Dakota to San Antonio, 2008-09
NBA Assignment History: San Antonio to Austin, 2008-09

REGULAR SEASON RECORD

Year	Team	G	MIN	FGM	FGA	Pct	FTM	FTA	Pct	3	3A	REB	Avg	AST	PF	BS	ST	PTS	Avg
07-08	Dakota	41	1206	239	492	48.6	191	199	96.0	108	246	83	2.0	142	87	1	30	777	19.0
08-09	AUS-DAK	47	1791	313	703	44.5	276	290	95.2	143	332	113	2.4	243	119	2	35	1045	22.2
09-10	ERI-BAK	30	1144	167	416	40.1	167	176	94.9	76	210	94	3.1	156	76	5	36	577	19.2
Career		118	4144	719	1611	44.6	635	665	95.5	327	788	290	2.5	541	279	8	101	2400	20.3

PLAYOFF RECORD

Year	Team	G	MIN	FGM	FGA	Pct	FTM	FTA	Pct	3	3A	REB	Avg	AST	PF	BS	ST	PTS	Avg
08-09	Dakota	2	96	11	30	36.7	14	15	93.3	6	15	2	1.0	14	8	0	2	42	21.0

ALEXIS AJINCA



Height: 7-0 College: France
Weight: 220 Birthdate: May 6, 1988
NBA Assignment History: 2008-09, Charlotte to Sioux Falls; 2009-10, Charlotte to Maine

REGULAR SEASON RECORD

Year	Team	G	MIN	FGM	FGA	Pct	FTM	FTA	Pct	3	3A	REB	Avg	AST	PF	BS	ST	PTS	Avg
08-09	Sx. Falls	11	251	48	101	47.5	35	44	79.5	0	3	75	6.8	4	41	20	9	131	11.9
09-10	Maine	22	571	113	207	54.6	95	127	74.8	0	3	166	7.5	9	85	68	9	321	14.6
Career		33	821	161	308	52.3	130	171	76.0	0	6	241	7.3	13	126	88	18	452	13.7

JOE ALEXANDER

Height: 6-8 College: West Virginia
Weight: 230 Birthdate: December 26, 1986
NBA Assignment History: 2009-10, Milwaukee to Fort Wayne

REGULAR SEASON RECORD

Year	Team	G	MIN	FGM	FGA	Pct	FTM	FTA	Pct	3	3A	REB	Avg	AST	PF	BS	ST	PTS	Avg
09-10	Fort Wayne	6	162	24	60	40.0	13	22	59.1	2	5	28	4.7	11	17	4	5	63	10.5

JULIAN ALLEN

Height: 6-4 College: Gerogia Southern
Weight: 210 Birthdate: July 18, 1987

REGULAR SEASON RECORD

Year	Team	G	MIN	FGM	FGA	Pct	FTM	FTA	Pct	3	3A	REB	Avg	AST	PF	BS	ST	PTS	Avg
09-10	Springfield	1	19	2	8	25.0	3	4	75.0	0	0	3	3.0	1	0	1	0	7	7.0

SHAGARI ALLEYNE

Height: 7-3 College: Manhattan
Weight: 270 Birthdate: January 14, 1984

REGULAR SEASON RECORD

Year	Team	G	MIN	FGM	FGA	Pct	FTM	FTA	Pct	3	3A	REB	Avg	AST	PF	BS	ST	PTS	Avg
09-10	Albuquerque	15	251	23	44	52.3	2	8	25.0	0	0	58	3.9	3	25	33	2	48	3.2

LANCE ALLRED

Height: 6-11 College: Weber State
Weight: 270 Birthdate: February 2, 1981
GATORADE Call-Up History: Idaho to Cleveland, 2007-08

REGULAR SEASON RECORD

Year	Team	G	MIN	FGM	FGA	Pct	FTM	FTA	Pct	3	3A	REB	Avg	AST	PF	BS	ST	PTS	Avg
06-07	Idaho	43	899	155	296	52.4	123	154	79.9	0	1	243	5.7	24	100	9	16	433	10.1
07-08	Idaho	38	1121	234	457	51.2	146	185	78.9	2	2	381	10.0	53	86	16	16	616	16.2
08-09	Idaho	45	1343	294	588	50.0	110	155	71.0	0	2	413	9.2	60	98	28	23	698	15.5
09-10	Idaho	30	936	178	359	49.6	34	51	66.7	0	0	269	9.0	38	89	11	15	390	13.0
Career		157	4316	861	1703	50.6	413	544	75.9	2	5	1309	8.3	176	373	64	70	2137	13.6

PLAYOFF RECORD

Year	Team	G	MIN	FGM	FGA	Pct	FTM	FTA	Pct	3	3A	REB	Avg	AST	PF	BS	ST	PTS	Avg
06-07	Idaho	1	48	10	17	58.8	4	6	66.7	0	0	17	17.0	1	1	0	1	24	24.0
08-09	Idaho	1	39	10	19	52.6	0	0	0.0	0	0	11	11.0	1	1	3	0	20	20.0
Career		2	87	20	36	55.6	4	6	66.7	0	0	28	14.0	2	2	3	1	44	22.0

MORRIS ALMOND



Height: 6-6 College: Rice
Weight: 225 Birthdate: February 2, 1985
NBA Assignment History: Utah to Utah, 2007-08, 2008-09

REGULAR SEASON RECORD

Year	Team	G	MIN	FGM	FGA	Pct	FTM	FTA	Pct	3	3A	REB	Avg	AST	PF	BS	ST	PTS	Avg
07-08	Utah	34	1262	297	666	44.6	219	263	83.3	57	161	122	3.6	55	79	17	31	870	25.6
08-09	Utah	14	442	112	215	52.1	88	108	81.5	22	54	54	3.9	14	38	3	7	334	23.9
09-10	MAI-SPR	42	1614	323	640	50.5	323	398	81.2	66	173	221	5.3	71	102	5	37	1035	24.6
Career		90	3319	732	1521	48.1	630	769	81.9	145	388	397	4.4	140	219	25	75	2239	24.9

PLAYOFF RECORD

Year	Team	G	MIN	FGM	FGA	Pct	FTM	FTA	Pct	3	3A	REB	Avg	AST	PF	BS	ST	PTS	Avg
08-09	Utah	4	101	20	38	52.6	26	36	72.2	3	10	6	1.5	5	5	0	4	69	17.3

MILDON AMBRES

Height: 6-5 College: South Nazarene
Weight: 200 Birthdate: September 12, 1984

REGULAR SEASON RECORD

Year	Team	G	MIN	FGM	FGA	Pct	FTM	FTA	Pct	3	3A	REB	Avg	AST	PF	BS	ST	PTS	Avg
08-09	Idaho	45	721	118	287	41.1	53	72	73.6	5	20	192	4.3	31	103	17	16	294	6.5
09-10	Idaho	50	1447	285	651	43.8	81	112	72.3	75	208	405	8.1	84	163	33	39	726	14.5
Career		95	2167	403	938	43.0	134	184	72.8	80	228	597	6.3	115	266	50	55	1020	10.7

PLAYOFF **RECORD**

Year	Team	G	MIN	FGM	FGA	Pct	FTM	FTA	Pct	3	3A	REB	Avg	AST	PF	BS	ST	PTS	Avg
08-09	Idaho	1	7	0	0	0.0	0	0	0.0	0	0	0	0.0	0	0	0	0	0	0.0

ALADE AMINU

Height: 6-10 College: Georgia Tech
Weight: 235 Birthdate: September 14, 1987

REGULAR SEASON RECORD

Year	Team	G	MIN	FGM	FGA	Pct	FTM	FTA	Pct	3	3A	REB	Avg	AST	PF	BS	ST	PTS	Avg
09-10	ERI-BAK	46	1269	245	473	51.8	136	202	67.3	0	1	323	7.0	26	128	37	46	626	**13.6**

ANTONIO ANDERSON

Height: 6-6 College: Memphis
Weight: 215 Birthdate: June 5, 1985
GATORADE Call-Up History: Rio Grande Valley to Oklahoma City, 2009-10

REGULAR SEASON RECORD

Year	Team	G	MIN	FGM	FGA	Pct	FTM	FTA	Pct	3	3A	REB	Avg	AST	PF	BS	ST	PTS	Avg
09-10	RGV	40	1577	242	497	48.7	144	190	75.8	19	79	162	4.1	245	104	23	50	647	16.2

PLAYOFF RECORD

Year	Team	G	MIN	FGM	FGA	Pct	FTM	FTA	Pct	3	3A	REB	Avg	AST	PF	BS	ST	PTS	Avg
09-10	RGV	8	319	56	109	51.4	28	38	73.7	3	11	48	6.0	57	20	6	12	143	17.9

RASHAD ANDERSON

Height: 6-5 College: Connecticut
Weight: 225 Birthdate: November 8, 1983

REGULAR SEASON RECORD

Year	Team	G	MIN	FGM	FGA	Pct	FTM	FTA	Pct	3	3A	REB	Avg	AST	PF	BS	ST	PTS	Avg
09-10	FWA-IWA	24	560	103	243	42.4	31	46	67.4	40	105	76	3.2	16	38	4	18	277	11.5

STANLEY ASUMNU



Height: 6-5 College: Tennessee
Weight: 220 Birthdate: November 1, 1982

REGULAR SEASON RECORD

Year	Team	G	MIN	FGM	FGA	Pct	FTM	FTA	Pct	3	3A	REB	Avg	AST	PF	BS	ST	PTS	Avg
07-08	RGV	38	857	145	262	55.3	31	73	42.5	1	8	167	4.4	19	94	12	35	322	8.5
08-09	RGV	47	1147	232	422	55.0	32	81	39.5	0	2	215	4.6	84	92	10	40	496	10.6
09-10	RGV	39	737	131	236	55.5	44	95	46.3	0	2	140	3.6	40	72	5	21	306	7.8
Career		124	2732	510	923	55.3	107	248	43.1	1	12	520	4.2	143	258	27	97	1128	9.1

POSTSEASON RECORD

Year	Team	G	MIN	FGM	FGA	Pct	FTM	FTA	Pct	3	3A	REB	Avg	AST	PF	BS	ST	PTS	Avg
09-10	Rgv	8	155	29	48	60.4	2	4	50.0	0	0	19	2.4	6	15	2	6	60	7.5

CONNOR ATCHLEY

Height: 6-10 College: Texas
Weight: 228 Birthdate: May 31, 1985

REGULAR SEASON RECORD

Year	Team	G	MIN	FGM	FGA	Pct	FTM	FTA	Pct	3	3A	REB	Avg	AST	PF	BS	ST	PTS	Avg
09-10	DAK-IWA	41	664	111	217	51.2	46	63	73.0	0	8	156	3.8	27	127	35	15	268	6.5

PLAYOFFRECORD

Year	Team	G	MIN	FGM	FGA	Pct	FTM	FTA	Pct	3	3A	REB	Avg	AST	PF	BS	ST	PTS	Avg
09-10	Iowa	6	169	29	54	53.7	7	8	87.5	0	6	51	8.5	4	25	12	2	65	10.8

CRAIG AUSTRIE

Height: 6-2 College: Connecticut
Weight: 185 Birthdate: March 17, 1987

REGULAR SEASON RECORD

Year	Team	G	MIN	FGM	FGA	Pct	FTM	FTA	Pct	3	3A	REB	Avg	AST	PF	BS	ST	PTS	Avg
09-10	Springfield	5	95	14	36	38.9	6	6	100.0	4	11	10	2.0	8	4	0	1	38	7.6

CHRIS AYER

Height: 6-10 College: Loyola Marymount
Weight: 250 Birthdate: October 24, 1983

REGULAR SEASON RECORD

Year	Team	G	MIN	FGM	FGA	Pct	FTM	FTA	Pct	3	3A	REB	Avg	AST	PF	BS	ST	PTS	Avg
09-10	UTA-SPG	16	216	34	73	46.6	15	21	71.4	0	0	43	2.7	4	35	7	5	83	5.2

RYAN AYERS

Height: 6-7 College: Notre Dame
Weight: 210 Birthdate: July 16, 1986

REGULAR SEASON RECORD

Year	Team	G	MIN	FGM	FGA	Pct	FTM	FTA	Pct	3	3A	REB	Avg	AST	PF	BS	ST	PTS	Avg
09-10	Fort Wayne	50	1390	185	393	47.1	24	29	82.8	92	202	175	3.5	51	87	21	44	486	9.7

DAVID BAILEY

Height: 5-9 College: Loyola
Weight: 165 Birthdate: March 3, 1981

REGULAR SEASON RECORD

Year	Team	G	MIN	FGM	FGA	Pct	FTM	FTA	Pct	3	3A	REB	Avg	AST	PF	BS	ST	PTS	Avg
07-08	Sx. Falls	47	1604	242	559	43.3	162	199	81.4	76	184	164	3.5	262	145	4	78	722	15.4
08-09	FRT-SFL	37	1170	182	412	44.2	110	148	74.3	51	135	137	3.7	171	100	3	52	525	14.2
09-10	**Sx. Falls**	**48**	**1665**	**209**	**508**	**41.1**	**153**	**181**	**84.5**	**51**	**158**	**160**	**3.3**	**316**	**122**	**1**	**63**	**622**	**13.0**
Career		132	4439	633	1478	42.8	425	528	80.5	178	477	461	3.5	749	367	8	193	1869	14.2

PLAYOFF RECORD

Year	Team	G	MIN	FGM	FGA	Pct	FTM	FTA	Pct	3	3A	REB	Avg	AST	PF	BS	ST	PTS	Avg
07-08	Sx. Falls	2	82	12	29	41.4	5	7	71.4	3	10	5	2.5	7	11	0	2	32	16.0
09-10	Sx. Falls	3	112	11	28	39.3	5	7	71.4	4	10	9	3.0	16	9	1	3	31	10.3
Career		5	194	23	57	40.4	10	14	71.4	7	20	14	2.8	23	20	1	5	63	12.6

MAURICE BAKER

Height: 6-5 College: Oklahoma State
Weight: 185 Birthdate: July 28, 1979

REGULAR SEASON RECORD

Year	Team	G	MIN	FGM	FGA	Pct	FTM	FTA	Pct	3	3A	REB	Avg	AST	PF	BS	ST	PTS	Avg
06-07	Dakota	49	1379	139	354	39.3	66	77	85.7	42	125	206	4.2	222	127	3	46	386	7.9
07-08	Dakota	24	974	156	338	46.2	112	130	86.2	12	36	158	6.6	111	81	0	50	436	18.2
08-09	Dakota	49	1929	303	696	43.5	129	157	82.2	50	160	335	6.8	282	150	2	83	785	16.0
09-10	Dakota	49	1528	224	491	45.6	115	136	84.6	35	89	281	5.7	210	147	1	81	598	12.2
Career		171	5804	823	1878	43.8	420	498	84.3	139	410	979	5.7	829	504	6	260	2205	12.9

PLAYOFF RECORD

Year	Team	G	MIN	FGM	FGA	Pct	FTM	FTA	Pct	3	3A	REB	Avg	AST	PF	BS	ST	PTS	Avg
06-07	Dakota	2	54	7	19	36.8	7	7	100.0	0	4	12	6.0	4	5	0	1	21	10.5
08-09	Dakota	2	80	9	32	28.1	7	10	70.0	3	5	15	7.5	8	8	0	0	28	14.0
09-10	Dakota	3	104	15	28	53.6	7	8	87.5	0	5	20	6.7	8	8	1	0	37	12.3
Career		7	238	31	79	39.2	21	25	84.0	3	14	47	6.7	20	21	1	1	86	12.3

SEAN BARNETTE

Height: 6-5 College: Wingate
Weight: 220 Birthdate: June 25, 1986

REGULAR SEASON RECORD

Year	Team	G	MIN	FGM	FGA	Pct	FTM	FTA	Pct	3	3A	REB	Avg	AST	PF	BS	ST	PTS	Avg
09-10	IWA-RGV	29	487	69	160	43.1	38	45	84.4	11	34	74	2.6	23	55	10	15	187	6.4

PLAYOFF RECORD

Year	Team	G	MIN	FGM	FGA	Pct	FTM	FTA	Pct	3	3A	REB	Avg	AST	PF	BS	ST	PTS	Avg
09-10	RGV	2	10	1	2	50.0	1	2	50.0	0	0	3	1.5	1	2	0	0	3	1.5

ANDRE BARRETT



Height: 5-11 College: Seton Hall
Weight: 175 Birthdate: February 21, 1982
GATORADE Call-Up History: 2005-06, Florida to Phoenix, Florida to Toronto; 2007-08, Austin to L.A. Clippers

REGULAR SEASON RECORD

Year	Team	G	MIN	FGM	FGA	Pct	FTM	FTA	Pct	3	3A	REB	Avg	AST	PF	BS	ST	PTS	Avg
05-06	Florida	33	1175	217	457	47.5	111	148	75.0	16	46	117	3.5	217	77	9	37	561	17.0
07-08	AUS-BAK	43	1625	296	610	48.5	144	161	89.4	54	123	139	3.2	372	72	2	64	790	18.4
09-10	Idaho	26	985	187	385	48.6	87	102	85.3	42	119	66	2.5	174	44	2	24	503	19.3
Career		102	3784	700	1452	48.2	342	411	83.2	112	288	321	3.1	763	192	6	126	1854	18.2

PLAYOFF RECORD

Year	Team	G	MIN	FGM	FGA	Pct	FTM	FTA	Pct	3	3A	REB	Avg	AST	PF	BS	ST	PTS	Avg
07-08	Austin	4	148	27	66	40.9	22	28	78.6	7	22	17	4.3	22	8	0	5	83	20.8

EARL BARRON

Height: 7-0 College: Memphis
Weight: 250 Birthdate: August 14, 1981

REGULAR SEASON RECORD

Year	Team	G	MIN	FGM	FGA	Pct	FTM	FTA	Pct	3	3A	REB	Avg	AST	PF	BS	ST	PTS	Avg
03-04	Huntsville	10	227	32	59	54.2	16	21	76.2	0	0	61	6.1	6	39	7	10	80	8.0
04-05	Huntsville	45	1159	209	419	49.9	133	164	81.1	0	0	256	5.7	36	141	28	20	551	12.2
05-06	Florida	6	175	43	84	51.2	16	21	76.2	0	1	58	9.7	13	26	1	4	102	17.0
08-09	Los Angeles	13	368	54	130	41.5	21	33	63.6	0	1	93	7.2	31	45	9	7	129	9.9
09-10	Iowa	47	1491	298	610	48.9	160	210	76.2	7	22	479	10.2	57	143	36	35	763	16.2
Career		121	3419	636	1302	48.8	346	449	77.1	7	24	947	7.8	14	394	81	76	1625	13.4

PLAYOFF RECORD

Year	Team	G	MIN	FGM	FGA	Pct	FTM	FTA	Pct	3	3A	REB	Avg	AST	PF	BS	ST	PTS	Avg
03-04	Huntsville	2	24	3	6	50.0	2	2	100.0	0	0	5	2.5	1	7	0	0	8	4.0
04-05	Huntsville	1	27	2	9	22.2	4	4	100.0	0	0	10	10.0	1	5	1	0	8	8.0
Career		**3**	**51**	**5**	**15**	**33.3**	**6**	**6**	**100.0**	**0**	**0**	**15**	**5.0**	**2**	**12**	**1**	**0**	**16**	**5.3**

EDDIE BASDEN

Height: 6-5 College: North Carolina - Charlotte
Weight: 215 Birthdate: February 15, 1983
NBA Assignment History: 2005-06, Chicago to Tulsa

REGULAR SEASON RECORD

Year	Team	G	MIN	FGM	FGA	Pct	FTM	FTA	Pct	3	3A	REB	Avg	AST	PF	BS	ST	PTS	Avg
05-06	Tulsa	14	358	63	130	48.5	14	30	46.7	7	23	63	4.5	39	23	1	34	147	10.5
09-10	Austin	38	1282	168	373	45.0	80	109	73.4	62	155	169	4.4	72	107	10	64	478	12.6
Career		52	1640	231	503	45.9	94	139	67.6	69	178	232	4.5	111	130	11	98	625	12.0

PLAYOFF RECORD

Year	Team	G	MIN	FGM	FGA	Pct	FTM	FTA	Pct	3	3A	REB	Avg	AST	PF	BS	ST	PTS	Avg
09-10	Austin	6	236	30	72	41.7	7	15	46.7	11	29	48	8.0	11	19	1	8	78	13.0

ROMEL BECK

Height: 6-8 College: UNLV
Weight: 195 Birthdate: May 29, 1982

REGULAR SEASON RECORD

Year	Team	G	MIN	FGM	FGA	Pct	FTM	FTA	Pct	3	3A	REB	Avg	AST	PF	BS	ST	PTS	Avg
08-09	Dakota	16	449	85	167	50.9	55	61	90.2	29	59	33	2.1	46	27	3	11	254	15.9
09-10	Dakota	42	1319	287	529	54.3	103	120	85.8	73	164	130	3.1	100	73	9	45	750	17.9
Career		58	1768	372	696	53.4	158	181	87.3	102	223	163	2.8	146	100	12	56	1004	17.3

DAVID BELL



Height: 6-1 College: Montana
Weight: 195 Birthdate: June 20, 1981

REGULAR SEASON RECORD

Year	Team	G	MIN	FGM	FGA	Pct	FTM	FTA	Pct	3	3A	REB	Avg	AST	PF	BS	ST	PTS	Avg
07-08	Dakota	9	301	38	97	39.2	22	27	81.5	21	49	35	3.9	33	22	0	9	119	13.2
08-09	Dakota	49	1186	174	425	40.9	113	128	88.3	96	236	116	2.4	107	63	1	32	557	11.4
09-10	Dakota	48	1367	190	475	40.0	134	153	87.6	96	216	118	2.5	131	100	2	50	610	12.7
Career		106	2850	402	997	40.3	269	308	87.3	213	501	269	2.5	271	185	3	91	1286	12.1

PLAYOFF RECORD

Year	Team	G	MIN	FGM	FGA	Pct	FTM	FTA	Pct	3	3A	REB	Avg	AST	PF	BS	ST	PTS	Avg
07-08	Dakota	1	39	4	7	57.1	1	2	50.0	2	4	6	6.0	3	1	0	0	11	11.0
08-09	Dakota	2	71	15	29	51.7	2	4	50.0	11	19	6	3.0	4	2	0	4	43	21.5
09-10	Dakota	3	67	10	22	45.5	1	2	50.0	8	17	2	.7	6	6	0	2	29	9.7
Career		6	177	29	58	50.0	4	8	50.0	21	40	14	2.3	13	9	0	6	83	13.8

ROD BENSON



Height: 6-10 College: California
Weight: 225 Birthdate: October 10, 1984

REGULAR SEASON RECORD

Year	Team	G	MIN	FGM	FGA	Pct	FTM	FTA	Pct	3	3A	REB	Avg	AST	PF	BS	ST	PTS	Avg
06-07	AUS-DAK	49	1002	165	328	50.3	75	114	65.8	0	0	313	6.4	33	135	40	28	405	8.3
07-08	Dakota	49	1646	248	478	51.9	170	252	67.5	0	0	591	12.1	59	162	66	63	666	13.6
08-09	DAK-REN	39	982	170	297	57.2	96	146	65.8	0	1	275	7.1	51	90	68	25	436	11.2
09-10	Reno	49	1494	274	524	52.3	143	243	58.8	0	0	477	9.7	84	142	95	63	691	14.1
Career		186	5135	856	1628	52.6	484	755	64.1	0	1	1655	8.9	226	530	269	179	2196	11.8

PLAYOFF RECORD

Year	Team	G	MIN	FGM	FGA	Pct	FTM	FTA	Pct	3	3A	REB	Avg	AST	PF	BS	ST	PTS	Avg
06-07	Dakota	2	54	5	10	50.0	2	3	66.7	0	0	14	7.0	1	5	7	1	12	6.0
07-08	Dakota	1	26	1	3	33.3	4	8	50.0	0	0	11	11.0	0	5	0	0	6	6.0
09-10	Reno	3	106	26	41	63.4	19	33	57.6	1	1	49	16.3	4	7	5	1	72	24.0
Career		6	186	32	54	59.3	25	44	56.8	1	1	74	12.3	5	17	12	2	90	15.0

ROBERTO BERGERSEN



Height: 6-6 College: Boise State
Weight: 210 Birthdate: January 6, 1976

REGULAR SEASON RECORD

Year	Team	G	MIN	FGM	FGA	Pct	FTM	FTA	Pct	3	3A	REB	Avg	AST	PF	BS	ST	PTS	Avg
07-08	Idaho	47	1458	239	502	47.6	43	55	78.2	95	245	136	2.9	130	103	12	57	616	13.1
08-09	Idaho	25	537	74	192	38.5	21	27	77.8	44	112	44	1.8	32	48	5	24	213	8.5
09-10	Idaho	32	664	91	226	40.3	22	30	73.3	55	141	4	1.5	45	70	5	28	259	8.1
Career		103	2661	404	920	43.9	86	112	76.8	194	498	228	2.2	207	221	22	109	1088	10.6

PLAYOFF RECORD

Year	Team	G	MIN	FGM	FGA	Pct	FTM	FTA	Pct	3	3A	REB	Avg	AST	PF	BS	ST	PTS	Avg
07-08	Idaho	4	117	18	58	31.0	9	10	90.0	8	32	13	3.3	5	6	1	5	53	13.3
08-09	Idaho	1	34	0	6	0.0	3	3	100.0	0	4	2	2.0	4	2	1	1	3	3.0
Career		5	151	18	64	28.1	12	13	92.3	8	36	15	3.0	9	8	2	6	56	11.2

BRAYDEN BILLBE

Height: 6-10 College: American University
Weight: 235 Birthdate: November 6, 1984

REGULAR SEASON RECORD

Year	Team	G	MIN	FGM	FGA	Pct	FTM	FTA	Pct	3	3A	REB	Avg	AST	PF	BS	ST	PTS	Avg
09-10	Springfield	6	75	8	14	57.1	2	6	33.3	0	0	16	2.7	4	14	0	1	18	3.0

JIMMY BINNIE

Height: 6-7 College: Dayton
Weight: 225 Birthdate: March 11, 1986

REGULAR SEASON RECORD

Year	Team	G	MIN	FGM	FGA	Pct	FTM	FTA	Pct	3	3A	REB	Avg	AST	PF	BS	ST	PTS	Avg
09-10	Dakota	18	264	41	106	38.7	16	27	59.3	13	37	31	1.7	14	25	2	15	111	6.2

TYRELLE BLAIR



Height: 6-11 College: Boston College
Weight: 240 Birthdate: August 25, 1985

REGULAR SEASON RECORD

Year	Team	G	MIN	FGM	FGA	Pct	FTM	FTA	Pct	3	3A	REB	Avg	AST	PF	BS	ST	PTS	Avg
09-10	Bakersfield	7	176	15	28	53.6	3	11	27.3	0	0	48	6.9	5	21	14	1	33	4.7

WILL BLALOCK

Height: 6-0 College: Iowa State
Weight: 200 Birthdate: September 8, 1983

REGULAR SEASON RECORD

Year	Team	G	MIN	FGM	FGA	Pct	FTM	FTA	Pct	3	3A	REB	Avg	AST	PF	BS	ST	PTS	Avg
06-07	Sx. Falls	12	315	39	105	37.1	24	30	80.0	5	17	51	4.3	76	17	1	6	107	8.9
07-08	Anaheim	41	1386	192	413	46.5	82	114	71.9	47	122	115	2.8	219	63	8	58	513	12.5
09-10	MRE-RNO	53	1653	201	467	43.0	100	129	77.5	40	134	167	3.2	347	113	3	64	542	10.2
Career		106	3354	432	985	43.9	206	273	75.5	92	273	333	3.1	642	193	12	128	1162	11.0

PLAYOFF RECORD

Year	Team	G	MIN	FGM	FGA	Pct	FTM	FTA	Pct	3	3A	REB	Avg	AST	PF	BS	ST	PTS	Avg
06-07	Sx. Falls	2	50	8	22	36.4	7	8	87.5	1	3	7	3.5	13	4	0	2	24	12.0
09-10	Reno	3	106	9	28	32.1	15	19	78.9	1	5	13	4.3	23	12	0	6	34	11.3
Career		5	156	17	50	34.0	22	27	81.5	2	8	20	4.0	36	16	0	8	58	11.6

TONY BOBBITT

Height: 6-4 College: Cincinnati
Weight: 205 Birthdate: October 22, 1979

REGULAR SEASON RECORD

Year	Team	G	MIN	FGM	FGA	Pct	FTM	FTA	Pct	3	3A	REB	Avg	AST	PF	BS	ST	PTS	Avg
06-07	BAK-COL	34	840	177	409	43.3	49	64	76.6	50	141	77	2.3	79	94	14	61	453	13.3
07-08	Colorado	3	53	7	19	36.8	4	4	100.0	2	11	8	2.7	3	6	4	5	20	6.7
09-10	MNE-SPG	37	1019	182	389	46.8	47	55	85.5	90	205	99	2.7	67	104	10	62	501	13.5
Career		74	1912	366	817	44.8	100	123	81.3	142	357	184	2.5	149	204	28	128	974	13.2

PLAYOFF RECORD

Year	Team	G	MIN	FGM	FGA	Pct	FTM	FTA	Pct	3	3A	REB	Avg	AST	PF	BS	ST	PTS	Avg
06-07	**Colorado**	**3**	**125**	**22**	**57**	**38.6**	**5**	**5**	**100.0**	**10**	**32**	**14**	**4.7**	**8**	**13**	**3**	**8**	**59**	**19.7**

LUKE BONNER

Height: 7-1 College: Massachusetts
Weight: 245 Birthdate: March 28, 1985

REGULAR SEASON RECORD

Year	Team	G	MIN	FGM	FGA	Pct	FTM	FTA	Pct	3	3A	REB	Avg	AST	PF	BS	ST	PTS	Avg
09-10	Austin	16	148	22	50	44.0	6	9	66.7	14	33	25	1.6	6	40	3	5	64	4.0

PLAYOFF RECORD

Year	Team	G	MIN	FGM	FGA	Pct	FTM	FTA	Pct	3	3A	REB	Avg	AST	PF	BS	ST	PTS	Avg
09-10	Austin	6	51	7	19	36.8	0	0	0.0	3	9	13	2.2	2	17	4	0	17	2.8

JAMES BOOYER



Height: 6-8 College: IUPUI
Weight: 205 Birthdate: April 11, 1982

REGULAR SEASON RECORD

Year	Team	G	MIN	FGM	FGA	Pct	FTM	FTA	Pct	3	3A	REB	Avg	AST	PF	BS	ST	PTS	Avg
09-10	**Fort Wayne**	**2**	**9**	**0**	**4**	**.0**	**0**	**4**	**.0**	**0**	**0**	**2**	**1.0**	**0**	**2**	**0**	**1**	**0**	**.0**

JUSTIN BOWEN

Height: 6-7 College: Illinois-Chicago
Weight: 210 Birthdate: May 26, 1983

REGULAR SEASON RECORD

Year	Team	G	MIN	FGM	FGA	Pct	FTM	FTA	Pct	3	3A	REB	Avg	AST	PF	BS	ST	PTS	Avg
06-07	Austin	44	869	170	321	53.0	52	78	66.7	13	37	186	4.2	32	78	18	34	405	9.2
07-08	Austin	46	1297	260	490	53.1	75	107	70.1	7	34	293	6.4	76	122	30	55	602	13.1
09-10	SXF-AUS	41	1043	160	354	45.2	61	94	64.9	6	22	204	5.0	56	87	17	26	387	9.4
Career		132	3239	593	1173	50.6	190	283	67.1	26	93	688	5.2	165	288	65	114	1402	10.6

PLAYOFF RECORD

Year	Team	G	MIN	FGM	FGA	Pct	FTM	FTA	Pct	3	3A	REB	Avg	AST	PF	BS	ST	PTS	Avg
07-08	Austin	4	149	27	58	46.6	10	17	58.8	0	1	25	6.3	10	9	2	6	64	16.0
08-09	Austin	2	45	6	9	66.7	0	0	0.0	0	0	10	5.0	4	5	2	0	12	6.0
09-10	Sx. Falls	3	15	1	4	25.0	3	6	50.0	0	2	1	.30	0	3	0	1	5	1.7
Career		9	20	34	71	47.9	13	23	56.5	0	3	36	4.0	14	17	4	7	81	9.0

JORDAN BRADY

Height: 6-6 College: Utah Valley University
Weight: 210 Birthdate: June 21, 1983

REGULAR SEASON RECORD

Year	Team	G	MIN	FGM	FGA	Pct	FTM	FTA	Pct	3	3A	REB	Avg	AST	PF	BS	ST	PTS	Avg
09-10	Utah	44	610	78	143	54.5	26	45	57.8	9	21	163	3.7	32	81	5	21	191	4.3

PLAYOFF RECORD

Year	Team	G	MIN	FGM	FGA	Pct	FTM	FTA	Pct	3	3A	REB	Avg	AST	PF	BS	ST	PTS	Avg
09-10	Utah	3	46	7	14	50.0	0	1	.0	0	2	11	3.7	3	8	0	1	14	4.7

RYAN BRIGHT

Height: 6-6 College: Sam Houston State
Weight: 225 Birthdate: February 3, 1986

REGULAR SEASON RECORD

Year	Team	G	MIN	FGM	FGA	Pct	FTM	FTA	Pct	3	3A	REB	Avg	AST	PF	BS	ST	PTS	Avg
08-09	Austin	21	280	42	76	55.3	6	17	35.3	11	24	59	2.8	28	26	16	13	101	4.8
09-10	Austin	6	47	4	9	44.4	0	2	.0	1	2	12	2.0	1	7	1	3	9	1.5
Career		27	327	46	85	54.1	6	19	31.6	12	26	71	2.6	29	33	17	16	110	4.1

PLAYOFF RECORD

Year	Team	G	MIN	FGM	FGA	Pct	FTM	FTA	Pct	3	3A	REB	Avg	AST	PF	BS	ST	PTS	Avg
08-09	Austin	1	3	0	0	0.0	0	0	0.0	0	0	0	.0	1	0	0	0	0	.0

CECIL BROWN

Height: 6-4 College: California - Santa Barbara
Weight: 190 Birthdate: July 27, 1983

REGULAR SEASON RECORD

Year	Team	G	MIN	FGM	FGA	Pct	FTM	FTA	Pct	3	3A	REB	Avg	AST	PF	BS	ST	PTS	Avg
07-08	Los Angeles	43	1126	192	408	47.1	104	128	81.3	44	103	116	2.7	81	62	6	35	532	12.4
09-10	Tulsa	30	912	147	306	48.0	80	95	84.2	48	103	74	2.5	71	54	3	20	422	14.1
Career		73	2038	339	714	47.5	184	223	82.5	92	206	190	2.6	152	116	9	55	954	13.1

PLAYOFF RECORD

Year	Team	G	MIN	FGM	FGA	Pct	FTM	FTA	Pct	3	3A	REB	Avg	AST	PF	BS	ST	PTS	Avg
07-08	**Los Angeles**	**2**	**67**	**9**	**26**	**34.6**	**8**	**9**	**88.9**	**2**	**8**	**7**	**3.5**	**5**	**2**	**0**	**1**	**28**	**14.0**
09-10	**Tulsa**	**4**	**112**	**12**	**35**	**34.3**	**1**	**2**	**50.0**	**7**	**13**	**16**	**4.0**	**11**	**5**	**0**	**3**	**32**	**8.0**
Career		**6**	**179**	**21**	**61**	**34.4**	**9**	**11**	**81.8**	**9**	**21**	**23**	**3.8**	**16**	**7**	**0**	**4**	**60**	**10.0**

DENHAM BROWN



Height: 6-5 College: Connecticut
Weight: 220 Birthdate: January 6, 1983

REGULAR SEASON RECORD

Year	Team	G	MIN	FGM	FGA	Pct	FTM	FTA	Pct	3	3A	REB	Avg	AST	PF	BS	ST	PTS	Avg
06-07	Tulsa	42	1351	309	667	46.3	131	168	78.0	33	76	228	5.4	76	76	8	44	782	18.6
08-09	DAK-IOW	22	637	119	260	45.8	50	59	84.7	3	14	92	4.2	43	47	4	27	291	13.2
Career		64	1988	428	927	46.2	181	227	79.7	36	90	320	5.0	119	123	12	71	1073	16.8

PLAYOFF RECORD

Year	Team	G	MIN	FGM	FGA	Pct	FTM	FTA	Pct	3	3A	REB	Avg	AST	PF	BS	ST	PTS	Avg
08-09	Iowa	1	40	9	16	56.3	2	3	66.7	0	0	9	9.0	2	5	0	2	20	20.0
09-10	Iowa	3	128	20	48	41.7	15	20	75.0	4	6	31	10.3	4	8	0	3	59	19.7
Career		4	168	29	64	45.3	17	23	73.9	4	6	40	10.0	6	13	0	5	79	19.8

KEITH BRUMBAUGH

Height: 6-10 College: Hillsborough CC (Fla.)
Weight: 215 Birthdate: July 30, 1985

REGULAR SEASON RECORD

Year	Team	G	MIN	FGM	FGA	Pct	FTM	FTA	Pct	3	3A	REB	Avg	AST	PF	BS	ST	PTS	Avg
08-09	Sx. Falls	49	927	161	330	48.8	48	65	73.8	36	96	171	3.5	36	148	20	43	406	8.3
09-10	SXF-BAK	30	938	168	361	46.5	99	121	81.8	41	112	173	5.8	76	103	13	39	476	15.9
Career		79	1864	329	691	47.6	147	186	79.0	77	208	344	4.4	112	251	33	82	882	11.2

JOHN BRYANT



Height: 6-11 College: Santa Clara
Weight: 300 Birthdate: June 13, 1987

REGULAR SEASON RECORD

Year	Team	G	MIN	FGM	FGA	Pct	FTM	FTA	Pct	3	3A	REB	Avg	AST	PF	BS	ST	PTS	Avg
09-10	Erie	49	1451	275	554	49.6	106	136	77.9	0	1	465	9.5	83	184	73	25	656	13.4

BRIAN BUTCH



Height: 6-11 College: Wisconsin
Weight: 235 Birthdate: December 22, 1984

REGULAR SEASON RECORD

Year	Team	G	MIN	FGM	FGA	Pct	FTM	FTA	Pct	3	3A	REB	Avg	AST	PF	BS	ST	PTS	Avg
09-10	Bakersfield	39	1322	249	520	47.9	118	171	69.0	73	206	464	11.9	66	145	36	38	689	17.7

MARCUS CAMPBELL



Height: 7-0 College: Mississippi State
Weight: 265 Birthdate: March 11, 1982

REGULAR SEASON RECORD

Year	Team	G	MIN	FGM	FGA	Pct	FTM	FTA	Pct	3	3A	REB	Avg	AST	PF	BS	ST	PTS	Avg
05-06	Arkansas	13	251	59	92	64.1	8	12	66.7	0	0	62	4.8	5	39	11	7	126	9.7
06-07	ARK-AUS	51	720	171	342	50.0	48	95	50.5	0	0	236	4.6	34	150	56	17	390	7.6
07-08	ANA-IDA	43	1103	231	436	53.0	90	149	60.4	1	1	381	8.9	28	137	52	19	553	12.9
08-09	Anaheim	38	1031	183	348	52.6	52	90	57.8	0	1	338	8.9	62	149	52	18	418	11.0
09-10	Springfield	43	985	205	380	53.9	59	103	57.3	0	0	326	7.6	40	130	34	17	469	10.9
Career		188	4085	849	1595	53.2	257	449	57.2	1	2	1343	7.1	168	609	205	78	1956	10.4

PETE CAMPBELL

Height: 6-7 College: Butler
Weight: 220 Birthdate: September 23, 1984

REGULAR SEASON RECORD

Year	Team	G	MIN	FGM	FGA	Pct	FTM	FTA	Pct	3	3A	REB	Avg	AST	PF	BS	ST	PTS	Avg
09-10	Sx. Falls	7	99	19	45	42.2	1	2	50.0		23	10	1.4	7	9	0	3	47	6.7

PAT CARROLL

Height: 6-4 College: St. Joseph's
Weight: 200 Birthdate: September 10, 1982

REGULAR SEASON RECORD

Year	Team	G	MIN	FGM	FGA	Pct	FTM	FTA	Pct	3	3A	REB	Avg	AST	PF	BS	ST	PTS	Avg
09-10	Iowa	50	1465	205	451	45.5	60	73	82.2	75	177	159	3.2	65	119	9	46	545	10.9

PLAYOFF RECORD

Year	Team	G	MIN	FGM	FGA	Pct	FTM	FTA	Pct	3	3A	REB	Avg	AST	PF	BS	ST	PTS	Avg
09-10	Iowa	6	254	30	91	33.0	17	17	100.0	12	41	30	5.0	12	18	3	9	89	14.8

D'LANCY CARTER



Height: 6-10 College: St. Bonaventure
Weight: 255 Birthdate: November 11, 1987

REGULAR SEASON RECORD

Year	Team	G	MIN	FGM	FGA	Pct	FTM	FTA	Pct	3	3A	REB	Avg	AST	PF	BS	ST	PTS	Avg
09-10	Dakota	2	13	2	4	50.0	0	0	0.0	0	0	5	2.5	0	3	0	0	4	2.0

JARED CARTER

Height: 7-1 College: Kentucky
Weight: 250 Birthdate: September 20, 1986

REGULAR SEASON RECORD

Year	Team	G	MIN	FGM	FGA	Pct	FTM	FTA	Pct	3	3A	REB	Avg	AST	PF	BS	ST	PTS	Avg
09-10	Fort Wayne	4	15	1	3	33.3	0	0	0.0	0	0	4	1.0	1	2	0	0	2	.5

RUSSELL CARTER



Height: 6-4 College: Notre Dame
Weight: 200 Birthdate: March 30, 1985

REGULAR SEASON RECORD

Year	Team	G	MIN	FGM	FGA	Pct	FTM	FTA	Pct	3	3A	REB	Avg	AST	PF	BS	ST	PTS	Avg
07-08	Tulsa	7	163	25	56	44.6	10	12	83.3	2	9	35	5.0	15	18	0	5	62	8.9
09-10	Austin	15	247	39	99	39.4	12	22	54.5	6	28	36	2.4	7	32	2	15	96	6.4
Career		22	410	64	155	41.3	22	34	64.7	8	37	71	3.2	22	50	2	20	158	7.2

MO CHARLO

Height: 6-7 College: Nevada
Weight: 210 Birthdate: July 22, 1983

REGULAR SEASON RECORD

Year	Team	G	MIN	FGM	FGA	Pct	FTM	FTA	Pct	3	3A	REB	Avg	AST	PF	BS	ST	PTS	Avg
06-07	ALB-COL	10	170	26	53	49.1	7	9	77.8	5	15	26	2.6	11	24	3	8	64	6.4
07-08	ANH-COL	40	1176	183	436	42.0	150	193	77.7	39	144	182	4.6	63	85	35	44	555	13.9
09-10	Reno	50	1417	186	381	48.8	107	144	74.3	9	39	266	5.3	137	121	32	71	488	9.8
Career		100	2763	395	870	45.4	264	346	76.3	53	198	474	4.7	211	230	70	123	1107	11.1

PLAYOFF RECORD

Year	Team	G	MIN	FGM	FGA	Pct	FTM	FTA	Pct	3	3A	REB	Avg	AST	PF	BS	ST	PTS	Avg
06-07	**Colorado**	**3**	**55**	**4**	**11**	**36.4**	**11**	**13**	**84.6**	**1**	**1**	**17**	**5.7**	**7**	**8**	**0**	**0**	**20**	**6.7**
09-10	**Reno**	**3**	**62**	**5**	**13**	**38.5**	**11**	**12**	**91.7**	**1**	**2**	**11**	**3.7**	**6**	**8**	**5**	**0**	**22**	**7.3**
Career		**6**	**117**	**9**	**24**	**37.5**	**22**	**25**	**88.0**	**2**	**3**	**28**	**4.7**	**13**	**16**	**5**	**0**	**42**	**7.0**

EARL CLARK



Height: 6-10 College: Louisville
Weight: 225 Birthdate: January 17, 1988

REGULAR SEASON RECORD

Year	Team	G	MIN	FGM	FGA	Pct	FTM	FTA	Pct	3	3A	REB	Avg	AST	PF	BS	ST	PTS	Avg
09-10	Iowa	3	103	24	48	50.0	14	20	70.0	0	0	27	9.0	6	3	3	2	62	20.7

KEITH CLARK

Height: 6-8 College: Oklahoma
Weight: 245 Birthdate: July 16, 1987

REGULAR SEASON RECORD

Year	Team	G	MIN	FGM	FGA	Pct	FTM	FTA	Pct	3	3A	REB	Avg	AST	PF	BS	ST	PTS	Avg
08-09	Tulsa	49	1350	233	466	50.0	104	167	62.3	20	87	333	6.8	71	167	42	40	590	12.0
09-10	TUL-LAD	26	487	57	108	52.8	20	36	55.6	4	11	111	4.3	20	75	13	16	138	5.3
Career		75	1837	290	574	50.5	124	203	61.1	24	98	445	5.9	91	242	55	56	728	9.7

LEWIS CLINCH



Height: 6-3 College: Georgia Tech
Weight: 195 Birthdate: June 29, 1987

REGULAR SEASON RECORD

Year	Team	G	MIN	FGM	FGA	Pct	FTM	FTA	Pct	3	3A	REB	Avg	AST	PF	BS	ST	PTS	Avg
09-10	Austin	49	924	158	412	38.3	50	63	79.4	78	218	74	1.5	41	63	3	23	444	9.1

PLAYOFF RECORD

Year	Team	G	MIN	FGM	FGA	Pct	FTM	FTA	Pct	3	3A	REB	Avg	AST	PF	BS	ST	PTS	Avg
09-10	Austin	3	36	7	13	53.8	4	5	80.0	5	8	8	2.7	1	3	1	0	23	7.7

CLIFF CLINKSCALES



Height: 6-1 College: DePaul
Weight: 165 Birthdate: March 11, 1984

REGULAR SEASON RECORD

Year	Team	G	MIN	FGM	FGA	Pct	FTM	FTA	Pct	3	3A	REB	Avg	AST	PF	BS	ST	PTS	Avg
08-09	ERI-RIO	49	1341	150	330	45.5	46	76	60.5	3	14	114	2.3	258	64	11	45	349	7.1
09-10	Erie	39	816	87	205	42.4	25	37	67.6	1	9	61	1.6	199	42	4	21	200	5.1
Career		88	2158	237	535	44.3	71	113	62.8	4	23	175	2.0	457	106	15	65	549	6.2

DOMINIQUE COLEMAN



Height: 6-3 College: Colorado
Weight: 190 Birthdate: July 15, 1984

REGULAR SEASON RECORD

Year	Team	G	MIN	FGM	FGA	Pct	FTM	FTA	Pct	3	3A	REB	Avg	AST	PF	BS	ST	PTS	Avg
08-09	Colorado	50	1682	296	593	49.9	97	139	69.8	79	192	390	7.8	242	125	18	144	768	15.4
09-10	AUS-MNE	19	283	26	71	36.6	9	15	60.0	7	26	34	1.8	24	25	3	18	68	3.6
Career		69	1965	322	662	48.6	106	154	68.8	86	218	424	6.1	266	150	21	162	836	12.1

PLAYOFF RECORD

Year	Team	G	MIN	FGM	FGA	Pct	FTM	FTA	Pct	3	3A	REB	Avg	AST	PF	BS	ST	PTS	Avg
08-09	Colorado	4	135	17	42	40.5	7	8	87.5	4	14	22	5.5	15	13	1	9	45	11.3
09-10	Austin	1	3	0	0	0.0	0	0	0.0	0	0	1	1.0	0	1	0	0	0	.0
Career		5	139	17	42	40.5	7	8	87.5	4	14	23	4.6	15	14	1	9	45	9.0

KRIS COLLINS



Height: 6-2 College: New Mexico
Weight: 190 Birthdate: June 13, 1983

REGULAR SEASON RECORD

Year	Team	G	MIN	FGM	FGA	Pct	FTM	FTA	Pct	3	3A	REB	Avg	AST	PF	BS	ST	PTS	Avg
07-08	RGV	32	848	166	352	47.2	126	170	74.1	5	23	94	2.9	114	75	1	38	463	14.5
08-09	Austin	2	27	2	7	28.6	3	4	75.0	0	0	1	0.5	1	0	0	0	7	3.5
09-10	Albuquerque	12	209	30	83	36.1	23	35	65.7	0	7	28	2.3	21	19	0	8	83	6.9
Career		47	1099	197	442	44.6	152	209	72.7	4	29	125	2.7	138	95	1	49	550	11.7

WILL CONROY



Height: 6-2 College: Washington
Weight: 195 Birthdate: December 8, 1982
GATORADE Call-Up History: 2006-07, Tulsa to Memphis, Tulsa to L.A. Clippers

REGULAR SEASON RECORD

Year	Team	G	MIN	FGM	FGA	Pct	FTM	FTA	Pct	3	3A	REB	Avg	AST	PF	BS	ST	PTS	Avg
05-06	Tulsa	47	1464	219	448	48.9	136	210	64.8	31	87	199	4.2	314	98	2	71	605	12.9
06-07	Tulsa	42	1648	212	488	43.4	161	224	71.9	46	131	215	5.1	447	91	1	54	631	15.0
07-08	Albuquerque	14	541	87	174	50.0	40	54	74.1	29	71	67	4.8	115	36	0	20	243	17.4
08-09	Albuquerque	49	2199	440	915	48.1	323	460	70.2	97	281	233	4.8	391	143	2	93	1300	26.5
09-10	RGV	29	1101	164	317	51.7	127	162	78.4	22	63	178	6.1	290	79	2	42	477	16.4
Career		179	6907	1116	2323	48.0	782	1100	71.1	225	631	892	5.0	1549	444	7	283	3239	18.1

PLAYOFF RECORD

Year	Team	G	MIN	FGM	FGA	Pct	FTM	FTA	Pct	3	3A	REB	Avg	AST	PF	BS	ST	PTS	Avg
09-10	RGV	8	307	57	124	46.0	31	42	73.8	5	24	54	6.8	71	25	1	13	150	18.8

DARREN COOPER

Height: 6-3 College: St. Vincent
Weight: 180 Birthdate: July 9, 1983

REGULAR SEASON RECORD

Year	Team	G	MIN	FGM	FGA	Pct	FTM	FTA	Pct	3	3A	REB	Avg	AST	PF	BS	ST	PTS	Avg
07-08	Los Angeles	15	302	35	78	44.9	22	30	73.3	12	26	43	2.9	22	25	2	7	104	6.9
08-09	Los Angeles	43	1019	103	257	40.1	57	69	82.6	49	118	81	1.9	102	50	5	39	312	7.3
09-10	Dakota	49	1128	106	263	40.3	86	105	81.9	43	114	77	1.6	102	75	0	48	341	7.0
Career		107	2463	244	598	40.8	165	204	80.9	104	258	201	1.9	226	150	7	94	757	7.1

PLAYOFF RECORD

Year	Team	G	MIN	FGM	FGA	Pct	FTM	FTA	Pct	3	3A	REB	Avg	AST	PF	BS	ST	PTS	Avg
07-08	Los Angeles	2	9	1	2	50.0	1	2	50.0	0	0	0	0.0	0	1	0	0	3	1.5
09-10	Dakota	3	68	4	14	28.6	0	2	.0	2	8	6	2.0	8	5	0	5	10	3.3
Career		5	79	5	16	31.3	1	4	25.0	2	8	6	1.2	8	6	0	5	13	2.6

JAMELLE CORNLEY

Height: 6-5 College: Penn State
Weight: 240 Birthdate: April 18, 1987

REGULAR SEASON RECORD

Year	Team	G	MIN	FGM	FGA	Pct	FTM	FTA	Pct	3	3A	REB	Avg	AST	PF	BS	ST	PTS	Avg
09-10	Fort Wayne	9	121	19	44	43.2	4	11	36.4	1	2	9	1.0	6	9	0	3	43	4.8

BRANDON COTTON



Height: 6-0 College: Detroit
Weight: 185 Birthdate: March 26, 1985

REGULAR SEASON RECORD

Year	Team	G	MIN	FGM	FGA	Pct	FTM	FTA	Pct	3	3A	REB	Avg	AST	PF	BS	ST	PTS	Avg
09-10	Fort Wayne	2	40	8	24	33.3	6	6	100.0	0	1	2	1.0	2	3	0	3	22	11.0

JOE CRAWFORD



Height: 6-5 College: Kentucky
Weight: 210 Birthdate: July 17, 1986
GATORADE Call-Up History: 2008-09, Los Angeles to New York

REGULAR SEASON RECORD

Year	Team	G	MIN	FGM	FGA	Pct	FTM	FTA	Pct	3	3A	REB	Avg	AST	PF	BS	ST	PTS	Avg
08-09	Los Angeles	43	1641	325	684	47.5	159	192	82.8	87	231	196	4.6	117	99	7	45	896	20.8
09-10	Los Angeles	32	1163	202	468	43.2	122	168	72.6	43	145	99	3.1	98	61	11	29	569	17.8
Career		75	2804	527	1152	45.7	281	360	78.1	130	376	295	3.9	215	160	18	741	465	19.5

JAMES CRIPE

Height: 7-0 College: Dayton
Weight: 250 Birthdate: March 3, 1984

REGULAR SEASON RECORD

Year	Team	G	MIN	FGM	FGA	Pct	FTM	FTA	Pct	3	3A	REB	Avg	AST	PF	BS	ST	PTS	Avg
09-10	Springfield	4	63	5	15	33.3	6	6	100.0	0	0	11	2.8	1	10	3	1	16	4.0

SASHA CUIC

Height: 6-10 College: Oregon State
Weight: 253 Birthdate: November 3, 1983

REGULAR SEASON RECORD

Year	Team	G	MIN	FGM	FGA	Pct	FTM	FTA	Pct	3	3A	REB	Avg	AST	PF	BS	ST	PTS	Avg
09-10	ABQ-LAD	32	565	76	231	32.9	45	59	76.3	11	51	120	3.8	10	99	8	16	208	6.5

LEE CUMMARD

Height: 6-7 College: Brigham Young
Weight: 190 Birthdate: March 31, 1985

REGULAR SEASON RECORD

Year	Team	G	MIN	FGM	FGA	Pct	FTM	FTA	Pct	3	3A	REB	Avg	AST	PF	BS	ST	PTS	Avg
09-10	Utah	22	366	42	87	48.3	10	11	90.9	16	34	42	1.9	26	49	2	13	110	5.0

T.J. CUMMINGS



Height: 6-9 College: UCLA
Weight: 225 Birthdate: August 31, 1981

REGULAR SEASON RECORD

Year	Team	G	MIN	FGM	FGA	Pct	FTM	FTA	Pct	3	3A	REB	Avg	AST	PF	BS	ST	PTS	Avg
05-06	Albuquerque	48	1194	244	460	53.0	118	138	85.5	0	0	309	6.4	48	150	20	17	606	12.6
06-07	ABQ-LOS	23	569	128	258	49.6	41	50	82.0	0	1	104	4.5	27	87	4	12	297	12.9
08-09	Anaheim	3	73	10	24	41.7	10	10	100.0	0	0	10	3.3	0	8	0	4	30	10.0
09-10	MNE-SPG	39	1051	195	420	46.4	63	89	70.8	0	0	259	6.6	38	121	12	14	453	11.6
Career		109	2780	552	1116	49.5	227	281	80.8	0	1	653	6.0	108	356	35	46	1331	12.2

PLAYOFF RECORD

Year	Team	G	MIN	FGM	FGA	Pct	FTM	FTA	Pct	3	3A	REB	Avg	AST	PF	BS	ST	PTS	Avg
05-06	Albuquerque	2	68	18	32	56.3	2	3	66.7	0	0	17	8.5	4	10	2	1	38	19.0

JAMESON CURRY



Height: 6-0 College: Oklahoma State
Weight: 190 Birthdate: January 7, 1986
NBA Assignment History: 2007-08, Chicago to Iowa

REGULAR SEASON RECORD

Year	Team	G	MIN	FGM	FGA	Pct	FTM	FTA	Pct	3	3A	REB	Avg	AST	PF	BS	ST	PTS	Avg
07-08	Iowa	13	509	101	218	46.3	41	57	71.9	20	53	41	3.2	71	38	6	14	263	20.2
08-09	Iowa	16	552	77	178	43.3	26	29	89.7	17	48	46	2.9	44	46	3	18	197	12.3
09-10	Springfield	27	1087	169	344	49.1	54	71	76.1	44	101	111	4.1	192	67	11	42	436	16.1
Career		56	2149	347	740	46.9	121	157	77.1	81	202	198	3.5	309	156	20	74	896	16.0

JOE DABBERT

Height: 6-10 College: Creighton
Weight: 255 Birthdate: June 16, 1981

REGULAR SEASON RECORD

Year	Team	G	MIN	FGM	FGA	Pct	FTM	FTA	Pct	3	3A	REB	Avg	AST	PF	BS	ST	PTS	Avg
06-07	Sx. Falls	16	209	35	72	48.6	25	32	78.1	0	0	45	2.8	3	42	17	9	95	5.9
08-09	Colorado	50	1057	212	401	52.9	139	198	70.2	0	4	290	5.8	43	216	66	32	563	11.3
09-10	Idaho	25	622	117	250	46.8	114	157	72.6	2	3	222	8.9	13	107	30	14	350	14.0
Career		91	1895	363	723	50.2	278	387	71.8	2	7	559	6.1	59	368	113	55	1006	11.1

PLAYOFF RECORD

Year	Team	G	MIN	FGM	FGA	Pct	FTM	FTA	Pct	3	3A	REB	Avg	AST	PF	BS	ST	PTS	Avg
08-09	Colorado	4	91	14	23	60.9	10	11	90.9	0	0	23	5.8	6	13	5	3	38	9.5

WILL DANIELS

Height: 6-8 College: Rhode Island
Weight: 225 Birthdate: April 21, 1986

REGULAR SEASON RECORD

Year	Team	G	MIN	FGM	FGA	Pct	FTM	FTA	Pct	3	3A	REB	Avg	AST	PF	BS	ST	PTS	Avg
09-10	Bakersfield	31	802	163	296	55.1	68	105	64.8	23	64	145	4.7	45	90	45	28	417	13.5

ANTHONY DANRIDGE



Height: 6-5 College: New Mexico
Weight: 215 Birthdate: February 26, 1986

REGULAR SEASON RECORD

Year	Team	G	MIN	FGM	FGA	Pct	FTM	FTA	Pct	3	3A	REB	Avg	AST	PF	BS	ST	PTS	Avg
09-10	Albuquerque	41	672	119	207	57.5	55	66	83.3	0	4	79	1.9	37	42	7	14	293	7.1

JOE DARGER

Height: 6-7 College: Nevada - Las Vegas
Weight: 225 Birthdate: August 31, 1986

REGULAR SEASON RECORD

Year	Team	G	MIN	FGM	FGA	Pct	FTM	FTA	Pct	3	3A	REB	Avg	AST	PF	BS	ST	PTS	Avg
09-10	Utah	3	11	0	2	.0	0	0	0.0	0	1	0	.0	0	2	0	0	0	.0

PLAYOFF RECORD

Year	Team	G	MIN	FGM	FGA	Pct	FTM	FTA	Pct	3	3A	REB	Avg	AST	PF	BS	ST	PTS	Avg
09-10	**Utah**	**3**	**9**	**2**	**4**	**50.0**	**0**	**0**	**0.0**	**1**	**2**	**1**	**.3**	**0**	**1**	**0**	**0**	**5**	**1.7**

BENNET DAVIS



Height: 6-8 College: Northeastern
Weight: 220 Birthdate: November 15, 1984

REGULAR SEASON RECORD

Year	Team	G	MIN	FGM	FGA	Pct	FTM	FTA	Pct	3	3A	REB	Avg	AST	PF	BS	ST	PTS	Avg
08-09	Utah	48	873	100	247	40.5	107	130	82.3	6	19	166	3.5	55	97	48	20	313	6.5
09-10	Utah	50	1406	235	483	48.7	165	226	73.0	4	30	337	6.7	86	141	37	39	639	12.8
Career		98	2281	335	730	45.9	272	356	76.4	10	49	503	5.1	141	237	85	59	952	9.7

PLAYOFF RECORD

Year	Team	G	MIN	FGM	FGA	Pct	FTM	FTA	Pct	3	3A	REB	Avg	AST	PF	BS	ST	PTS	Avg
08-09	Utah	4	64	6	15	40.0	4	6	66.7	1	1	17	4.3	2	7	2	1	17	4.3
09-10	Utah	3	97	16	39	41.0	9	11	81.8	0	2	23	7.7	5	6	0	2	41	13.7
Career		7	161	22	54	40.7	13	17	76.5	1	3	40	5.7	7	13	2	3	58	8.3

CHRIS DAVIS

Height: 6-3 College: Southern University
Weight: 190 Birthdate: January 26, 1986

REGULAR SEASON RECORD

Year	Team	G	MIN	FGM	FGA	Pct	FTM	FTA	Pct	3	3A	REB	Avg	AST	PF	BS	ST	PTS	Avg
09-10	Reno	39	420	57	138	41.3	20	29	69.0	12	40	44	1.1	43	32	2	21	146	3.7

PLAYOFF RECORD

Year	Team	G	MIN	FGM	FGA	Pct	FTM	FTA	Pct	3	3A	REB	Avg	AST	PF	BS	ST	PTS	Avg
09-10	**Reno**	**2**	**10**	**2**	**3**	**66.7**	**2**	**2**	**100.0**	**0**	**0**	**0**	**.0**	**0**	**0**	**0**	**1**	**6**	**3.0**

PAUL DAVIS



Height: 6-11 College: Michigan State
Weight: 270 Birthdate: July 21, 1984

REGULAR SEASON RECORD

Year	Team	G	MIN	FGM	FGA	Pct	FTM	FTA	Pct	3	3A	REB	Avg	AST	PF	BS	ST	PTS	Avg
09-10	Maine	16	1456	92	198	146.5	56	62	90.3	0	2	141	8.8	31	61	26	19	240	15.0

KENNY DAWKINS



Height: 5-9 College: Lamar
Weight: 175 Birthdate: July 23, 1987

REGULAR SEASON RECORD

Year	Team	G	MIN	FGM	FGA	Pct	FTM	FTA	Pct	3	3A	REB	Avg	AST	PF	BS	ST	PTS	Avg
09-10	RGV	8	85	7	30	23.3	9	10	90.0	0	2	15	1.9	8	4	0	3	23	2.9

ERIC DAWSON

Height: 6-9 College: Midwestern State
Weight: 235 Birthdate: July 7, 1984

REGULAR SEASON RECORD

Year	Team	G	MIN	FGM	FGA	Pct	FTM	FTA	Pct	3	3A	REB	Avg	AST	PF	BS	ST	PTS	Avg
07-08	Austin	5	30	4	6	66.7	0	2	0.0	0	0	8	1.6	3	4	3	1	8	1.6
08-09	Austin	31	758	144	246	58.5	33	52	63.5	0	0	204	6.6	47	99	32	35	321	10.4
09-10	Austin	2	30	7	11	63.6	4	7	57.1	0	0	9	4.5	1	3	1	1	18	9.0
Career		35	820	155	263	58.9	37	61	60.7	0	0	223	6.4	51	106	36	37	347	9.9

PLAYOFF RECORD

Year	Team	G	MIN	FGM	FGA	Pct	FTM	FTA	Pct	3	3A	REB	Avg	AST	PF	BS	ST	PTS	Avg
08-09	Austin	2	67	9	15	60.0	5	6	83.3	0	0	14	7.0	4	7	1	1	23	11.5

ERIC DEVENDORF

Height: 6-11 College: Michigan State
Weight: 270 Birthdate: July 21, 1984

REGULAR SEASON RECORD

Year	Team	G	MIN	FGM	FGA	Pct	FTM	FTA	Pct	3	3A	REB	Avg	AST	PF	BS	ST	PTS	Avg
09-10	Reno	3	39	5	10	50.0	4	6	66.7	0	1	2	.7	2	5	0	0	14	4.7

DAN DICKAU



Height: 6-0 College: Gonzaga
Weight: 180 Birthdate: September 16, 1978

REGULAR SEASON RECORD

Year	Team	G	MIN	FGM	FGA	Pct	FTM	FTA	Pct	3	3A	REB	Avg	AST	PF	BS	ST	PTS	Avg
09-10	Fort Wayne	13	440	76	171	44.4	25	30	83.3	17	51	35	2.7	92	39	3	14	194	14.9

DARYL "MAJIC" DORSEY

Height: 6-1 College: Brevard Community College
Weight: 185 Birthdate: August 5, 1981

REGULAR SEASON RECORD

Year	Team	G	MIN	FGM	FGA	Pct	FTM	FTA	Pct	3	3A	REB	Avg	AST	PF	BS	ST	PTS	Avg
05-06	Fort Worth	7	101	15	40	37.5	10	13	76.9	1	5	13	1.9	6	10	1	4	41	5.9
06-07	Anaheim	50	1367	214	494	43.3	147	169	87.0	10	49	121	2.4	207	117	2	39	585	11.7
07-08	ALB-AUS	16	348	45	104	43.3	22	32	68.8	2	11	31	1.9	47	33	0	7	114	7.1
08-09	ALB-REN	51	1023	180	423	42.6	84	99	84.8	3	23	90	1.8	166	75	4	38	447	8.8
09-10	Reno	21	394	59	126	46.8	23	30	76.7	0	12	29	1.4	49	42	0	12	141	6.7
Career		145	3233	513	1187	43.2	286	343	83.4	16	100	284	2.0	475	277	7	100	1328	9.2

JOEY DORSEY

Height: 6-9 College: Memphis
Weight: 265 Birthdate: December 16, 1983
Assignment History: 2008-09 & 2009-10, Houston to Rio Grande Valley

REGULAR SEASON RECORD

Year	Team	G	MIN	FGM	FGA	Pct	FTM	FTA	Pct	3	3A	REB	Avg	AST	PF	BS	ST	PTS	Avg
08-09	RGV	7	206	27	43	62.8	14	36	38.9	0	0	63	9.0	7	26	11	7	68	9.7
09-10	**RGV**	**16**	**503**	**97**	**150**	**64.7**	**44**	**88**	**50.0**	**0**	**0**	**212**	**13.3**	**27**	**62**	**22**	**18**	**238**	**14.9**
Career		23	709	124	193	64.2	58	124	46.8	0	0	275	12.0	34	88	33	25	306	13.3

MARCUS DOVE

Height: 6-9 College: Oklahoma State
Weight: 225 Birthdate: June 17, 1985

REGULAR SEASON RECORD

Year	Team	G	MIN	FGM	FGA	Pct	FTM	FTA	Pct	3	3A	REB	Avg	AST	PF	BS	ST	PTS	Avg
09-10	Dakota	41	1182	144	283	50.9	76	124	61.3	0	1	242	5.9	39	123	38	55	364	8.9

PLAYOFF RECORD

Year	Team	G	MIN	FGM	FGA	Pct	FTM	FTA	Pct	3	3A	REB	Avg	AST	PF	BS	ST	PTS	Avg
09-10	**Dakota**	**3**	**103**	**13**	**23**	**56.5**	**6**	**15**	**40.0**	**0**	**0**	**19**	**6.3**	**5**	**9**	**3**	**6**	**32**	**10.7**

ZABIAN DOWDELL

Height: 6-3 College: Virginia Tech
Weight: 190 Birthdate: September 10, 1984

REGULAR SEASON RECORD

Year	Team	G	MIN	FGM	FGA	Pct	FTM	FTA	Pct	3	3A	REB	Avg	AST	PF	BS	ST	PTS	Avg
09-10	Tulsa	10	270	52	98	53.1	22	32	68.8	3	15	30	3.0	37	19	0	9	129	12.9

BYRON EATON

Height: 5-11 College: Oklahoma State
Weight: 210 Birthdate: December 24, 1986

REGULAR SEASON RECORD

Year	Team	G	MIN	FGM	FGA	Pct	FTM	FTA	Pct	3	3A	REB	Avg	AST	PF	BS	ST	PTS	Avg
09-10	Tulsa	2	18	1	7	14.3	0	0	0.0	0	1	4	2.0	1	4	0	0	2	1.0

CORSLEY EDWARDS



Height: 6-9 College: Central Connecticut State
Weight: 275 Birthdate: March 5, 1979

REGULAR SEASON RECORD

Year	Team	G	MIN	FGM	FGA	Pct	FTM	FTA	Pct	3	3A	REB	Avg	AST	PF	BS	ST	PTS	Avg
06-07	Anaheim	31	901	154	352	43.8	129	157	82.2	0	2	233	7.5	13	103	25	28	437	14.1
09-10	Dakota	9	221	41	91	45.1	30	35	85.7	0	0	52	5.8	6	34	9	4	112	12.4
Career		40	1122	195	443	44.0	159	192	82.8	0	2	285	7.1	19	137	34	32	549	13.7

PLAYOFF RECORD

Year	Team	G	MIN	FGM	FGA	Pct	FTM	FTA	Pct	3	3A	REB	Avg	AST	PF	BS	ST	PTS	Avg
09-10	Dakota	3	64	12	30	40.0	7	10	70.0	0	0	19	6.3	1	10	3	1	31	10.3

JOHN EDWARDS

Height: 7-0 College: Kent State
Weight: 275 Birthdate: July 31, 1981

REGULAR SEASON RECORD

Year	Team	G	MIN	FGM	FGA	Pct	FTM	FTA	Pct	3	3A	REB	Avg	AST	PF	BS	ST	PTS	Avg
06-07	ABQ-TUL	20	374	77	147	52.4	44	60	73.3	0	1	79	4.0	9	77	10	4	198	9.9
08-09	IWA-SXF	23	511	91	173	52.6	28	35	80.0	0	0	146	6.3	15	80	25	10	210	9.1
09-10	Bakersfield	25	504	96	186	51.6	39	56	69.6	0	0	132	5.3	18	96	15	8	231	9.2
Career		68	1390	264	506	52.2	111	151	73.5	0	1	358	5.3	42	253	50	22	639	9.4

PLAYOFF RECORD

Year	Team	G	MIN	FGM	FGA	Pct	FTM	FTA	Pct	3	3A	REB	Avg	AST	PF	BS	ST	PTS	Avg
08-09	Iowa	1	33	5	7	71.4	3	5	60.0	0	0	7	7.0	0	2	0	0	13	13.0

SHANE EDWARDS



Height: 6-7 College: Arkansas - LIttle Rock
Weight: 212 Birthdate: May 31, 1987

REGULAR SEASON RECORD

Year	Team	G	MIN	FGM	FGA	Pct	FTM	FTA	Pct	3	3A	REB	Avg	AST	PF	BS	ST	PTS	Avg
09-10	Albuquerque	39	1012	188	301	62.5	118	164	72.0	0	1	206	5.3	30	123	32	29	494	12.7

MOSES EHAMBE

Height: 6-6 College: Oral Roberts
Weight: 200 Birthdate: May 22, 1986

REGULAR SEASON RECORD

Year	Team	G	MIN	FGM	FGA	Pct	FTM	FTA	Pct	3	3A	REB	Avg	AST	PF	BS	ST	PTS	Avg
08-09	Tulsa	50	947	177	431	41.1	47	56	83.9	103	248	85	1.7	39	54	2	21	504	10.1
09-10	Tulsa	50	1389	244	551	44.3	45	53	84.9	117	255	132	2.6	53	78	10	24	650	13.0
Career		100	2334	421	982	42.9	92	109	84.4	220	503	217	2.2	92	132	12	45	1154	11.5

PLAYOFF RECORD

Year	Team	G	MIN	FGM	FGA	Pct	FTM	FTA	Pct	3	3A	REB	Avg	AST	PF	BS	ST	PTS	Avg
09-10	**Tulsa**	**8**	**164**	**21**	**52**	**40.4**	**11**	**12**	**91.7**	**9**	**26**	**10**	**1.3**	**4**	**9**	**1**	**3**	**62**	**7.8**

SHY ELY



Height: 6-4 College: Evansville
Weight: 205 Birthdate: July 16, 1987

REGULAR SEASON RECORD

Year	Team	G	MIN	FGM	FGA	Pct	FTM	FTA	Pct	3	3A	REB	Avg	AST	PF	BS	ST	PTS	Avg
09-10	Iowa	49	577	62	167	37.1	45	55	81.8	18	54	76	1.6	38	45	6	24	187	3.8

PLAYOFF RECORD

Year	Team	G	MIN	FGM	FGA	Pct	FTM	FTA	Pct	3	3A	REB	Avg	AST	PF	BS	ST	PTS	Avg
09-10	Iowa	5	27	2	6	33.3	2	4	50.0	1	3	1	.2	1	3	0	0	7	1.4

CARLOS ENGLISH



Height: 5-9 College: Cleveland State
Weight: 170 Birthdate: November 20, 1984

REGULAR SEASON RECORD

Year	Team	G	MIN	FGM	FGA	Pct	FTM	FTA	Pct	3	3A	REB	Avg	AST	PF	BS	ST	PTS	Avg
08-09	Dakota	33	231	18	68	26.5	9	14	64.3	5	23	13	0.4	4	15	0	14	50	1.5
09-10	Fort Wayne	9	181	20	59	33.9	15	20	75.0	5	23	15	1.7	33	12	0	10	60	6.7
Career		42	413	38	127	29.9	24	34	70.6	10	46	28	.7	78	27	0	24	110	2.6

PLAYOFF RECORD

Year	Team	G	MIN	FGM	FGA	Pct	FTM	FTA	Pct	3	3A	REB	Avg	AST	PF	BS	ST	PTS	Avg
08-09	Dakota	2	12	0	3	0.0	0	0	0.0	0	1	2	1.0	2	3	0	0	0	0.0

GARY ERVIN



Height: 6-0 College: Arkansas
Weight: 181 Birthdate: August 9, 1983

REGULAR SEASON RECORD

Year	Team	G	MIN	FGM	FGA	Pct	FTM	FTA	Pct	3	3A	REB	Avg	AST	PF	BS	ST	PTS	Avg
08-09	SXF-TUL	43	785	134	275	48.7	77	104	74.0	7	38	101	2.3	113	67	2	42	352	8.2
09-10	Maine	2	10	0	3	.0	0	2	.0	0	0	1	.5	1	2	0	0	0	.0
Career		46	799	134	278	48.2	77	106	72.6	7	38	102	2.2	114	69	2	41	352	7.7

BRIAN EVANS

Height: 6-1 College: Texas A&M - Corpus Christi
Weight: 185 Birthdate: March 4, 1982

REGULAR SEASON RECORD

Year	Team	G	MIN	FGM	FGA	Pct	FTM	FTA	Pct	3	3A	REB	Avg	AST	PF	BS	ST	PTS	Avg
08-09	Iowa	33	700	101	206	49.0	85	102	83.3	1	9	66	2.0	57	34	1	28	288	8.7
09-10	Iowa	2	15	0	2	.0	0	0	0.0	0	0	2	1.0	1	0	0	0	0	.0
Career		35	716	101	208	48.6	85	102	83.3	1	9	68	1.9	58	34	1	28	288	8.2

PLAYOFF RECORD

Year	Team	G	MIN	FGM	FGA	Pct	FTM	FTA	Pct	3	3A	REB	Avg	AST	PF	BS	ST	PTS	Avg
09-10	Iowa	5	17	2	5	40.0	2	2	100.0	0	0	4	.8	5	0	1	1	6	1.2

DESMON FARMER

Height: 6-5 College: Southern Californa
Weight: 210 Birthdate: October 7, 1981

REGULAR SEASON RECORD

Year	Team	G	MIN	FGM	FGA	Pct	FTM	FTA	Pct	3	3A	REB	Avg	AST	PF	BS	ST	PTS	Avg
05-06	Tulsa	46	1514	266	581	45.8	123	176	69.9	111	256	165	3.6	96	120	4	42	766	16.7
06-07	Tulsa	32	1051	220	478	46.0	124	181	68.5	73	208	125	3.9	86	66	6	33	637	19.9
07-08	RGV	33	1266	260	550	47.3	205	244	84.0	89	213	133	4.0	135	112	4	39	814	24.7
09-10	Reno	49	1861	365	829	44.0	295	340	86.8	138	357	197	4.0	231	128	4	52	1163	23.7
Career		160	5692	1111	2438	45.6	747	941	79.4	411	1034	620	3.9	548	426	18	166	3380	21.1

PLAYOFF RECORD

Year	Team	G	MIN	FGM	FGA	Pct	FTM	FTA	Pct	3	3A	REB	Avg	AST	PF	BS	ST	PTS	Avg
09-10	Reno	3	95	16	35	45.7	12	15	80.0	4	18	11	3.7	6	12	0	2	48	16.0

NOEL FELIX



Height: 6-9 College: Fresno State
Weight: 225 Birthdate: October 4, 1984

REGULAR SEASON RECORD

Year	Team	G	MIN	FGM	FGA	Pct	FTM	FTA	Pct	3	3A	REB	Avg	AST	PF	BS	ST	PTS	Avg
07-08	Anaheim	11	265	33	69	47.8	17	22	77.3	0	2	43	3.9	13	39	13	8	83	7.5
08-09	Anaheim	17	569	88	187	47.1	51	63	81.0	5	10	110	6.5	20	75	32	15	232	13.6
09-10	MNE-SPG	45	1055	166	377	44.0	105	123	85.4	3	7	245	5.4	53	154	35	20	440	9.8
Career		72	1860	279	617	45.2	169	204	82.8	5	12	394	5.5	85	265	80	42	732	10.2

MICHAEL FEY

Height: 7-0 College: California - Los Angeles
Weight: 270 Birthdate: May 29, 1983

REGULAR SEASON RECORD

Year	Team	G	MIN	FGM	FGA	Pct	FTM	FTA	Pct	3	3A	REB	Avg	AST	PF	BS	ST	PTS	Avg
09-10	Los Angeles	50	1285	263	463	56.8	113	138	81.9	1	2	319	6.4	67	143	35	25	640	12.8

RYAN FOREHAN-KELLY



Height: 6-6 College: California
Weight: 195 Birthdate: January 14, 1980

REGULAR SEASON RECORD

Year	Team	G	MIN	FGM	FGA	Pct	FTM	FTA	Pct	3	3A	REB	Avg	AST	PF	BS	ST	PTS	Avg
08-09	Los Angeles	31	903	154	302	51.0	46	54	85.2	46	96	140	4.5	100	91	18	53	400	12.9
09-10	Los Angeles	50	1599	277	528	52.5	103	128	80.5	82	173	238	4.8	154	123	18	65	739	14.8
Career		81	2499	431	830	51.9	149	182	81.9	128	269	378	4.7	254	214	36	118	1139	14.1

RICHIE FRAHM



Height: 6-5 College: Gonzaga
Weight: 205 Birthdate: August 14, 1977

REGULAR SEASON RECORD

Year	Team	G	MIN	FGM	FGA	Pct	FTM	FTA	Pct	3	3A	REB	Avg	AST	PF	BS	ST	PTS	Avg
08-09	Reno	21	832	138	292	47.3	40	50	80.0	83	177	90	4.3	64	37	10	27	399	19.0
09-10	Reno	16	462	75	144	52.1	9	11	81.8	50	106	41	2.6	35	32	1	15	209	13.1
Career		37	1295	213	436	48.9	49	61	80.3	133	283	131	3.5	99	69	11	42	608	16.4

PLAYOFF RECORD

Year	Team	G	MIN	FGM	FGA	Pct	FTM	FTA	Pct	3	3A	REB	Avg	AST	PF	BS	ST	PTS	Avg
09-10	Reno	3	90	13	27	48.1	8	10	80.0	9	22	9	3.0	2	5	0	2	43	14.3

CHEYNE GADSON

Height: 6-3 College: Oklahoma State
Weight: 190 Birthdate: July 17, 1980

REGULAR SEASON RECORD

Year	Team	G	MIN	FGM	FGA	Pct	FTM	FTA	Pct	3	3A	REB	Avg	AST	PF	BS	ST	PTS	Avg
03-04	Huntsville	34	523	84	194	43.3	45	60	75.0	3	12	63	1.9	51	44	3	13	216	6.4
06-07	AUS-TUL	48	1683	290	638	45.5	133	170	78.2	39	118	177	3.7	228	117	2	45	752	15.7
07-08	ABQ-AUS	42	1237	189	386	49.0	96	113	85.0	21	58	111	2.6	221	96	2	36	495	11.8
08-09	ABQ-LOS	16	430	64	154	41.6	37	45	82.2	12	35	37	2.3	40	24	1	13	177	11.1
09-10	Dakota	18	370	67	145	46.2	30	37	81.1	7	19	40	2.2	70	33	0	14	171	9.5
Career		156	4195	686	1507	45.5	330	415	79.5	81	241	430	2.8	610	311	8	121	1783	11.4

REECE GAINES

Height: 6-5 College: Louisville
Weight: 210 Birthdate: January 7, 1981

REGULAR SEASON RECORD

Year	Team	G	MIN	FGM	FGA	Pct	FTM	FTA	Pct	3	3A	REB	Avg	AST	PF	BS	ST	PTS	Avg
09-10	Bakersfield	47	1566	234	485	48.2	143	177	80.8	62	149	130	2.8	187	129	7	35	673	14.3

SUNDIATA GAINES

Height: 6-1 College: Georgia
Weight: 195 Birthdate: April 18, 1986
GATORADE Call-Up History: 2009-10, Idaho to Utah

REGULAR SEASON RECORD

Year	Team	G	MIN	FGM	FGA	Pct	FTM	FTA	Pct	3	3A	REB	Avg	AST	PF	BS	ST	PTS	Avg
09-10	Idaho	14	511	118	226	52.2	76	121	62.8	23	71	66	4.7	96	33	4	32	335	23.9

TERRANCE GAMBLE



Height: 6-10 College: Tarleton State
Weight: 255 Birthdate: September 25, 1983

REGULAR SEASON RECORD

Year	Team	G	MIN	FGM	FGA	Pct	FTM	FTA	Pct	3	3A	REB	Avg	AST	PF	BS	ST	PTS	Avg
08-09	Bakersfield	17	139	15	23	65.2	9	14	64.3	0	0	33	1.9	6	24	11	3	39	2.3
09-10	SXF-BAK	10	175	15	27	55.6	2	7	28.6	0	0	46	4.6	6	33	12	4	32	3.2
Career		26	307	29	49	59.2	8	17	47.1	0	0	77	3.0	12	56	23	7	66	2.5

MIKE GANSEY

Height: 6-4 College: West Virginia
Weight: 190 Birthdate:December 21, 1982

REGULAR SEASON RECORD

Year	Team	G	MIN	FGM	FGA	Pct	FTM	FTA	Pct	3	3A	REB	Avg	AST	PF	BS	ST	PTS	Avg
07-08	Anaheim	19	189	20	54	37.0	9	13	69.2	5	27	19	1.0	9	14	1	5	54	2.8
09-10	ERI-IDA	38	1399	228	495	46.1	74	89	83.1	73	220	268	7.1	100	63	8	52	603	15.9
Career		57	1588	248	549	45.2	83	102	81.4	78	247	287	5.0	109	77	9	57	657	11.5

ALONZO GEE

Height: 6-6 College: Alabama
Weight: 200 Birthdate: May 39, 1987
GATORADE Call-Up History: 2009-10, Austin to Washington, San Antonio
NBA Assignment History: 2009-10, San Antonio to Austin

REGULAR SEASON RECORD

Year	Team	G	MIN	FGM	FGA	Pct	FTM	FTA	Pct	3	3A	REB	Avg	AST	PF	BS	ST	PTS	Avg
09-10	Austin	36	1376	272	530	51.3	196	279	70.3	25	62	240	6.7	46	105	20	53	765	21.3

PLAYOFF RECORD

Year	Team	G	MIN	FGM	FGA	Pct	FTM	FTA	Pct	3	3A	REB	Avg	AST	PF	BS	ST	PTS	Avg
09-10	Austin	6	232	51	91	56.0	22	35	62.9	4	13	44	7.3	3	18	7	8	128	21.3

J.R. GIDDENS

Height: 6-5 College: New Mexico
Weight: 215 Birthdate: February 13, 1985
NBA Assignment History: 2008-09, Boston to Utah; 2009-10, Boston to Maine

REGULAR SEASON RECORD

Year	Team	G	MIN	FGM	FGA	Pct	FTM	FTA	Pct	3	3A	REB	Avg	AST	PF	BS	ST	PTS	Avg
08-09	Utah	26	947	188	325	57.8	62	91	68.1	8	29	163	6.3	77	56	35	28	446	17.2
09-10	Maine	4	127	29	45	64.4	8	10	80.0	6	10	18	4.5	12	7	2	4	72	18.0
Career		30	1075	217	370	58.6	70	101	69.3	14	39	181	6.0	89	63	37	32	518	17.3

Year	Team	G	MIN	FGM	FGA	Pct	FTM	FTA	Pct	3	3A	REB	Avg	AST	PF	BS	ST	PTS	Avg
08-09	Utah	4	159	30	55	54.5	13	21	61.9	1	7	49	12.3	14	10	7	3	74	18.5

TREY GILDER

Height: 6-9 College: Northwestern State
Weight: 185 Birthdate: January 24, 1985

REGULAR SEASON RECORD

Year	Team	G	MIN	FGM	FGA	Pct	FTM	FTA	Pct	3	3A	REB	Avg	AST	PF	BS	ST	PTS	Avg
08-09	Colorado	50	1192	251	492	51.0	151	198	76.3	32	99	277	5.5	71	111	34	60	685	13.7
09-10	ABQ-MNE	45	1376	240	441	54.4	152	200	76.0	8	20	252	5.6	107	97	50	43	640	14.2
Career		95	2563	493	935	52.7	304	398	76.4	40	119	529	5.6	177	209	84	103	1330	14.0

Year	Team	G	MIN	FGM	FGA	Pct	FTM	FTA	Pct	3	3A	REB	Avg	AST	PF	BS	ST	PTS	Avg
08-09	Colorado	4	59	17	26	65.4	6	7	85.7	2	4	14	3.5	6	3	2	2	42	10.5

BROCK GILLESPIE



Height: 6-0 College: Rice
Weight: 170 Birthdate: April 26, 1982

REGULAR SEASON RECORD

Year	Team	G	MIN	FGM	FGA	Pct	FTM	FTA	Pct	3	3A	REB	Avg	AST	PF	BS	ST	PTS	Avg
06-07	Austin	41	826	118	266	44.4	23	39	59.0	43	104	68	1.7	71	60	2	28	302	7.4
09-10	Maine	5	38	2	6	33.3	2	4	50.0	1	3	0	.0	9	2	0	0	7	1.4
Career		46	864	120	272	44.1	25	43	58.1	44	107	68	1.5	80	62	2	28	309	6.7

MICKELL GLADNESS



Height: 6-11 College: Alabama A&M
Weight: 230 Birthdate: July 26, 1986

REGULAR SEASON RECORD

Year	Team	G	MIN	FGM	FGA	Pct	FTM	FTA	Pct	3	3A	REB	Avg	AST	PF	BS	ST	PTS	Avg
09-10	RGV	41	525	67	118	56.8	34	53	64.2	0	2	127	3.1	10	69	52	11	168	4.1

PLAYOFF RECORD

Year	Team	G	MIN	FGM	FGA	Pct	FTM	FTA	Pct	3	3A	REB	Avg	AST	PF	BS	ST	PTS	Avg
09-10	RGV	3	10	0	0	0.0	0	2	.0	0	0	0	.0	0	2	1	0	0	.0

KYLE GOLDCAMP



Height: 6-10 College: Gannon
Weight: 230 Birthdate: June 10, 1986

REGULAR SEASON RECORD

Year	Team	G	MIN	FGM	FGA	Pct	FTM	FTA	Pct	3	3A	REB	Avg	AST	PF	BS	ST	PTS	Avg
09-10	Erie	32	428	42	83	50.6	20	26	76.9	0	1	95	3.0	13	65	16	12	104	3.3

LEEMIRE GOLDWIRE

Height: 5-11 College: North Carolina - Charlotte
Weight: 190 Birthdate: November 24, 1985

REGULAR SEASON RECORD

Year	Team	G	MIN	FGM	FGA	Pct	FTM	FTA	Pct	3	3A	REB	Avg	AST	PF	BS	ST	PTS	Avg
09-10	Sx. Falls	48	1220	211	498	42.4	124	147	84.4	71	204	132	2.8	151	94	4	56	617	12.9

PLAYOFF RECORD

Year	Team	G	MIN	FGM	FGA	Pct	FTM	FTA	Pct	3	3A	REB	Avg	AST	PF	BS	ST	PTS	Avg
09-10	Sx. Falls	3	66	11	30	36.7	13	15	86.7	5	13	5	1.7	6	4	1	7	40	13.3

ANTHONY GOODS

Height: 6-3 College: Stanford
Weight: 195 Birthdate: June 21, 1987

REGULAR SEASON RECORD

Year	Team	G	MIN	FGM	FGA	Pct	FTM	FTA	Pct	3	3A	REB	Avg	AST	PF	BS	ST	PTS	Avg
09-10	Bakersfield	9	150	10	46	21.7	4	5	80.0	3	19	19	2.1	14	13	0	5	27	3.0

LOUIS GRAHAM

Height: 6-8 College: Georgia Southern
Weight: 220 Birthdate: November 23, 1984

REGULAR SEASON RECORD

Year	Team	G	MIN	FGM	FGA	Pct	FTM	FTA	Pct	3	3A	REB	Avg	AST	PF	BS	ST	PTS	Avg
09-10	RGV	4	16	0	3	.0	3	4	75.0	0	0	4	1.0	1	9	2	0	3	.8

KENTRELL GRANSBERRY

Height: 6-9 College: South Florida
Weight: 270 Birthdate: August 1, 1985

REGULAR SEASON RECORD

Year	Team	G	MIN	FGM	FGA	Pct	FTM	FTA	Pct	3	3A	REB	Avg	AST	PF	BS	ST	PTS	Avg
08-09	Colorado	26	377	55	109	50.5	25	55	45.5	0	1	120	4.6	27	74	11	18	135	5.2
09-10	Springfield	43	639	78	133	58.6	40	100	40.0	0	5	193	4.5	38	93	18	13	196	4.6
Career		69	1014	133	242	55.0	65	155	41.9	0	6	313	4.5	65	167	29	31	331	4.8

PLAYOFF RECORD

Year	Team	G	MIN	FGM	FGA	Pct	FTM	FTA	Pct	3	3A	REB	Avg	AST	PF	BS	ST	PTS	Avg
08-09	Colorado	4	59	7	11	63.6	7	11	63.6	0	0	15	3.8	4	14	1	5	21	5.3

GAVIN GRANT

Height: 6-7 College: North Carolina State
Weight: 220 Birthdate: March 12, 1985

REGULAR SEASON RECORD

Year	Team	G	MIN	FGM	FGA	Pct	FTM	FTA	Pct	3	3A	REB	Avg	AST	PF	BS	ST	PTS	Avg
08-09	Utah	43	798	113	265	42.6	134	176	76.1	3	18	119	2.8	54	61	10	17	363	8.4
09-10	Utah	2	65	13	25	52.0	8	9	88.9	0	1	6	3.0	3	6	0	3	34	17.0
Career		45	863	126	290	43.4	142	185	76.8	3	19	125	2.8	57	67	10	20	397	8.8

REGULAR SEASON RECORD

Year	Team	G	MIN	FGM	FGA	Pct	FTM	FTA	Pct	3	3A	REB	Avg	AST	PF	BS	ST	PTS	Avg
08-09	Utah	4	70	12	21	57.1	7	9	77.8	1	2	15	3.8	6	6	4	0	32	8.0

JEFF GRAVES

Height: 6-9 College: Kansas
Weight: 270 Birthdate: September 30, 1981

REGULAR SEASON RECORD

Year	Team	G	MIN	FGM	FGA	Pct	FTM	FTA	Pct	3	3A	REB	Avg	AST	PF	BS	ST	PTS	Avg
06-07	Idaho	32	793	162	280	57.9	98	134	73.1	0	0	256	8.0	33	117	27	19	422	13.2
09-10	Idaho	2	45	9	17	52.9	1	2	50.0	0	0	11	5.5	0	9	3	1	19	9.5
Career		34	838	171	297	57.6	99	136	72.8	0	0	267	7.9	33	126	30	20	441	13.0

DANNY GREEN

Height: 6-6 College: North Carolina
Weight: 210 Birthdate: June 22, 1987
NBA Assignment History: 2009-10, Cleveland to Erie

REGULAR SEASON RECORD

Year	Team	G	MIN	FGM	FGA	Pct	FTM	FTA	Pct	3	3A	REB	Avg	AST	PF	BS	ST	PTS	Avg
09-10	Erie	2	71	17	41	41.5	10	13	76.9	7	14	11	5.5	5	5	2	8	51	25.5

ORIEN GREENE

Height: 6-4 College: Louisiana -Lafayette
Weight: 210 Birthdate: February 4, 1982

REGULAR SEASON RECORD

Year	Team	G	MIN	FGM	FGA	Pct	FTM	FTA	Pct	3	3A	REB	Avg	AST	PF	BS	ST	PTS	Avg
09-10	Utah	50	1646	295	616	47.9	184	277	66.4	64	172	256	5.1	178	209	15	131	838	16.8

REGULAR SEASON RECORD

Year	Team	G	MIN	FGM	FGA	Pct	FTM	FTA	Pct	3	3A	REB	Avg	AST	PF	BS	ST	PTS	Avg
09-10	Utah	3	97	16	44	36.4	14	25	56.0	1	15	23	7.7	8	15	2	4	47	15.7

TAYLOR GRIFFIN

Height: 6-7 College: Oklahoma
Weight: 238 Birthdate: Aprli 18, 1986
NBA Assignment History: 2009-10, Phoenix to Iowa

REGULAR SEASON RECORD

Year	Team	G	MIN	FGM	FGA	Pct	FTM	FTA	Pct	3	3A	REB	Avg	AST	PF	BS	ST	PTS	Avg
09-10	Iowa	12	345	40	92	43.5	31	44	70.5	4	17	74	6.2	26	27	5	16	115	9.6

PLAYOFF RECORD

Year	Team	G	MIN	FGM	FGA	Pct	FTM	FTA	Pct	3	3A	REB	Avg	AST	PF	BS	ST	PTS	Avg
09-10	Iowa	3	87	7	22	31.8	5	14	35.7	0	2	28	9.3	3	10	1	3	19	6.3

JARVIS GUNTER



Height: 6-10 College: Arkansas - Pine Bluff
Weight: 220 Birthdate: April 8, 1985

REGULAR SEASON RECORD

Year	Team	G	MIN	FGM	FGA	Pct	FTM	FTA	Pct	3	3A	REB	Avg	AST	PF	BS	ST	PTS	Avg
08-09	Erie	38	476	50	86	58.1	15	28	53.6	0	0	129	3.4	9	64	29	5	115	3.0
09-10	Erie	44	600	52	85	61.2	21	32	65.6	0	0	164	3.7	14	61	15	4	125	2.8
Career		82	1079	102	171	59.6	36	60	60.0	0	0	293	3.6	23	125	44	9	240	2.9

PLAYOFF RECORD

Year	Team	G	MIN	FGM	FGA	Pct	FTM	FTA	Pct	3	3A	REB	Avg	AST	PF	BS	ST	PTS	Avg
08-09	Erie	1	14	1	2	50.0	0	0	0.0	0	0	6	6.0	0	2	1	0	2	2.0

MALIK HAIRSTON

Height: 6-6 College: Oregon
Weight: 220 Birthdate: February 23, 1987
GATORADE Call-Up History: 2008-09, Austin to San Antonio
NBA Assignment History: 2008-09, San Antonio to Austin; 2009-10, San Antonio to Ausitn

REGULAR SEASON RECORD

Year	Team	G	MIN	FGM	FGA	Pct	FTM	FTA	Pct	3	3A	REB	Avg	AST	PF	BS	ST	PTS	Avg
08-09	Austin	30	1239	242	455	53.2	176	211	83.4	26	59	164	5.5	112	111	32	41	686	22.9
09-10	Austin	15	612	148	313	47.3	116	140	82.9	24	58	70	4.7	45	53	12	8	436	29.1
Career		45	1849	390	768	50.8	292	351	83.2	50	117	234	5.2	157	164	44	49	1122	24.9

PLAYOFF RECORD

Year	Team	G	MIN	FGM	FGA	Pct	FTM	FTA	Pct	3	3A	REB	Avg	AST	PF	BS	ST	PTS	Avg
08-09	Austin	2	101	27	46	58.7	10	11	90.9	7	11	11	5.5	10	5	2	4	71	35.5

BRIAN HAMILTON



Height: 6-6 College: Louisiana-Lafayette
Weight: 205 Birthdate: May 14, 1982

REGULAR SEASON RECORD

Year	Team	G	MIN	FGM	FGA	Pct	FTM	FTA	Pct	3	3A	REB	Avg	AST	PF	BS	ST	PTS	Avg
07-08	Utah	49	1533	198	372	53.2	132	208	63.5	0	3	276	5.6	114	172	32	115	528	10.8
09-10	Utah	36	829	103	218	47.2	84	144	58.3	9	30	148	4.1	57	98	14	45	299	8.3
Career		85	2362	301	590	51.0	216	352	61.4	9	33	424	5.0	171	270	46	160	827	9.7

REGULAR SEASON RECORD

Year	Team	G	MIN	FGM	FGA	Pct	FTM	FTA	Pct	3	3A	REB	Avg	AST	PF	BS	ST	PTS	Avg
09-10	Utah	3	93	14	28	50.0	3	7	42.9	2	5	22	7.3	8	8	4	7	33	11.0

EREK HANSEN

Height: 6-11 College: Iowa
Weight: 230 Birthdate: August 31, 1982

REGULAR SEASON RECORD

Year	Team	G	MIN	FGM	FGA	Pct	FTM	FTA	Pct	3	3A	REB	Avg	AST	PF	BS	ST	PTS	Avg
09-10	Albuquerque	6	78	4	18	22.2	0	3	.0	0	0	21	3.5	2	14	15	2	8	1.3

DEVON HARDIN

Height: 6-11 College: California
Weight: 250 Birthdate: August 7, 1986

REGULAR SEASON RECORD

Year	Team	G	MIN	FGM	FGA	Pct	FTM	FTA	Pct	3	3A	REB	Avg	AST	PF	BS	ST	PTS	Avg
09-10	Tulsa	36	736	85	172	49.4	49	77	63.6	0	1	165	4.6	20	95	37	13	219	6.1

REGULAR SEASON RECORD

Year	Team	G	MIN	FGM	FGA	Pct	FTM	FTA	Pct	3	3A	REB	Avg	AST	PF	BS	ST	PTS	Avg
09-10	Tulsa	8	77	7	16	43.8	5	7	71.4	0	0	15	1.9	0	18	12	2	19	2.4

ADAM HARRINGTON

Height: 6-5 College: Auburn
Weight: 200 Birthdate: July 5, 1980

REGULAR SEASON RECORD

Year	Team	G	MIN	FGM	FGA	Pct	FTM	FTA	Pct	3	3A	REB	Avg	AST	PF	BS	ST	PTS	Avg
03-04	Columbus	17	448	66	162	40.7	39	48	81.3	19	45	29	1.7	29	43	3	16	190	11.2
04-05	Columbus	35	770	152	351	43.3	68	85	80.0	20	44	67	1.9	53	71	3	26	392	11.2
07-08	Tulsa	40	1331	234	534	43.8	109	136	80.1	80	188	113	2.8	135	103	6	41	657	16.4
09-10	**Springfield**	**7**	**213**	**22**	**70**	**31.4**	**11**	**14**	**78.6**	**6**	**21**	**28**	**4.0**	**13**	**24**	**0**	**1**	**61**	**8.7**
Career		99	2762	474	1117	42.4	227	283	80.2	125	298	237	2.4	230	241	12	84	1300	13.1

REGULAR SEASON RECORD

Year	Team	G	MIN	FGM	FGA	Pct	FTM	FTA	Pct	3	3A	REB	Avg	AST	PF	BS	ST	PTS	Avg
04-05	Columbus	2	29	3	12	25.0	3	4	75.0	0	3	3	1.5	0	6	0	0	9	4.5

IVAN HARRIS

Height: 6-7 College: Ohio State
Weight: 220 Birthdate: March 17, 1984

REGULAR SEASON RECORD

Year	Team	G	MIN	FGM	FGA	Pct	FTM	FTA	Pct	3	3A	REB	Avg	AST	PF	BS	ST	PTS	Avg
08-09	Erie	50	1872	334	694	48.1	78	90	86.7	39	91	257	5.1	38	159	26	39	785	15.7
09-10	Erie	49	1579	242	577	41.9	55	64	85.9	66	183	188	3.8	32	98	12	32	605	12.3
Career		99	3453	576	1271	45.3	133	154	86.4	105	274	445	4.5	70	257	38	70	1390	14.0

PLAYOFF RECORD

Year	Team	G	MIN	FGM	FGA	Pct	FTM	FTA	Pct	3	3A	REB	Avg	AST	PF	BS	ST	PTS	Avg
08-09	Erie	1	33	7	11	63.6	3	3	100.0	1	3	7	7.0	0	5	0	0	18	18.0

MIKE HARRIS



Height: 6-6 College: Rice
Weight: 235 Birthdate: June 15, 1983
GATORADE Call-Up History: 2009-10, Rio Grande Valley to Houston

REGULAR SEASON RECORD

Year	Team	G	MIN	FGM	FGA	Pct	FTM	FTA	Pct	3	3A	REB	Avg	AST	PF	BS	ST	PTS	Avg
06-07	Colorado	48	1117	237	385	61.6	79	98	80.6	14	44	328	6.8	65	132	74	36	567	11.8
09-10	RGV	34	1212	362	622	58.2	177	224	79.	19	67	356	10.5	65	129	20	40	920	27.1
Career		82	2329	599	1007	59.5	256	322	79.5	33	111	684	8.3	130	261	94	76	1487	18.1

PLAYOFF RECORD

Year	Team	G	MIN	FGM	FGA	Pct	FTM	FTA	Pct	3	3A	REB	Avg	AST	PF	BS	ST	PTS	Avg
06-07	Colorado	2	43	5	10	50.0	9	11	81.8	0	0	14	7.0	1	3	1	0	19	9.5
09-10	RGV	6	198	62	99	62.6	35	39	89.7	8	19	61	10.2	13	21	4	6	167	27.8
Career		8	241	67	109	61.5	44	50	88.0	8	19	75	9.4	14	24	5	6	186	23.3

TERREL HARRIS



Height: 6-5 College: Oklahoma State
Weight: 205 Birthdate: August 10, 1987

REGULAR SEASON RECORD

Year	Team	G	MIN	FGM	FGA	Pct	FTM	FTA	Pct	3	3A	REB	Avg	AST	PF	BS	ST	PTS	Avg
09-10	RGV-MNE	24	367	48	113	42.5	26	33	78.8	14	46	59	2.5	30	66	0	26	136	5.7

PLAYOFF RECORD

Year	Team	G	MIN	FGM	FGA	Pct	FTM	FTA	Pct	3	3A	REB	Avg	AST	PF	BS	ST	PTS	Avg
09-10	RGV	1	9	0	2	.0	0	0	0.0	0	0	3	3.0	2	1	0	0	0	.0

KENNY HASBROUCK

Height: 6-3 College: Siena
Weight: 194 Birthdate: August 14, 1986
GATORADE Call-Up History: 2009-10, Rio Grande Valley to Miami

REGULAR SEASON RECORD

Year	Team	G	MIN	FGM	FGA	Pct	FTM	FTA	Pct	3	3A	REB	Avg	AST	PF	BS	ST	PTS	Avg
09-10	RGV	10	325	64	127	50.4	25	31	80.6	16	42	24	2.4	29	29	0	16	169	16.9

JUSTIN HAWKINS



Height: 6-7 College: New Mexico State
Weight: 210 Birthdate: May 18, 1985

REGULAR SEASON RECORD

Year	Team	G	MIN	FGM	FGA	Pct	FTM	FTA	Pct	3	3A	REB	Avg	AST	PF	BS	ST	PTS	Avg
09-10	BAK-SPG	39	1256	221	508	43.5	168	203	82.8	34	110	170	4.4	86	104	7	40	644	16.5

CHRIS HAYES



Height: 6-8 College: Detroit
Weight: 225 Birthdate: February 17, 1987

REGULAR SEASON RECORD

Year	Team	G	MIN	FGM	FGA	Pct	FTM	FTA	Pct	3	3A	REB	Avg	AST	PF	BS	ST	PTS	Avg
09-10	Los Angeles	3	53	8	16	50.0	4	6	66.7	0	1	7	2.3	6	3	1	1	20	6.7

RUSSELL HICKS

Height: 7-0 College: Florida International
Weight: 245 Birthdate: June 15, 1985

REGULAR SEASON RECORD

Year	Team	G	MIN	FGM	FGA	Pct	FTM	FTA	Pct	3	3A	REB	Avg	AST	PF	BS	ST	PTS	Avg
09-10	Iowa	4	21	0	3	.0	0	0	0.0	0	0	3	.8	0	4	1	1	0	.0

STEVEN HILL

Height: 7-0 College: Arkansas
Weight: 245 Birthdate: November 15, 1985
NBA Assignment History: 2008-09, Oklahoma City to Tulsa

REGULAR SEASON RECORD

Year	Team	G	MIN	FGM	FGA	Pct	FTM	FTA	Pct	3	3A	REB	Avg	AST	PF	BS	ST	PTS	Avg
08-09	Tulsa	7	146	20	36	55.6	13	25	52.0	0	0	41	5.9	2	21	16	2	53	7.6
09-10	Tulsa	11	88	4	8	50.0	3	8	37.5	0	0	22	2.0	3	14	8	1	11	1.0
Career		18	234	24	44	54.5	16	33	48.5	0	0	63	3.5	5	35	24	3	64	3.6

TRAVIS HOLMES

Height: 6-4 College: Virginia Military Institute
Weight: 195 Birthdate: May 9, 1986

REGULAR SEASON RECORD

Year	Team	G	MIN	FGM	FGA	Pct	FTM	FTA	Pct	3	3A	REB	Avg	AST	PF	BS	ST	PTS	Avg
09-10	RGV	4	23	1	4	25.0	0	0	0.0	0	1	2	.5	1	1	0	3	2	.5

JASON HORTON

Height: 6-2 College: Missouri
Weight: 190 Birthdate: June 8, 1986

REGULAR SEASON RECORD

Year	Team	G	MIN	FGM	FGA	Pct	FTM	FTA	Pct	3	3A	REB	Avg	AST	PF	BS	ST	PTS	Avg
09-10	Albuquerque	50	1070	66	203	32.5	43	62	69.4	15	52	108	2.2	215	122	2	42	190	3.8

RON HOWARD



Height: 6-5 College: Valparaiso
Weight: 200 Birthdate: November 14, 1982

REGULAR SEASON RECORD

Year	Team	G	MIN	FGM	FGA	Pct	FTM	FTA	Pct	3	3A	REB	Avg	AST	PF	BS	ST	PTS	Avg
07-08	Fort Wayne	47	1346	199	382	52.1	126	158	79.7	1	7	138	2.9	84	137	4	61	525	11.2
08-09	Fort Wayne	48	1732	339	682	49.7	218	287	76.0	0	10	221	4.6	115	145	8	56	896	18.7
09-10	Fort Wayne	29	1044	194	418	46.4	168	211	79.6	42	109	118	4.1	85	82	2	36	598	20.6
Career		124	4113	732	1482	49.4	512	656	78.0	42	125	477	3.8	284	364	14	153	2018	16.3

MARCUS HUBBARD



Height: 6-9 College: Angelo State
Weight: 230 Birthdate: December 23, 1983

REGULAR SEASON RECORD

Year	Team	G	MIN	FGM	FGA	Pct	FTM	FTA	Pct	3	3A	REB	Avg	AST	PF	BS	ST	PTS	Avg
08-09	DAK-RIO	41	798	132	284	46.5	60	87	69.0	11	43	170	4.1	36	110	30	31	335	8.2
09-10	ABQ-REN	38	803	121	321	37.7	56	80	70.0	21	59	221	5.8	36	93	20	24	319	8.4
Career		79	1603	253	605	41.8	116	167	69.5	32	102	391	4.9	72	203	50	55	654	8.3

LESTER HUDSON

Height: 6-3 College: Tennessee-Martin
Weight: 190 Birthdate: August 7, 1984
NBA Assignment History: 2009-10, Boston to Maine; Memphis to Dakota

REGULAR SEASON RECORD

Year	Team	G	MIN	FGM	FGA	Pct	FTM	FTA	Pct	3	3A	REB	Avg	AST	PF	BS	ST	PTS	Avg
09-10	DAK-MNE	20	542	108	248	43.5	64	75	85.3	40	96	119	6.0	84	52	6	25	320	16.0

PLAYOFF RECORD

Year	Team	G	MIN	FGM	FGA	Pct	FTM	FTA	Pct	3	3A	REB	Avg	AST	PF	BS	ST	PTS	Avg
09-10	Dakota	3	91	20	46	43.5	6	6	100.0	8	17	19	6.3	9	10	3	5	54	18.0

GABRIEL HUGHES

Height: 7-0 College: California
Weight: 240 Birthdate: December 16, 1980

REGULAR SEASON RECORD

Year	Team	G	MIN	FGM	FGA	Pct	FTM	FTA	Pct	3	3A	REB	Avg	AST	PF	BS	ST	PTS	Avg
08-09	Los Angeles	35	733	112	202	55.4	86	122	70.5	0	0	253	7.2	34	133	29	10	310	8.9
09-10	Los Angeles	28	467	70	131	53.4	54	77	70.1	0	0	163	5.8	16	85	17	14	194	6.9
Career		63	1202	182	333	54.7	140	199	70.4	0	0	416	6.6	50	218	46	24	504	8.0

QUIN HUMPHREY

Height: 6-4 College: Youngstown State
Weight: 205 Birthdate: November 11, 1984

REGULAR SEASON RECORD

Year	Team	G	MIN	FGM	FGA	Pct	FTM	FTA	Pct	3	3A	REB	Avg	AST	PF	BS	ST	PTS	Avg
07-08	RGV	49	1395	140	333	42.0	51	60	85.0	40	118	238	4.9	95	86	5	33	371	7.6
08-09	RGV	43	903	125	303	41.3	39	59	66.1	32	97	147	3.4	50	60	4	33	321	7.5
09-10	RGV	7	87	8	22	36.4	1	2	50.0	4	7	10	1.4	5	12	1	3	21	3.0
Career		98	2386	275	662	41.5	93	123	75.6	76	224	397	4.1	151	158	10	69	719	7.3

LANCE HURDLE

Height: 6-1 College: University of Miami
Weight: 195 Birthdate: April 15, 1987

REGULAR SEASON RECORD

Year	Team	G	MIN	FGM	FGA	Pct	FTM	FTA	Pct	3	3A	REB	Avg	AST	PF	BS	ST	PTS	Avg
09-10	BAK-IDA	40	836	96	233	41.2	64	78	82.1	58	128	65	1.6	90	85	3	37	314	7.9

ANDRE INGRAM



Height: 6-3 College: American University
Weight: 190 Birthdate: November 19, 1985

REGULAR SEASON RECORD

Year	Team	G	MIN	FGM	FGA	Pct	FTM	FTA	Pct	3	3A	REB	Avg	AST	PF	BS	ST	PTS	Avg
07-08	Utah	50	749	117	237	49.4	23	29	79.3	47	105	86	1.7	53	57	2	23	304	6.1
08-09	Utah	49	1350	164	363	45.2	94	108	87.0	87	185	170	3.5	79	73	7	45	509	10.4
09-10	Utah	49	1667	219	480	45.6	102	120	85.0	93	231	189	3.9	104	94	6	73	633	12.9
Career		148	3766	500	1080	46.3	219	257	85.2	227	521	445	3.0	236	224	15	141	1446	9.8

PLAYOFF RECORD

Year	Team	G	MIN	FGM	FGA	Pct	FTM	FTA	Pct	3	3A	REB	Avg	AST	PF	BS	ST	PTS	Avg
08-09	Utah	4	81	9	22	40.9	2	4	50.0	5	13	7	1.8	1	5	0	0	25	6.3
09-10	Utah	3	93	9	32	28.1	3	3	100.0	5	15	11	3.7	8	7	1	7	26	8.7
Career		7	174	18	54	33.3	5	7	71.4	10	28	18	2.6	9	12	1	7	51	7.3

BRIAN JACKSON

Height: 6-9 College: Oregon State
Weight: 245 Birthdate: October 4, 1980

REGULAR SEASON RECORD

Year	Team	G	MIN	FGM	FGA	Pct	FTM	FTA	Pct	3	3A	REB	Avg	AST	PF	BS	ST	PTS	Avg
05-06	Arkansas	47	1402	224	445	50.3	142	180	78.9	1	5	277	5.9	61	198	41	43	591	12.6
06-07	Arkansas	42	1182	178	408	43.6	126	165	76.4	0	2	221	5.3	90	159	26	49	482	11.5
07-08	Utah	47	1385	149	337	44.2	152	183	83.1	0	1	303	6.4	142	192	50	33	450	9.6
08-09	Utah	39	842	75	185	40.5	83	104	79.8	0	0	161	4.1	60	126	29	25	233	6.0
09-10	Utah	5	46	2	9	22.2	3	5	60.0	0	0	10	2.0	2	12	2	2	7	1.4
Career		179	4836	625	1376	45.4	504	634	79.5	1	8	965	5.4	355	682	148	149	1755	9.8

PLAYOFF RECORD

Year	Team	G	MIN	FGM	FGA	Pct	FTM	FTA	Pct	3	3A	REB	Avg	AST	PF	BS	ST	PTS	Avg
08-09	Utah	4	97	7	15	46.7	6	6	100.0	0	0	14	3.5	2	16	2	2	20	5.0
09-10	Utah	3	31	2	3	66.7	2	2	100.0	0	0	8	2.7	3	10	0	0	6	2.0
Career		7	128	9	18	50.0	8	8	100.0	0	0	22	3.1	5	26	2	2	26	3.7

CEDRIC JACKSON

Height: 6-3 College: Cleveland State
Weight: 190 Birthdate: March 5, 1986

REGULAR SEASON RECORD

Year	Team	G	MIN	FGM	FGA	Pct	FTM	FTA	Pct	3	3A	REB	Avg	AST	PF	BS	ST	PTS	Avg
09-10	Albuquerque	50	1070	66	203	32.5	43	62	69.4	15	52	108	2.2	215	122	2	42	190	3.8

DARNELL JACKSON



Height: 6-9 College: Kansas
Weight: 253 Birthdate: November 7, 1985
NBA Assignment History: 2008-09, Cleveland to Erie; 2009-10, Cleveland to Erie

REGULAR SEASON RECORD

Year	Team	G	MIN	FGM	FGA	Pct	FTM	FTA	Pct	3	3A	REB	Avg	AST	PF	BS	ST	PTS	Avg
08-09	Erie	2	51	15	23	65.2	9	12	75.0	0	0	12	6.0	1	8	0	2	39	19.5
09-10	Erie	2	83	28	43	65.1	10	19	52.6	0	0	23	11.5	2	8	2	6	66	33.0
Career		4	134	43	66	65.2	19	31	61.3	0	0	35	8.8	3	16	2	8	105	26.3

JAMES "BOO" JACKSON

Height: 6-9 College: Eastern Michigan
Weight: 225 Birthdate: December 16, 1981

REGULAR SEASON RECORD

Year	Team	G	MIN	FGM	FGA	Pct	FTM	FTA	Pct	3	3A	REB	Avg	AST	PF	BS	ST	PTS	Avg
09-10	BAK-DAK-LAD	50	1143	176	364	48.4	117	181	64.6	0	1	283	5.7	37	113	14	23	469	9.4

PLAYOFF RECORD

Year	Team	G	MIN	FGM	FGA	Pct	FTM	FTA	Pct	3	3A	REB	Avg	AST	PF	BS	ST	PTS	Avg
09-10	Dakota	3	35	3	8	37.5	1	1	100.0	0	0	6	2.0	2	3	1	0	7	2.3

ABDULAI JALLOH

Height: 6-2 College: James Madison
Weight: 190 Birthdate: January 10, 1986

REGULAR SEASON RECORD

Year	Team	G	MIN	FGM	FGA	Pct	FTM	FTA	Pct	3	3A	REB	Avg	AST	PF	BS	ST	PTS	Avg
09-10	MNE-SPG	41	831	138	300	46.0	126	156	80.8	21	66	152	3.7	100	107	6	61	423	10.3

NATHAN JAWAI



Height: 6-10 College: Midland
Weight: 275 Birthdate: October 10, 1986
NBA Assignment History: 2008-09, Toronto to Idaho; 2009-10, Minnesota to Sioux Falls

REGULAR SEASON RECORD

Year	Team	G	MIN	FGM	FGA	Pct	FTM	FTA	Pct	3	3A	REB	Avg	AST	PF	BS	ST	PTS	Avg
08-09	Idaho	14	337	50	95	52.6	56	72	77.8	0	0	89	6.4	22	48	15	4	156	11.1
09-10	Sx. Falls	4	84	14	31	45.2	5	10	50.0	0	0	18	4.5	4	14	0	1	33	8.3
Career		18	421	64	126	50.8	61	82	74.4	0	0	107	5.9	26	62	15	5	189	10.5

OTHYUS JEFFERS

Height: 6-5 College: Illinois-Chicago
Weight: 200 Birthdate: August 15, 1985
GATORADE Call-Up History: 2009-10, Iowa to Utah

REGULAR SEASON RECORD

Year	Team	G	MIN	FGM	FGA	Pct	FTM	FTA	Pct	3	3A	REB	Avg	AST	PF	BS	ST	PTS	Avg
08-09	Iowa	48	1783	364	681	53.5	254	344	73.8	8	28	424	8.8	131	105	17	97	990	20.6
09-10	Iowa	22	643	124	243	51.0	63	95	66.3	3	10	149	6.8	42	48	7	39	314	14.3
Career		69	2426	488	924	52.8	316	439	72.0	11	38	573	8.3	173	153	24	136	1303	18.9

PLAYOFF RECORD

Year	Team	G	MIN	FGM	FGA	Pct	FTM	FTA	Pct	3	3A	REB	Avg	AST	PF	BS	ST	PTS	Avg
08-09	Iowa	1	44	13	18	72.2	5	7	71.4	0	0	14	14.0	4	1	2	1	31	31.0

DONTELL JEFFERSON

Height: 6-4 College: Arkansas
Weight: 195 Birthdate: December 15, 1983
GATORADE Call-Up History: 2008-09, Utah to Charlotte

REGULAR SEASON RECORD

Year	Team	G	MIN	FGM	FGA	Pct	FTM	FTA	Pct	3	3A	REB	Avg	AST	PF	BS	ST	PTS	Avg
06-07	Dakota	49	1148	145	334	43.4	154	193	79.8	10	30	166	3.4	183	132	11	68	454	9.3
07-08	Dakota	33	1284	177	414	42.8	170	218	78.0	37	114	155	4.7	166	102	10	66	561	17.0
08-09	Utah	33	1201	212	475	44.6	139	169	82.2	36	121	163	4.9	178	93	10	51	599	18.2
09-10	Utah	34	1219	185	434	42.6	194	245	79.2	32	99	131	3.9	187	102	8	51	596	17.5
Career		149	4848	718	1656	43.4	657	825	79.6	114	363	614	4.1	712	429	40	234	2207	14.8

PLAYOFF RECORD

Year	Team	G	MIN	FGM	FGA	Pct	FTM	FTA	Pct	3	3A	REB	Avg	AST	PF	BS	ST	PTS	Avg
06-07	Dakota	2	39	4	11	36.4	9	12	75.0	0	0	10	5.0	5	8	0	2	17	8.5

CURTIS JERRELLS

Height: 6-1 College: Baylor
Weight: 195 Birthdate: February 5, 1987
GATORADE Call-Up History: 2009-10, Austin to San Antonio
NBA Assignment History: 2009-10, San Antonio to Austin

REGULAR SEASON RECORD

Year	Team	G	MIN	FGM	FGA	Pct	FTM	FTA	Pct	3	3A	REB	Avg	AST	PF	BS	ST	PTS	Avg
09-10	Austin	50	2012	365	778	46.9	234	301	77.7	70	186	227	4.5	285	126	12	93	1034	20.7

PLAYOFF RECORD

Year	Team	G	MIN	FGM	FGA	Pct	FTM	FTA	Pct	3	3A	REB	Avg	AST	PF	BS	ST	PTS	Avg
09-10	Austin	6	249	55	104	52.9	39	45	86.7	13	40	25	4.2	37	18	2	13	162	27.0

ALEXANDER JOHNSON

Height: 6-9 College: Florida State
Weight: 230 Birthdate: February 8, 1983
GATORADE Call-Up History: 2009-10, Sioux Falls to Houston
NBA Assignment History: 2006-07, Miami to Arkansas

REGULAR SEASON RECORD

Year	Team	G	MIN	FGM	FGA	Pct	FTM	FTA	Pct	3	3A	REB	Avg	AST	PF	BS	ST	PTS	Avg
06-07	Arkansas	5	132	25	46	54.3	16	30	53.3	0	0	43	8.6	5	15	3	3	66	13.2
09-10	**Sx. Falls**	**22**	**715**	**153**	**268**	**57.1**	**200**	**264**	**75.8**	**0**	**1**	**244**	**11.1**	**32**	**81**	**29**	**14**	**506**	**23.0**
Career		27	847	178	314	56.7	216	294	73.5	0	1	287	10.6	37	96	32	17	572	21.2

CARLDELL JOHNSON

Height: 5-10 College: Albama-Birmingham
Weight: 180 Birthdate: January 28, 1983

REGULAR SEASON RECORD

Year	Team	G	MIN	FGM	FGA	Pct	FTM	FTA	Pct	3	3A	REB	Avg	AST	PF	BS	ST	PTS	Avg
07-08	Austin	49	893	74	158	46.8	26	39	66.7	29	67	108	2.2	174	93	0	43	203	4.1
08-09	Austin	46	1475	150	358	41.9	51	64	79.7	57	154	141	3.1	237	105	3	79	408	8.9
09-10	Austin	50	938	119	268	44.4	37	47	78.7	48	104	79	1.6	148	76	2	41	323	6.5
Career		145	3311	343	784	43.8	114	150	76.0	134	325	327	2.3	559	274	5	163	934	6.4

PLAYOFF RECORD

Year	Team	G	MIN	FGM	FGA	Pct	FTM	FTA	Pct	3	3A	REB	Avg	AST	PF	BS	ST	PTS	Avg
07-08	Austin	4	104	12	32	37.5	1	2	50.0	3	11	17	4.3	11	8	0	8	28	7.0
08-09	Austin	2	58	5	18	27.8	2	2	100.0	2	10	6	3.0	7	6	0	1	14	7.0
09-10	Austin	6	153	22	44	50.0	11	14	78.6	12	24	20	3.3	15	11	3	7	67	11.2
Career		12	316	39	94	41.5	14	18	77.8	17	45	43	3.6	33	25	3	16	109	9.1

MITCH JOHNSON

Height: 6-5 College: Jarvis Christina
Weight: 215 Birthdate: January 10, 1985

REGULAR SEASON RECORD

Year	Team	G	MIN	FGM	FGA	Pct	FTM	FTA	Pct	3	3A	REB	Avg	AST	PF	BS	ST	PTS	Avg
09-10	Tulsa	7	60	2	13	15.4	6	8	75.0	0	1	6	.9	7	9	0	1	10	1.4

PERRIN JOHNSON



Height: 6-6 College: Louisville
Weight: 215 Birthdate: December 12, 1984

REGULAR SEASON RECORD

Year	Team	G	MIN	FGM	FGA	Pct	FTM	FTA	Pct	3	3A	REB	Avg	AST	PF	BS	ST	PTS	Avg
07-08	Dakota	43	572	61	139	43.9	16	30	53.3	5	21	70	1.6	31	90	21	9	143	3.3
09-10	Springfield	4	105	11	24	45.8	5	7	71.4	1	6	25	6.3	7	19	2	1	28	7.0
Career		47	677	72	163	44.2	21	37	56.8	6	27	95	2.0	38	109	23	10	171	**3.6**

TREY JOHNSON

Height: 6-5 College: Jackson State
Weight: 215 Birthdate: August 30, 1984
GATORADE Call-Up History: 2008-09, Bakersfield to Cleveland (twice)

REGULAR SEASON RECORD

Year	Team	G	MIN	FGM	FGA	Pct	FTM	FTA	Pct	3	3A	REB	Avg	AST	PF	BS	ST	PTS	Avg
07-08	Bakersfield	24	625	105	230	45.7	57	72	79.2	17	45	80	3.3	95	52	0	14	284	11.8
08-09	Bakersfield	39	1563	286	617	46.4	190	239	79.5	45	110	149	3.8	175	105	1	29	807	20.7
09-10	**Bakersfield**	**13**	**516**	**100**	**213**	**46.9**	**72**	**83**	**86.7**	**5**	**30**	**44**	**3.4**	**92**	**32**	**2**	**13**	**277**	**21.3**
Career		75	2705	491	1060	46.3	319	394	81.0	67	185	273	3.6	362	189	3	56	1368	18.2

PLAYOFF RECORD

Year	Team	G	MIN	FGM	FGA	Pct	FTM	FTA	Pct	3	3A	REB	Avg	AST	PF	BS	ST	PTS	Avg
08-09	Bakersfield	1	45	9	20	45.0	5	6	83.3	0	1	6	6.0	3	5	0	1	23	23.0

MICHAEL JOINER



Height: 6-7 College: Florida State
Weight: 230 Birthdate: October 28, 1981

REGULAR SEASON RECORD

Year	Team	G	MIN	FGM	FGA	Pct	FTM	FTA	Pct	3	3A	REB	Avg	AST	PF	BS	ST	PTS	Avg
07-08	Sx. Falls	50	1465	211	486	43.4	40	54	74.1	53	160	219	4.4	50	161	27	31	515	10.3
08-09	Sx. Falls	34	1064	115	290	39.7	22	26	84.6	38	118	165	4.9	50	103	17	30	290	8.5
09-10	SXF-AUS	46	1290	151	391	38.6	38	52	73.1	69	183	177	3.8	75	164	25	42	409	8.9
Career		130	3822	477	1167	40.9	100	132	75.8	160	460	561	4.3	175	429	70	102	1214	9.3

PLAYOFF RECORD

Year	Team	G	MIN	FGM	FGA	Pct	FTM	FTA	Pct	3	3A	REB	Avg	AST	PF	BS	ST	PTS	Avg
07-08	Sx. Falls	2	69	7	23	30.4	2	4	50.0	3	11	11	5.5	4	3	1	2	19	9.5
09-10	Austin	6	163	14	37	37.8	7	10	70.0	4	15	31	5.2	1	25	5	3	39	6.5
Career		8	232	21	60	35.0	9	14	64.3	7	26	42	5.3	5	28	6	5	58	7.3

DWAYNE JONES



Height: 6-11 College: St. Joseph's (PA)
Weight: 250 Birthdate: June 9, 1983
NBA Assignment History: Minnesota/Boston to Florida; 2006-07, Cleveland to Albuquerque

REGULAR SEASON RECORD

Year	Team	G	MIN	FGM	FGA	Pct	FTM	FTA	Pct	3	3A	REB	Avg	AST	PF	BS	ST	PTS	Avg
05-06	Florida	26	808	76	163	46.6	80	124	64.5	0	1	304	11.7	32	84	52	8	232	8.9
06-07	Albuquerq	2	81	5	12	41.7	13	23	56.5	0	0	23	11.5	1	7	12	4	23	11.5
08-09	AUS-ID-IW	34	1115	187	315	59.4	143	214	66.8	0	0	406	11.9	36	93	42	16	517	15.2
09-10	Austin	48	1925	277	464	59.7	293	439	66.7	0	0	772	16.1	76	173	85	43	847	17.6
Career		110	3932	545	954	57.1	529	800	66.1	0	1	1505	13.7	145	357	192	71	1619	14.7

PLAYOFF RECORD

Year	Team	G	MIN	FGM	FGA	Pct	FTM	FTA	Pct	3	3A	REB	Avg	AST	PF	BS	ST	PTS	Avg
08-09	Austin	2	92	18	26	69.2	4	8	50.0	0	0	23	11.5	3	5	3	0	40	20.0

EMMANUEL JONES

Height: 6-6 College: Texas-Pan American
Weight: 200 Birthdate: August 28,1985

REGULAR SEASON RECORD

Year	Team	G	MIN	FGM	FGA	Pct	FTM	FTA	Pct	3	3A	REB	Avg	AST	PF	BS	ST	PTS	Avg
09-10	Idaho	26	419	51	140	36.4	36	48	75.0	4	29	91	3.5	22	31	11	13	142	5.5

PLAYOFF RECORD

Year	Team	G	MIN	FGM	FGA	Pct	FTM	FTA	Pct	3	3A	REB	Avg	AST	PF	BS	ST	PTS	Avg
09-10	Austin	1	3	0	0	0.0	0	2	.0	0	0	0	.0	1	0	0	0	0	.0

COBY KARL

Height: 6-5 College: Boise State
Weight: 215 Birthdate: March 6, 1983
GATORADE Call-Up History: 2009-10, Idaho to Golden State; Idaho to Portland
NBA Assignment History: 2007-08, L.A. Lakers to Los Angeles

REGULAR SEASON RECORD

Year	Team	G	MIN	FGM	FGA	Pct	FTM	FTA	Pct	3	3A	REB	Avg	AST	PF	BS	ST	PTS	Avg
07-08	Los Angeles	17	638	94	209	45.0	65	78	83.3	44	107	93	5.5	72	48	6	18	297	17.5
08-09	Idaho	22	819	133	260	51.2	101	123	82.1	43	109	97	4.4	122	76	9	33	410	18.6
09-10	Idaho	26	1008	159	367	43.3	141	181	77.9	44	141	157	6.0	127	83	9	35	503	19.3
Career		65	2465	386	836	46.2	307	382	80.4	131	357	347	5.3	321	207	24	86	1210	18.6

PLAYOFF RECORD

Year	Team	G	MIN	FGM	FGA	Pct	FTM	FTA	Pct	3	3A	REB	Avg	AST	PF	BS	ST	PTS	Avg
07-08	Los Angeles	2	75	7	26	26.9	10	11	90.9	3	15	6	3.0	11	5	1	4	27	13.5

ANTHONY KENT



Height: 6-11 College: Ball State
Weight: 225 Birthdate: June 27, 1983

REGULAR SEASON RECORD

Year	Team	G	MIN	FGM	FGA	Pct	FTM	FTA	Pct	3	3A	REB	Avg	AST	PF	BS	ST	PTS	Avg
08-09	Fort Wayne	41	711	72	153	47.1	30	56	53.6	0	0	185	4.5	14	100	27	18	174	4.2
09-10	Fort Wayne	45	1001	111	237	46.8	34	65	52.3	0	0	218	4.8	26	123	43	24	256	5.7
Career		86	1712	183	390	46.9	64	121	52.9	0	0	403	4.7	40	223	70	42	430	5.0

YAROSLAV KOROLEV



Height: 6-8 College: Russia
Weight: 225 Birthdate: May 7, 1987

REGULAR SEASON RECORD

Year	Team	G	MIN	FGM	FGA	Pct	FTM	FTA	Pct	3	3A	REB	Avg	AST	PF	BS	ST	PTS	Avg
09-10	ABQ-REN	47	1061	163	378	43.1	126	177	71.2	39	106	258	5.5	55	110	28	48	491	10.4

PLAYOFF RECORD

Year	Team	G	MIN	FGM	FGA	Pct	FTM	FTA	Pct	3	3A	REB	Avg	AST	PF	BS	ST	PTS	Avg
09-10	Reno	3	71	6	17	35.3	8	12	66.7	4	10	11	3.7	6	6	0	2	24	8.0

KOSTA KOUFOS



Height: 7-0 College: Ohio State
Weight: 265 Birthdate: February 24, 1989
NBA Assignment History: 2008-09, Utah to Utah; 2009-10, Utah to Utah

REGULAR SEASON RECORD

Year	Team	G	MIN	FGM	FGA	Pct	FTM	FTA	Pct	3	3A	REB	Avg	AST	PF	BS	ST	PTS	Avg
08-09	Utah	10	296	73	129	56.6	21	35	60.0	0	0	84	8.4	20	22	26	10	167	16.7
09-10	Utah	5	157	44	74	59.5	9	16	56.3	0	1	49	9.8	7	16	8	3	97	19.4
Career		15	453	117	203	57.6	30	51	58.8	0	1	133	8.9	27	38	34	13	264	17.6

PLAYOFF RECORD

Year	Team	G	MIN	FGM	FGA	Pct	FTM	FTA	Pct	3	3A	REB	Avg	AST	PF	BS	ST	PTS	Avg
08-09	Utah	1	21	1	5	20.0	3	4	75.0	0	0	5	5.0	1	2	3	1	5	5.0

JOE KRABBENHOFT

Height: 6-7 College: Wisconsin
Weight: 220 Birthdate: March 24, 1987

REGULAR SEASON RECORD

Year	Team	G	MIN	FGM	FGA	Pct	FTM	FTA	Pct	3	3A	REB	Avg	AST	PF	BS	ST	PTS	Avg
09-10	Sx Falls	18	519	95	184	51.6	46	58	79.3	12	32	130	7.2	45	61	6	21	248	13.8

PLAYOFF RECORD

Year	Team	G	MIN	FGM	FGA	Pct	FTM	FTA	Pct	3	3A	REB	Avg	AST	PF	BS	ST	PTS	Avg
09-10	Sx Falls	3	65	11	29	37.9	0	1	0	2	5	14	4.7	8	10	1	2	24	8.0

KEVIN KRUGER

Height: 6-2 College: UNLV
Weight: 265 Birthdate: May 1,1 983

REGULAR SEASON RECORD

Year	Team	G	MIN	FGM	FGA	Pct	FTM	FTA	Pct	3	3A	REB	Avg	AST	PF	BS	ST	PTS	Avg
07-08	Utah	49	1870	196	451	43.5	169	192	88.0	93	240	133	2.7	348	89	7	60	654	13.3
08-09	Utah	21	636	71	150	47.3	53	63	84.1	44	84	56	2.7	92	15	0	29	239	11.4
09-10	Utah	19	678	78	160	48.8	85	93	91.4	45	101	55	2.9	89	32	1	21	286	15.1
Career		88	3181	345	761	45.3	307	347	88.5	182	425	244	2.8	529	136	8	110	1179	13.4

PLAYOFF RECORD

Year	Team	G	MIN	FGM	FGA	Pct	FTM	FTA	Pct	3	3A	REB	Avg	AST	PF	BS	ST	PTS	Avg
08-09	Utah	4	158	26	48	54.2	10	13	76.9	10	21	8	2.0	22	10	0	4	72	18.0
09-10	Utah	3	116	19	40	47.5	5	5	100.0	11	22	16	5.3	7	6	0	3	54	18.0
Career		7	274	45	88	51.1	15	18	83.3	21	43	24	3.4	29	16	0	7	126	18.0

ROB KURZ

Height: 6-9 College: Notre Dame
Weight: 230 Birthdate: March 5, 1985
GATORADE Call-Up History: 2009-10, Fort Wayne to Chicago

REGULAR SEASON RECORD

Year	Team	G	MIN	FGM	FGA	Pct	FTM	FTA	Pct	3	3A	REB	Avg	AST	PF	BS	ST	PTS	Avg
09-10	Fort Wayne	39	1447	234	474	49.4	164	203	80.8	50	115	395	10.1	89	138	57	32	682	17.5

OLIVER LAFAYETTE

Height: 6-2 College: Houston
Weight: 190 Birthdate: May 6, 1984
GATORADE Call-Up History: 2009-10, Fort Wayne to Boston

REGULAR SEASON RECORD

Year	Team	G	MIN	FGM	FGA	Pct	FTM	FTA	Pct	3	3A	REB	Avg	AST	PF	BS	ST	PTS	Avg
08-09	Erie	36	1127	169	426	39.7	96	126	76.2	57	174	149	4.1	140	100	6	58	491	13.6
09-10	Fort Wayne	48	1697	288	656	43.9	154	193	79.8	90	236	222	4.6	310	134	3	88	820	17.1
Career		84	2824	457	1082	42.2	250	319	78.4	147	410	371	4.4	450	234	9	146	1311	15.6

PLAYOFF RECORD

Year	Team	G	MIN	FGM	FGA	Pct	FTM	FTA	Pct	3	3A	REB	Avg	AST	PF	BS	ST	PTS	Avg
08-09	Erie	1	36	2	13	15.4	6	6	100.0	0	4	5	5.0	3	5	0	4	10	10.0

BRIAN LAING

Height: 6-5 College: Seton Hall
Weight: 225 Birthdate: December 14, 1985

REGULAR SEASON RECORD

Year	Team	G	MIN	FGM	FGA	Pct	FTM	FTA	Pct	3	3A	REB	Avg	AST	PF	BS	ST	PTS	Avg
09-10	Reno	2	35	7	11	63.6	4	6	66.7	0	0	8	4.0	3	3	1	1	18	9.0

MARCUS LANDRY



Height: 6-7 College: Wisconsin
Weight: 230 Birthdate: November 1, 1985
NBA Assignment History: 2009-10, Boston to Maine

REGULAR SEASON RECORD

Year	Team	G	MIN	FGM	FGA	Pct	FTM	FTA	Pct	3	3A	REB	Avg	AST	PF	BS	ST	PTS	Avg
09-10	Maine	13	324	54	133	40.6	19	33	57.6	21	55	56	4.3	21	32	11	10	148	11.4

DARNELL LAZARE



Height: 6-8 College: Louisiana State
Weight: 240 Birthdate: January 29, 1985

REGULAR SEASON RECORD

Year	Team	G	MIN	FGM	FGA	Pct	FTM	FTA	Pct	3	3A	REB	Avg	AST	PF	BS	ST	PTS	Avg
09-10	Maine	50	1364	223	480	46.5	80	105	76.2	0	4	268	5.4	67	100	23	38	526	10.5

MARCUS LEWIS



Height: 6-8 College: Oral Roberts
Weight: 245 Birthdate: January 29, 1985

REGULAR SEASON RECORD

Year	Team	G	MIN	FGM	FGA	Pct	FTM	FTA	Pct	3	3A	REB	Avg	AST	PF	BS	ST	PTS	Avg
09-10	Tulsa	42	659	73	135	54.1	22	41	53.7	0	0	136	3.2	38	80	8	22	168	4.0

PLAYOFF RECORD

Year	Team	G	MIN	FGM	FGA	Pct	FTM	FTA	Pct	3	3A	REB	Avg	AST	PF	BS	ST	PTS	Avg
09-10	Tulsa	8	166	15	30	50.0	8	11	72.7	0	0	38	4.8	7	22	4	2	38	4.8

LONGAR LONGAR

Height: 6-11 College: Oklahoma
Weight: 232 Birthdate: March 3, 1983

REGULAR SEASON RECORD

Year	Team	G	MIN	FGM	FGA	Pct	FTM	FTA	Pct	3	3A	REB	Avg	AST	PF	BS	ST	PTS	Avg
08-09	Los Angeles	14	312	39	81	48.1	31	49	63.3	0	0	87	6.2	14	44	19	5	109	7.8
09-10	BAK-LAD	11	228	26	64	40.6	14	27	51.9	0	0	61	5.5	7	31	12	4	66	6.0
Career		25	541	65	145	44.8	45	76	59.2	0	0	148	5.9	21	75	31	9	175	7.0

KURT LOOBY

Height: 6-10 College: Iowa
Weight: 230 Birthdate: February 17, 1984

REGULAR SEASON RECORD

Year	Team	G	MIN	FGM	FGA	Pct	FTM	FTA	Pct	3	3A	REB	Avg	AST	PF	BS	ST	PTS	Avg
08-09	RGV	50	1271	128	226	56.6	62	108	57.4	0	1	404	8.1	19	132	127	42	318	6.4
09-10	ABQ-RGV-MNE	50	1267	117	196	59.7	47	89	52.8	0	0	395	7.9	22	146	166	30	281	5.6
Career		100	2543	245	423	57.9	109	197	55.3	0	1	800	8.0	41	278	293	72	599	6.0

CHRIS LOWE

Height: 5-10 College: Massachusetts
Weight: 170 Birthdate: July 17, 1987

REGULAR SEASON RECORD

Year	Team	G	MIN	FGM	FGA	Pct	FTM	FTA	Pct	3	3A	REB	Avg	AST	PF	BS	ST	PTS	Avg
09-10	MNE-SPG	19	284	30	77	39.0	14	18	77.8	0	5	41	2.2	45	19	0	13	74	\ 3.9

RENALDO MAJOR

Height: 6-7 College: Fresno State
Weight: 180 Birthdate: November 5, 1986
GATORADE Call-Up History: 2006-07, Dakota to Golden State

REGULAR SEASON RECORD

Year	Team	G	MIN	FGM	FGA	Pct	FTM	FTA	Pct	3	3A	REB	Avg	AST	PF	BS	ST	PTS	Avg
06-07	Dakota	45	1525	272	542	50.2	250	308	81.2	26	93	244	5.4	118	120	30	68	820	18.2
08-09	Dakota	42	1602	252	485	52.0	192	227	84.6	13	53	223	5.3	146	115	34	81	709	16.9
09-10	Dakota	49	1360	200	385	51.9	197	237	83.1	8	25	219	4.5	111	112	50	48	605	12.3
Career		136	4489	722	1409	51.2	639	771	82.9	48	171	683	5.0	375	345	114	198	2131	15.7

REGULAR SEASON RECORD

Year	Team	G	MIN	FGM	FGA	Pct	FTM	FTA	Pct	3	3A	REB	Avg	AST	PF	BS	ST	PTS	Avg
06-07	Dakota	2	73	7	22	31.8	22	24	91.7	0	2	11	5.5	9	9	3	4	36	18.0
08-09	Dakota	2	84	12	26	46.2	14	16	87.5	0	2	15	7.5	6	7	2	3	38	19.0
09-10	Dakota	3	105	19	39	48.7	19	21	90.5	0	2	19	6.3	7	7	1	5	57	19.0
Career		7	262	38	87	43.7	55	61	90.2	0	6	45	6.4	22	23	6	12	131	18.7

JACKIE MANUEL

Height: 6-6 College: North Carolina
Weight: 188 Birthdate: March 29, 1983

REGULAR SEASON RECORD

Year	Team	G	MIN	FGM	FGA	Pct	FTM	FTA	Pct	3	3A	REB	Avg	AST	PF	BS	ST	PTS	Avg
06-07	Los Angeles	46	1324	178	427	41.7	76	126	60.3	6	25	176	3.8	84	127	18	49	438	9.5
07-08	Iowa	30	768	128	271	47.2	60	91	65.9	4	21	103	3.4	53	90	10	36	320	10.7
08-09	Erie	47	1779	168	351	47.9	87	147	59.2	6	22	335	7.1	86	172	53	63	429	9.1
09-10	Erie	44	1834	238	539	44.2	123	197	62.4	11	39	220	5.0	117	174	40	65	610	13.9
Career		167	5707	712	1588	44.8	345	560	61.6	27	106	834	5.0	340	561	125	215	1796	10.8

REGULAR SEASON RECORD

Year	Team	G	MIN	FGM	FGA	Pct	FTM	FTA	Pct	3	3A	REB	Avg	AST	PF	BS	ST	PTS	Avg
08-09	Erie	1	40	8	16	50.0	2	4	50.0	0	0	7	7.0	0	3	3	1	18	18.0

CARTIER MARTIN

Height: 6-7 College: Kansas State
Weight: 220 Birthdate: November 20, 1984
GATORADE Call-Up History: 2008-09, Iowa to Charlotte; 2009-10, Iowa to Golden State, Iowa to Washington

REGULAR SEASON RECORD

Year	Team	G	MIN	FGM	FGA	Pct	FTM	FTA	Pct	3	3A	REB	Avg	AST	PF	BS	ST	PTS	Avg
08-09	Iowa	21	791	154	323	47.7	78	96	81.3	46	118	113	5.4	29	74	10	13	432	20.6
09-10	Iowa	31	920	186	392	47.4	103	133	77.4	61	134	141	4.5	54	102	12	30	536	17.3
Career		53	1725	345	723	47.7	181	229	79.0	108	254	257	4.8	85	181	24	43	979	18.5

J.C. MATHIS

Height: 6-8 College: Michigan
Weight: 225 Birthdate: September 23, 1982

REGULAR SEASON RECORD

Year	Team	G	MIN	FGM	FGA	Pct	FTM	FTA	Pct	3	3A	REB	Avg	AST	PF	BS	ST	PTS	Avg
07-08	Sx Falls	46	633	70	160	43.8	34	51	66.7	0	0	141	3.1	16	99	11	9	174	3.8
09-10	Idaho	11	162	18	44	40.9	7	12	58.3	0	0	31	2.8	5	32	5	2	43	3.9
Career		57	795	88	204	43.1	41	63	65.1	0	0	172	3.0	21	131	16	11	217	3.8

PLAYOFF RECORD

Year	Team	G	MIN	FGM	FGA	Pct	FTM	FTA	Pct	3	3A	REB	Avg	AST	PF	BS	ST	PTS	Avg
07-08	Sx Falls	2	17	0	3	.0	1	2	50.0	0	0	5	2.5	0	1	2	0	1	.5

MAURICE MAXWELL

Height: 6-5 College: Massachusetts
Weight: 185 Birthdate: July 13, 1982

REGULAR SEASON RECORD

Year	Team	G	MIN	FGM	FGA	Pct	FTM	FTA	Pct	3	3A	REB	Avg	AST	PF	BS	ST	PTS	Avg
09-10	Springfield	26	674	77	186	41.4	37	47	78.7	4	17	58	2.2	54	40	10	22	195	7.5

KYLE McALARNEY

Height: 6-0 College: Notre Dame
Weight: 195 Birthdate: July 7, 1987

REGULAR SEASON RECORD

Year	Team	G	MIN	FGM	FGA	Pct	FTM	FTA	Pct	3	3A	REB	Avg	AST	PF	BS	ST	PTS	Avg
09-10	FWN-SPG	43	1359	176	375	46.9	47	51	92.2	67	159	113	2.6	174	72	0	40	466	10.8

DAVID McCLURE

Height: 6-6 College: Duke
Weight: 205 Birthdate:April 1, 1986

REGULAR SEASON RECORD

Year	Team	G	MIN	FGM	FGA	Pct	FTM	FTA	Pct	3	3A	REB	Avg	AST	PF	BS	ST	PTS	Avg
09-10	Austin	40	552	41	99	41.4	7	14	50.0	4	8	111	2.8	20	51	15	12	93	2.3

PLAYOFF RECORD

Year	Team	G	MIN	FGM	FGA	Pct	FTM	FTA	Pct	3	3A	REB	Avg	AST	PF	BS	ST	PTS	Avg
09-10	Austin	6	64	7	14	50.0	2	2	100.0	0	1	15	2.5	2	7	4	4	16	2.7

CHRIS McCRAY

Height: 6-5 College: Maryland
Weight: 192 Birthdate:May 27, 1984

REGULAR SEASON RECORD

Year	Team	G	MIN	FGM	FGA	Pct	FTM	FTA	Pct	3	3A	REB	Avg	AST	PF	BS	ST	PTS	Avg
06-07	Dakota	23	599	96	218	44.0	54	59	91.5	26	55	69	3.0	67	51	3	33	272	11.8
09-10	Sx Falls	38	1070	110	274	40.1	79	88	89.8	25	88	134	3.5	138	114	7	59	324	8.5
Career		61	1669	206	492	41.9	133	147	90.5	51	14	203	3.3	205	165	10	92	596	9.8

PLAYOFF RECORD

Year	Team	G	MIN	FGM	FGA	Pct	FTM	FTA	Pct	3	3A	REB	Avg	AST	PF	BS	ST	PTS	Avg
06-07	Dakota	2	53	7	21	33.3	8	9	88.9	1	6	5	2.5	8	4	1	2	23	11.5
09-10	Sx Falls	3	119	10	24	41.7	16	18	88.9	1	5	13	4.3	18	14	0	5	37	12.3
Career		5	172	17	45	37.8	24	27	88.9	2	11	18	3.6	26	18	1	7	60	12.0

STEPHEN McDOWELL

Height: 5-11 College: Chattanooga
Weight: 190 Birthdate:July 19, 1985

REGULAR SEASON RECORD

Year	Team	G	MIN	FGM	FGA	Pct	FTM	FTA	Pct	3	3A	REB	Avg	AST	PF	BS	ST	PTS	Avg
09-10	Bakersfield	3	35	4	11	36.4	1	3	33.3	2	6	3	1.0	5	3	0	2	11	3.7

BRYSON McKENZIE



Height: 6-10 College: Northern Illinois
Weight: 235 Birthdate:July 19, 1983

REGULAR SEASON RECORD

Year	Team	G	MIN	FGM	FGA	Pct	FTM	FTA	Pct	3	3A	REB	Avg	AST	PF	BS	ST	PTS	Avg
06-07	Anaheim	23	394	44	78	56.4	15	35	42.9	0	0	111	4.8	6	62	21	7	103	4.5
07-08	Anaheim	7	38	9	13	69.2	2	2	100.0	0	0	9	1.1	0	7	1	1	20	2.5
08-09	Anaheim	9	105	10	23	43.5	6	11	54.5	0	0	41	4.6	2	23	5	3	26	2.9
09-10	Idaho	50	678	99	178	55.6	32	60	53.3	0	0	216	4.3	10	151	69	20	230	4.6
Career		89	1214	162	292	55.5	55	108	50.9	0	0	377	4.2	18	243	96	31	379	4.3

LAWRENCE McKENZIE

Height: 6-2 College: Minnesota
Weight: 180 Birthdate:April 29, 1985

REGULAR SEASON RECORD

Year	Team	G	MIN	FGM	FGA	Pct	FTM	FTA	Pct	3	3A	REB	Avg	AST	PF	BS	ST	PTS	Avg
08-09	Los Angeles	10	135	14	38	36.8	3	6	50.0	4	13	9	0.9	21	13	0	2	35	3.5
09-10	Los Angeles	10	172	16	42	38.1	4	4	100.0	7	17	17	1.7	16	11	2	4	43	4.3
Career		20	309	30	80	37.5	7	10	70.0	11	30	26	1.3	37	24	2	6	78	3.9

KEITH McLEOD

Height: 6-2 College: Bowling Green
Weight: 190 Birthdate:November 5, 1979

REGULAR SEASON RECORD

Year	Team	G	MIN	FGM	FGA	Pct	FTM	FTA	Pct	3	3A	REB	Avg	AST	PF	BS	ST	PTS	Avg
08-09	Albuquerque	36	1374	153	378	40.5	165	206	80.1	38	114	111	3.1	160	112	4	59	509	14.1
09-10	Albuquerque	30	1092	198	495	40.0	190	257	73.9	67	173	112	3.7	167	69	10	56	653	21.8
Career		66	2466	351	873	40.2	355	463	76.7	105	287	223	3.4	327	181	14	115	1162	17.6

RICH MELZER

Height: 6-8 College: Wisconsin - RIver Falls
Weight: 225 Birthdate: December 8, 1979

REGULAR SEASON RECORD

Year	Team	G	MIN	FGM	FGA	Pct	FTM	FTA	Pct	3	3A	REB	Avg	AST	PF	BS	ST	PTS	Avg
05-06	Albuquerque	14	342	47	119	39.5	25	37	67.6	16	32	46	3.3	20	40	3	8	135	9.6
09-10	RGV	2	25	5	9	55.6	0	0	0.0	1	4	1	.5	1	8	0	1	11	5.5
Career		16	367	52	128	40.6	25	37	67.6	17	36	47	2.9	21	48	3	9	146	9.1

PLAYOFF RECORD

Year	Team	G	MIN	FGM	FGA	Pct	FTM	FTA	Pct	3	3A	REB	Avg	AST	PF	BS	ST	PTS	Avg
09-10	RGV	8	102	17	34	50.0	6	8	75.0	5	12	22	2.8	3	23	3	6	45	5.6

DANTE MILLIGAN



Height: 6-9 College: Massachusetts
Weight: 125 Birthdate: February 15, 1984

REGULAR SEASON RECORD

Year	Team	G	MIN	FGM	FGA	Pct	FTM	FTA	Pct	3	3A	REB	Avg	AST	PF	BS	ST	PTS	Avg
09-10	Springfield	42	1073	140	289	48.4	48	94	51.1	1	7	293	7.0	50	131	49	46	329	7.8

JULIEN "SKIP" MILLS

Height: 6-4 College: Ball State
Weight: 205 Birthdate:March 10, 1985

REGULAR SEASON RECORD

Year	Team	G	MIN	FGM	FGA	Pct	FTM	FTA	Pct	3	3A	REB	Avg	AST	PF	BS	ST	PTS	Avg
09-10	Fort Wayne	2	4	0	1	0.0	0	0	0.0	0	1	0	.0	0	0	0	0	0	.0

PATRICK MILLS

Height: 6-0 College: Saint Mary's
Weight: 180 Birthdate: August 11, 1988
NBA Assignment History: 2009-10, Portland to Idaho

REGULAR SEASON RECORD

Year	Team	G	MIN	FGM	FGA	Pct	FTM	FTA	Pct	3	3A	REB	Avg	AST	PF	BS	ST	PTS	Avg
09-10	Idaho	5	176	42	96	43.8	23	27	85.2	21	42	9	1.8	27	20	0	8	128	25.6

COREY MINNIFIELD

Height: 6-8 College: Loyola (IL)
Weight: 210 Birthdate: December 1, 1981

REGULAR SEASON RECORD

Year	Team	G	MIN	FGM	FGA	Pct	FTM	FTA	Pct	3	3A	REB	Avg	AST	PF	BS	ST	PTS	Avg
07-08	Fort Wayne	43	1422	264	574	46.0	167	225	74.2	11	30	245	5.7	55	143	35	31	706	16.4
09-10	Springfield	15	327	29	81	35.8	16	22	72.7	6	22	23	1.5	26	27	1	3	80	5.3
Career		58	1749	293	655	44.7	183	247	74.1	17	52	268	4.6	81	170	36	34	786	13.6

BYRON MULLENS



Height: 7-0 College: Ohio State
Weight: 275 Birthdate: February 14, 1989
NBA Assignment History: 2009-10, Oklahoma City to Tulsa

REGULAR SEASON RECORD

Year	Team	G	MIN	FGM	FGA	Pct	FTM	FTA	Pct	3	3A	REB	Avg	AST	PF	BS	ST	PTS	Avg
09-10	Tulsa	27	850	161	360	44.7	72	104	69.2	15	35	202	7.5	27	76	25	17	409	15.1

PLAYOFF RECORD

Year	Team	G	MIN	FGM	FGA	Pct	FTM	FTA	Pct	3	3A	REB	Avg	AST	PF	BS	ST	PTS	Avg
09-10	Tulsa	4	105	20	43	46.5	11	16	68.8	2	8	37	9.3	2	11	5	2	53	13.3

PATRICK MUTOMBO

Height: 6-6 College: Metro State
Weight: 210 Birthdate:March 7, 1980

REGULAR SEASON RECORD

Year	Team	G	MIN	FGM	FGA	Pct	FTM	FTA	Pct	3	3A	REB	Avg	AST	PF	BS	ST	PTS	Avg
09-10	Bakersfield	25	545	54	133	40.6	8	9	88.9	15	42	64	2.6	23	46	2	13	131	5.2

MIKE NELSON



Height: 6-4 College: North Dakota State
Weight: 185 Birthdate: March 18, 1986

REGULAR SEASON RECORD

Year	Team	G	MIN	FGM	FGA	Pct	FTM	FTA	Pct	3	3A	REB	Avg	AST	PF	BS	ST	PTS	Avg
09-10	Sx. Falls	34	655	79	167	47.3	12	18	66.7	40	94	60	1.8	36	47	1	15	210	6.2

PLAYOFF RECORD

Year	Team	G	MIN	FGM	FGA	Pct	FTM	FTA	Pct	3	3A	REB	Avg	AST	PF	BS	ST	PTS	Avg
09-10	Sx. Falls	2	13	2	4	50.0	0	0	0.0	2	3	0	.0	0	0	0	1	6	3.0

LUKE NEVILL



Height: 7-2 College: Utah
Weight: 165 Birthdate: February 19, 1986

REGULAR SEASON RECORD

Year	Team	G	MIN	FGM	FGA	Pct	FTM	FTA	Pct	3	3A	REB	Avg	AST	PF	BS	ST	PTS	Avg
09-10	Utah	45	1112	224	410	54.6	87	119	73.1	0	1	246	5.5	61	131	54	12	535	11.9

PLAYOFF RECORD

Year	Team	G	MIN	FGM	FGA	Pct	FTM	FTA	Pct	3	3A	REB	Avg	AST	PF	BS	ST	PTS	Avg
09-10	Utah	3	60	7	24	29.2	9	13	69.2	0	1	15	5.0	2	4	3	0	23	7.7

JARED NEWSON

Height: 6-4 College: Tennessee-Martin
Weight: 210 Birthdate: September 26, 1984

REGULAR SEASON RECORD

Year	Team	G	MIN	FGM	FGA	Pct	FTM	FTA	Pct	3	3A	REB	Avg	AST	PF	BS	ST	PTS	Avg
09-10	SFX-BAK	45	1055	163	345	47.2	84	131	64.1	15	50	178	4.0	54	77	13	39	425	9.4

PLAYOFF RECORD

Year	Team	G	MIN	FGM	FGA	Pct	FTM	FTA	Pct	3	3A	REB	Avg	AST	PF	BS	ST	PTS	Avg
09-10	Sx. Falls	3	60	10	22	45.5	2	5	40.0	1	3	14	4.7	2	6	1	2	23	7.7

DAVE NOEL

Height: 6-3 College: Central Florida
Weight: 205 Birthdate: September 25, 1985

REGULAR SEASON RECORD

Year	Team	G	MIN	FGM	FGA	Pct	FTM	FTA	Pct	3	3A	REB	Avg	AST	PF	BS	ST	PTS	Avg
08-09	Reno	33	755	113	245	46.1	78	92	84.8	26	73	92	2.8	69	82	4	29	330	10.0
09-10	Reno	27	399	47	106	44.3	37	47	78.7	13	39	59	2.2	25	41	3	9	144	5.3
Career		60	1141	160	351	45.6	115	139	82.7	39	112	151	2.5	94	123	7	38	474	7.9

YEMI OGUNOYE



Height: 6-9 College: Oral Roberts
Weight: 210 Birthdate: January 28, 1985

REGULAR SEASON RECORD

Year	Team	G	MIN	FGM	FGA	Pct	FTM	FTA	Pct	3	3A	REB	Avg	AST	PF	BS	ST	PTS	Avg
08-09	Tulsa	49	1868	127	308	41.2	48	80	60.0	15	41	209	4.3	85	111	28	74	317	6.5
09-10	IDA-TUL	49	1102	81	214	37.9	47	67	70.1	22	60	146	3.0	60	63	16	38	231	4.7
Career		98	2979	209	523	40.0	95	147	64.6	37	101	355	3.6	145	173	44	112	550	5.6

AUGSTINE OKOSUN



Height: 6-10 College: Northwood (FL)
Weight: 230 Birthdate: July 4, 1986

REGULAR SEASON RECORD

Year	Team	G	MIN	FGM	FGA	Pct	FTM	FTA	Pct	3	3A	REB	Avg	AST	PF	BS	ST	PTS	Avg
09-10	Austin	14	79	6	13	46.2	2	3	66.7	0	0	22	1.6	1	22	7	1	14	1.0

LARRY OWENS



Height: 6-7 College: Oral Roberts
Weight: 205 Birthdate: January 81, 1983

REGULAR SEASON RECORD

Year	Team	G	MIN	FGM	FGA	Pct	FTM	FTA	Pct	3	3A	REB	Avg	AST	PF	BS	ST	PTS	Avg
09-10	Tulsa	50	1818	299	611	48.9	139	180	77.2	52	137	276	5.5	172	160	29	75	789	15.8

PLAYOFF RECORD

Year	Team	G	MIN	FGM	FGA	Pct	FTM	FTA	Pct	3	3A	REB	Avg	AST	PF	BS	ST	PTS	Avg
09-10	Tulsa	8	325	55	110	50.0	25	32	78.1	13	28	56	7.0	21	23	10	11	148	18.5

CHARLIE PARKER

Height: 6-3 College: Texas Southern
Weight: 195 Birthdate: October 6, 1985

REGULAR SEASON RECORD

Year	Team	G	MIN	FGM	FGA	Pct	FTM	FTA	Pct	3	3A	REB	Avg	AST	PF	BS	ST	PTS	Avg
08-09	Los Angeles	32	596	83	172	48.3	41	69	59.4	9	25	70	2.2	55	34	7	32	216	6.8
09-10	Los Angeles	3	42	4	9	44.4	0	0	0.0	0	1	4	1.3	2	3	0	1	8	2.7
Career		35	630	87	181	48.1	41	69	59.4	9	26	74	2.1	57	37	7	33	224	6.4

KIRK PENNEY



Height: 6-5 College: Wisconsin
Weight: 200 Birthdate: November 23, 1980
GATORADE Call-Up History: 2004-05, Asheville to L.A, Clippers

REGULAR SEASON RECORD

Year	Team	G	MIN	FGM	FGA	Pct	FTM	FTA	Pct	3	3A	REB	Avg	AST	PF	BS	ST	PTS	Avg
04-05	Asheville	46	1288	212	445	47.6	119	137	86.9	11	31	149	3.2	66	86	3	27	554	12.0
09-10	Sx. Falls	4	137	35	60	58.3	16	21	76.2	9	17	17	4.3	9	10	0	4	95	23.8
Career		50	1425	247	505	48.9	135	158	85.4	20	48	166	3.3	75	96	3	31	649	13.0

PLAYOFF RECORD

Year	Team	G	MIN	FGM	FGA	Pct	FTM	FTA	Pct	3	3A	REB	Avg	AST	PF	BS	ST	PTS	Avg
04-05	Asheville	2	40	3	10	30.0	2	2	100.0	1	2	5	2.5	2	0	0	0	9	4.5
09-10	Sx. Falls	3	106	22	40	55.0	14	17	82.4	6	9	14	4.7	6	7	0	6	64	21.3
Career		5	146	25	50	50.0	16	19	84.2	7	11	19	3.8	8	7	0	6	73	14.6

JAMES PETERS



Height: 6-8 College: Nevada - Las Vegas
Weight: 225 Birthdate: May 24, 1981

REGULAR SEASON RECORD

Year	Team	G	MIN	FGM	FGA	Pct	FTM	FTA	Pct	3	3A	REB	Avg	AST	PF	BS	ST	PTS	Avg
07-08	FWN-BAK	51	1451	287	577	49.7	120	194	61.9	0	4	255	5.0	46	173	55	54	694	13.6
09-10	Los Angeles	12	361	71	134	53.0	35	50	70.0	1	5	65	5.4	20	33	7	9	178	14.8
Career		63	1812	358	711	50.4	155	244	63.5	1	9	320	5.1	66	206	62	63	872	13.8

MARVIN PHILLIPS



Height: 6-7 College: Claflin
Weight: 230 Birthdate: December 28, 1983

REGULAR SEASON RECORD

Year	Team	G	MIN	FGM	FGA	Pct	FTM	FTA	Pct	3	3A	REB	Avg	AST	PF	BS	ST	PTS	Avg
08-09	Iowa	36	555	75	138	54.3	27	43	62.8	4	9	141	3.9	14	83	33	24	181	5.0
09-10	Iowa	49	849	118	250	47.2	45	68	66.2	8	35	244	5.0	30	112	34	53	289	5.9
Career		85	1407	193	388	49.7	72	111	64.9	12	44	385	4.5	44	195	67	77	470	5.5

PLAYOFF RECORD

Year	Team	G	MIN	FGM	FGA	Pct	FTM	FTA	Pct	3	3A	REB	Avg	AST	PF	BS	ST	PTS	Avg
09-10	Iowa	4	24	1	8	12.5	0	0	0.0	0	1	8	2.0	1	4	1	0	2	.5

KEVIN PITTSNOGLE



Height: 6-11 College: West Virginia
Weight: 240 Birthdate: July 30, 1984

REGULAR SEASON RECORD

Year	Team	G	MIN	FGM	FGA	Pct	FTM	FTA	Pct	3	3A	REB	Avg	AST	PF	BS	ST	PTS	Avg
07-08	ABQ-AUS	48	1323	221	516	42.8	77	89	86.5	112	293	248	5.2	72	179	16	26	631	13.1
09-10	Albuquerque	28	795	116	298	38.9	51	60	85.0	48	150	150	5.4	38	87	18	19	331	11.8
Career		76	2118	337	814	41.4	128	149	85.9	160	443	398	5.2	110	266	34	45	962	12.7

CARLOS POWELL



Height: 6-7 College: South Carolina
Weight: 225 Birthdate: August 29, 1983

REGULAR SEASON RECORD

Year	Team	G	MIN	FGM	FGA	Pct	FTM	FTA	Pct	3	3A	REB	Avg	AST	PF	BS	ST	PTS	Avg
07-08	Dakota	48	1902	373	770	48.4	289	374	77.3	45	112	308	6.4	228	165	10	66	1080	22.5
09-10	Albuquerque	33	1284	239	485	49.3	225	292	77.1	27	87	164	5.0	164	113	20	54	730	22.1
Career		81	3186	612	1255	48.8	514	666	77.2	72	199	472	5.8	392	278	30	120	1810	22.3

PLAYOFF RECORD

Year	Team	G	MIN	FGM	FGA	Pct	FTM	FTA	Pct	3	3A	REB	Avg	AST	PF	BS	ST	PTS	Avg
07-08	Dakota	1	45	10	21	47.6	3	4	75.0	2	5	12	12.0	4	2	0	2	25	25.0

GABE PRUITT

Height: 6-4 College: Southern California
Weight: 170 Birthdate: April 19, 1986

REGULAR SEASON RECORD

Year	Team	G	MIN	FGM	FGA	Pct	FTM	FTA	Pct	3	3A	REB	Avg	AST	PF	BS	ST	PTS	Avg
07-08	Utah	18	638	123	284	43.3	49	65	75.4	39	108	50	2.8	70	41	4	39	334	18.6
09-10	UTA-LAD	38	1042	149	335	44.5	97	163	59.5	23	87	111	2.9	108	87	6	52	418	11.0
Career		56	1680	272	619	43.9	146	228	64.0	62	195	161	2.9	178	128	10	91	752	13.4

PLAYOFF RECORD

Year	Team	G	MIN	FGM	FGA	Pct	FTM	FTA	Pct	3	3A	REB	Avg	AST	PF	BS	ST	PTS	Avg
09-10	Utah	3	78	15	28	53.6	9	14	64.3	2	7	13	4.3	10	4	1	3	41	13.7

RAY REESE

Height: 6-5 College: Tulsa
Weight: 220 Birthdate: February 24, 1987

REGULAR SEASON RECORD

Year	Team	G	MIN	FGM	FGA	Pct	FTM	FTA	Pct	3	3A	REB	Avg	AST	PF	BS	ST	PTS	Avg
09-10	Los Angeles	3	85	7	22	31.8	1	2	50.0	3	7	10	3.3	7	6	0	2	18	6.0

JARED REINER

Height: 6-11 College: Iowa
Weight: 255 Birthdate: April 8, 1982
GATORADE Call-Up History: 2006-07, Sioux Falls to Milwaukee

REGULAR SEASON RECORD

Year	Team	G	MIN	FGM	FGA	Pct	FTM	FTA	Pct	3	3A	REB	Avg	AST	PF	BS	ST	PTS	Avg
06-07	Sx. Falls	28	892	155	326	47.5	78	112	69.6	0	1	246	8.8	42	110	26	15	388	13.9
09-10	Fort Wayne	18	530	89	193	46.1	52	72	72.2	0	0	168	9.3	21	64	22	14	230	12.8
Career		46	1415	244	517	47.2	130	184	70.7	0	2	411	8.9	63	173	48	29	618	13.4

CHRIS RICHARD

Height: 6-9 College: Florida
Weight: 255 Birthdate: December 25, 1984
GATORADE Call-Up History: 2009-10, Tulsa to Chicago
NBA Assignment History: 2007-08, Minnesota to Sioux Falls

REGULAR SEASON RECORD

Year	Team	G	MIN	FGM	FGA	Pct	FTM	FTA	Pct	3	3A	REB	Avg	AST	PF	BS	ST	PTS	Avg
07-08	Sx. Falls	6	170	26	57	45.6	9	23	39.1	0	0	69	11.5	4	25	5	4	61	10.2
08-09	Tulsa	20	613	103	194	53.1	33	52	63.5	0	0	164	8.2	33	65	10	13	239	12.0
09-10	Tulsa	12	350	46	81	56.8	15	26	57.7	0	0	97	8.1	12	54	11	14	107	8.9
Career		38	1144	175	332	52.7	57	101	56.4	0	0	331	8.7	49	143	26	31	407	10.7

JASON RICHARDS

Height: 6-2 College: Davidson
Weight: 195 Birthdate: May 20, 1986

REGULAR SEASON RECORD

Year	Team	G	MIN	FGM	FGA	Pct	FTM	FTA	Pct	3	3A	REB	Avg	AST	PF	BS	ST	PTS	Avg
09-10	Utah	18	312	18	55	32.7	14	17	82.4	3	17	22	1.2	41	25	0	16	53	2.9

RODERICK RILEY

Height: 6-11 College: Prairie View A&M
Weight: 260 Birthdate: March 11, 1981

REGULAR SEASON RECORD

Year	Team	G	MIN	FGM	FGA	Pct	FTM	FTA	Pct	3	3A	REB	Avg	AST	PF	BS	ST	PTS	Avg
05-06	Fayetteville	29	702	78	167	46.7	112	156	71.8	0	2	175	6.0	15	114	17	9	268	9.2
06-07	Bakersfield	51	937	104	209	49.8	83	134	61.9	0	2	247	4.8	28	161	17	22	291	5.7
07-08	BAK-COL	50	1277	174	365	47.7	150	203	73.9	2	5	337	6.7	31	163	29	17	500	10.0
09-10	Austin	14	166	20	38	52.6	25	35	71.4	0	0	43	3.1	2	37	3	3	65	4.6
Career		144	3082	376	779	48.3	370	528	70.1	2	9	802	5.6	76	475	66	51	1124	7.8

PLAYOFF RECORD

Year	Team	G	MIN	FGM	FGA	Pct	FTM	FTA	Pct	3	3A	REB	Avg	AST	PF	BS	ST	PTS	Avg
07-08	Colorado	1	31	5	9	55.6	4	9	44.4	0	0	8	8.0	2	3	1	0	14	14.0

FRANK ROBINSON

Height: 6-4 College: Cal-State Fullerton
Weight: 220 Birthdate: June 1, 1984

REGULAR SEASON RECORD

Year	Team	G	MIN	FGM	FGA	Pct	FTM	FTA	Pct	3	3A	REB	Avg	AST	PF	BS	ST	PTS	Avg
09-10	Los Angeles	38	1170	172	400	43.0	101	146	69.2	26	107	155	4.1	141	110	13	73	471	12.4

RUSSELL ROBINSON



Height: 6-1 College: Kansas
Weight: 190 Birthdate: January 24, 1986

REGULAR SEASON RECORD

Year	Team	G	MIN	FGM	FGA	Pct	FTM	FTA	Pct	3	3A	REB	Avg	AST	PF	BS	ST	PTS	Avg
08-09	Reno	50	1448	219	489	44.8	113	141	80.1	66	180	141	2.8	219	115	5	105	617	12.3
09-10	MNE-REN	47	1731	260	584	44.5	172	211	81.5	76	203	150	3.2	220	117	9	93	768	16.3
Career		97	3180	479	1073	44.6	285	352	81.0	142	383	291	3.0	439	232	14	198	1385	14.3

KEVIN ROGERS

Height: 6-9 College: Baylor
Weight: 250 Birthdate: September 22, 1986

REGULAR SEASON RECORD

Year	Team	G	MIN	FGM	FGA	Pct	FTM	FTA	Pct	3	3A	REB	Avg	AST	PF	BS	ST	PTS	Avg
09-10	RGV	8	126	25	52	48.1	6	8	75.0	0	0	22	2.8	4	24	1	0	56	7.0

ANDRES SANDOVAL

Height: 6-3 College: Dayton
Weight: 195 Birthdate: August 23, 1983

REGULAR SEASON RECORD

Year	Team	G	MIN	FGM	FGA	Pct	FTM	FTA	Pct	3	3A	REB	Avg	AST	PF	BS	ST	PTS	Avg
09-10	Fort Wayne	2	34	3	13	23.1	4	9	44.4	0	3	4	2.0	2	1	0	3	10	5.0

ATILA DOS SANTOS

Height: 6-10 College: Northern Iowa
Weight: 230 Birthdate: September 15, 1983

REGULAR SEASON RECORD

Year	Team	G	MIN	FGM	FGA	Pct	FTM	FTA	Pct	3	3A	REB	Avg	AST	PF	BS	ST	PTS	Avg
09-10	Bakersfield	20	311	30	68	44.1	30	37	81.1	0	0	75	3.8	4	52	13	8	90	4.5

DEWITT SCOTT



Height: 6-6 College: IPFW
Weight: 190 Birthdate: May 31, 1985

REGULAR SEASON RECORD

Year	Team	G	MIN	FGM	FGA	Pct	FTM	FTA	Pct	3	3A	REB	Avg	AST	PF	BS	ST	PTS	Avg
08-09	Fort Wayne	49	1365	139	377	36.9	25	30	83.3	85	225	117	2.4	28	119	1	24	388	7.9
09-10	FWN-REN	33	548	66	145	45.5	8	10	80.0	36	75	60	1.8	16	59	0	12	176	5.3
Career		82	1911	205	522	39.3	33	40	82.5	121	300	177	2.2	44	178	1	36	564	6.9

ERNEST SCOTT



Height: 6-7 College: Valdosta State
Weight: 225 Birthdate: August 28, 1982

REGULAR SEASON RECORD

Year	Team	G	MIN	FGM	FGA	Pct	FTM	FTA	Pct	3	3A	REB	Avg	AST	PF	BS	ST	PTS	Avg
07-08	Idaho	40	902	113	274	41.2	36	49	73.5	56	162	138	3.5	45	76	14	25	318	8.0
08-09	IDA-RGV	46	906	132	330	40.0	18	29	62.1	88	221	114	2.5	47	81	17	23	370	8.0
09-10	RGV	50	1160	172	397	43.3	18	22	81.8	133	321	194	3.9	66	154	33	40	495	9.9
Career		136	2955	417	1001	41.7	72	100	72.0	277	704	446	3.3	158	311	64	88	1183	8.7

PLAYOFF RECORD

Year	Team	G	MIN	FGM	FGA	Pct	FTM	FTA	Pct	3	3A	REB	Avg	AST	PF	BS	ST	PTS	Avg
09-10	RGV	8	143	22	48	45.8	0	0	0.0	18	39	16	2.0	6	22	6	6	62	7.8

JULIAN SENSLEY



Height: 6-9 College: Hawaii
Weight: 230 Birthdate: August 18, 1982

REGULAR SEASON RECORD

Year	Team	G	MIN	FGM	FGA	Pct	FTM	FTA	Pct	3	3A	REB	Avg	AST	PF	BS	ST	PTS	Avg
07-08	Colorado	7	223	48	98	49.0	10	15	66.7	11	19	62	8.9	19	19	4	4	117	16.7
08-09	COL-RIO	17	370	72	141	51.1	18	28	64.3	11	30	67	3.9	24	31	7	20	173	10.2
09-10	RGV	38	1044	158	352	44.9	55	79	69.6	42	118	203	5.3	80	104	33	25	413	10.9
Career		62	164	278	591	47.0	83	122	68.0	64	167	333	5.4	123	154	44	49	703	11.3

PLAYOFF RECORD

Year	Team	G	MIN	FGM	FGA	Pct	FTM	FTA	Pct	3	3A	REB	Avg	AST	PF	BS	ST	PTS	Avg
09-10	RGV	8	195	30	64	46.9	16	25	64.0	6	18	41	5.1	6	21	9	5	82	10.3

MUSTAFA SHAKUR

Height: 6-3 College: Arizona
Weight: 190 Birthdate: August 18, 1984
GATORADE Call-Up History: 2009-10, Tulsa to Oklahoma City
NBA Assignment History: 2009-10, Oklahoma City to Tulsa

REGULAR SEASON RECORD

Year	Team	G	MIN	FGM	FGA	Pct	FTM	FTA	Pct	3	3A	REB	Avg	AST	PF	BS	ST	PTS	Avg
09-10	Tulsa	47	1779	324	664	48.8	207	277	74.7	50	131	212	4.5	324	119	9	106	905	19.3

PLAYOFF RECORD

Year	Team	G	MIN	FGM	FGA	Pct	FTM	FTA	Pct	3	3A	REB	Avg	AST	PF	BS	ST	PTS	Avg
09-10	Tulsa	4	131	25	49	51.0	11	14	78.6	3	8	18	4.5	15	8	4	8	64	16.0

CEDRIC SIMMONS



Height: 6-9 College: North Carolina State
Weight: 223 Birthdate: January 3, 1986
NBA Assignment History: 2007-08, Cleveland to Rio Grande Valley, Chicago to Iowa

REGULAR SEASON RECORD

Year	Team	G	MIN	FGM	FGA	Pct	FTM	FTA	Pct	3	3A	REB	Avg	AST	PF	BS	ST	PTS	Avg
07-08	IWA-RGV	9	263	48	91	52.7	24	44	54.5	0	0	57	6.3	5	34	26	7	120	13.3
09-10	Idaho	13	407	76	150	50.7	41	78	52.6	0	0	92	7.1	8	47	38	9	193	14.8
Career		22	671	124	241	51.5	65	122	53.3	0	0	149	6.8	13	81	64	16	313	14.2

DIAMON SIMPSON

Height: 6-7 College: Saint Mary's
Weight: 230 Birthdate: September 8, 1987

REGULAR SEASON RECORD

Year	Team	G	MIN	FGM	FGA	Pct	FTM	FTA	Pct	3	3A	REB	Avg	AST	PF	BS	ST	PTS	Avg
09-10	Los Angeles	30	957	175	394	44.4	116	163	71.2	0	1	289	9.6	65	89	42	54	466	15.5

COURTNEY SIMS



Height: 6-11 College: Michigan
Weight: 230 Birthdate: October 21, 1983
GATORADE Call-Up History: 2008-09, Iowa to Phoenix (twice), Iowa to New York
NBA Assignment History: 2008-09, Phoenix to Iowa

REGULAR SEASON RECORD

Year	Team	G	MIN	FGM	FGA	Pct	FTM	FTA	Pct	3	3A	REB	Avg	AST	PF	BS	ST	PTS	Avg
07-08	Iowa	16	353	101	156	64.7	47	66	71.2	0	1	103	6.4	13	47	13	6	249	15.6
08-09	Iowa	32	1240	277	458	60.5	173	230	75.2	1	2	352	11.0	49	106	65	18	728	22.8
09-10	Iowa	14	277	57	114	50.0	56	80	70.0	3	9	93	6.6	8	43	14	5	173	12.4
Career		62	1870	435	728	59.8	276	376	73.4	4	12	548	8.8	70	196	92	29	1150	18.5

JAJUAN SMITH

Height: 6-2 College: Tennessee
Weight: 195 Birthdate: December 24, 1985

REGULAR SEASON RECORD

Year	Team	G	MIN	FGM	FGA	Pct	FTM	FTA	Pct	3	3A	REB	Avg	AST	PF	BS	ST	PTS	Avg
09-10	Tulsa	4	65	8	24	33.3	0	0	0.0	5	17	11	2.8	15	9	0	5	21	5.3

PLAYOFF RECORD

Year	Team	G	MIN	FGM	FGA	Pct	FTM	FTA	Pct	3	3A	REB	Avg	AST	PF	BS	ST	PTS	Avg
09-10	Tulsa	6	96	18	46	39.1	12	15	80.0	10	28	20	3.3	14	16	0	3	58	9.7

LANNY SMITH

Height: 6-3 College: Houston
Weight: 190 Birthdate: October 30, 1984

REGULAR SEASON RECORD

Year	Team	G	MIN	FGM	FGA	Pct	FTM	FTA	Pct	3	3A	REB	Avg	AST	PF	BS	ST	PTS	Avg
08-09	Idaho	48	1027	91	225	40.4	83	116	71.6	25	80	110	2.3	143	103	2	31	290	6.0
09-10	Idaho	16	428	48	139	34.5	21	35	60.0	16	47	48	3.0	95	59	0	18	133	8.3
Career		64	1456	139	364	38.2	104	151	68.9	41	127	158	2.5	238	162	2	49	423	6.6

PLAYOFF RECORD

Year	Team	G	MIN	FGM	FGA	Pct	FTM	FTA	Pct	3	3A	REB	Avg	AST	PF	BS	ST	PTS	Avg
08-09	Idaho	1	27	5	10	50.0	2	4	50.0	1	2	3	3.0	4	4	0	1	13	13.0

TYCHICUS SNOW

Height: 5-6 College: Mississippi Valley State
Weight: 155 Birthdate: March 7, 1985

REGULAR SEASON RECORD

Year	Team	G	MIN	FGM	FGA	Pct	FTM	FTA	Pct	3	3A	REB	Avg	AST	PF	BS	ST	PTS	Avg
09-10	Erie	7	41	3	9	33.3	3	4	75.0	1	2	3	.4	7	4	0	1	10	1.4

SEAN SONDERLEITER

Height: 6-9 College: Iowa
Weight: 235 Birthdate: December 17, 1980

REGULAR SEASON RECORD

Year	Team	G	MIN	FGM	FGA	Pct	FTM	FTA	Pct	3	3A	REB	Avg	AST	PF	BS	ST	PTS	Avg
08-09	Fort Wayne	33	362	46	111	41.4	39	60	65.0	0	0	102	3.1	13	64	9	18	131	4.0
09-10	Fort Wayne	45	1123	189	386	49.0	115	159	72.3	0	0	282	6.3	57	156	24	37	493	11.0
Career		78	1486	235	497	47.3	154	219	70.3	0	0	384	4.9	70	220	33	55	624	8.0

ZACH SOWERS



Height: 6-3 College: William Jessup
Weight: 285 Birthdate: May 1, 1985

REGULAR SEASON RECORD

Year	Team	G	MIN	FGM	FGA	Pct	FTM	FTA	Pct	3	3A	REB	Avg	AST	PF	BS	ST	PTS	Avg
09-10	Erie	2	8	0	2	.0	0	0	0.0	0	1	0	.0	0	1	0	0	0	.0

GREG STIEMSMA

Height: 6-11 College: Wisconsin
Weight: 260 Birthdate: September 26, 1985
GATORADE Call-Up History: 2009-10, Sioux Falls to Minnesota

REGULAR SEASON RECORD

Year	Team	G	MIN	FGM	FGA	Pct	FTM	FTA	Pct	3	3A	REB	Avg	AST	PF	BS	ST	PTS	Avg
08-09	Sx. Falls	1	14	1	3	33.3	4	4	100.0	0	0	6	6.0	0	2	1	0	6	6.0
09-10	Sx. Falls	45	1258	165	305	54.1	64	78	82.1	0	1	320	7.1	56	167	162	30	394	8.8
Career		46	1272	166	308	35.0	68	82	45.3	0	1	326	7.1	56	169	163	30	400	8.7

PLAYOFF RECORD

Year	Team	G	MIN	FGM	FGA	Pct	FTM	FTA	Pct	3	3A	REB	Avg	AST	PF	BS	ST	PTS	Avg
09-10	Sx. Falls	3	93	15	26	57.7	15	17	88.2	0	0	32	10.7	2	13	13	3	45	15.0

CURSTIS STINSON



Height: 6-3 College: Iowa State
Weight: 215 Birthdate: February 15, 1983

REGULAR SEASON RECORD

Year	Team	G	MIN	FGM	FGA	Pct	FTM	FTA	Pct	3	3A	REB	Avg	AST	PF	BS	ST	PTS	Avg
06-07	DAK-FTW	28	804	140	311	45.0	50	62	80.6	4	22	111	4.0	147	59	1	34	334	11.9
07-08	AUS-IOW-UTA	22	612	82	206	39.8	41	48	85.4	9	32	72	3.3	81	47	3	18	214	9.7
08-09	Iowa	50	2233	322	732	44.0	142	192	74.0	17	79	351	7.0	422	145	14	108	803	16.1
09-10	Iowa	50	2115	308	663	46.5	136	168	81.0	9	51	280	5.6	546	144	12	108	761	15.2
Career		150	5768	851	1911	44.5	369	470	78.5	39	184	814	5.4	1196	394	30	268	2110	14.1

PLAYOFF RECORD

Year	Team	G	MIN	FGM	FGA	Pct	FTM	FTA	Pct	3	3A	REB	Avg	AST	PF	BS	ST	PTS	Avg
06-07	Fort Worth	1	36	10	18	55.6	3	4	75.0	0	1	5	5.0	5	3	0	3	23	23.0
08-09	Iowa	1	48	5	17	29.4	1	2	50.0	0	2	5	5.0	11	3	0	1	11	11.0
09-10	Iowa	6	264	54	114	47.4	32	39	82.1	2	6	65	10.8	53	19	1	6	142	23.7
Career		8	348	69	149	46.3	36	45	80.0	2	9	75	9.4	69	25	1	10	176	22.0

JASON STRAIGHT

Height: 6-2 College: Wyoming
Weight: 190 Birthdate: January 4, 1983

REGULAR SEASON RECORD

Year	Team	G	MIN	FGM	FGA	Pct	FTM	FTA	Pct	3	3A	REB	Avg	AST	PF	BS	ST	PTS	Avg
09-10	FWN-DAK	27	491	85	188	45.2	55	69	79.7	24	60	48	1.8	62	46	2	15	249	9.2

D.J. STRAWBERRY



Height: 6-5 College: Maryland
Weight: 201 Birthdate: June 15, 1985
NBA Assignment History: 2007-08, Phoenix to Albuquerque

REGULAR SEASON RECORD

Year	Team	G	MIN	FGM	FGA	Pct	FTM	FTA	Pct	3	3A	REB	Avg	AST	PF	BS	ST	PTS	Avg
07-08	Albuquerque	5	206	56	106	52.8	33	45	73.3	13	30	19	3.8	16	20	3	10	158	31.6
09-10	Reno	26	727	128	281	45.6	59	88	67.0	26	74	73	2.8	145	65	7	39	341	13.1
Career		31	934	184	387	47.5	92	133	69.2	39	104	92	3.0	161	85	10	49	499	16.1

PLAYOFFRECORD

Year	Team	G	MIN	FGM	FGA	Pct	FTM	FTA	Pct	3	3A	REB	Avg	AST	PF	BS	ST	PTS	Avg
09-10	Reno	3	91	19	33	57.6	11	18	61.1	0	4	9	3.0	15	8	4	2	49	16.3

MICHAEL SWEETNEY

Height: 6-8 College: Georgetown
Weight: 270 Birthdate: October 25, 1982

REGULAR SEASON RECORD

Year	Team	G	MIN	FGM	FGA	Pct	FTM	FTA	Pct	3	3A	REB	Avg	AST	PF	BS	ST	PTS	Avg
09-10	Erie	9	230	49	77	63.6	22	44	50.0	0	1	62	6.9	8	30	8	2	120	13.3

ROBERT SWIFT

Height: 7-0 College: Bakersfield (HS)
Weight: 245 Birthdate: December 3, 1985

REGULAR SEASON RECORD

Year	Team	G	MIN	FGM	FGA	Pct	FTM	FTA	Pct	3	3A	REB	Avg	AST	PF	BS	ST	PTS	Avg
09-10	Bakersfield	2	50	1	7	14.3	3	4	75.0	0	0	12	6.0	1	7	3	0	5	2.5

AMARA SY



Height: 6-7 College: France
Weight: 220 Birthdate: August 28, 1981

REGULAR SEASON RECORD

Year	Team	G	MIN	FGM	FGA	Pct	FTM	FTA	Pct	3	3A	REB	Avg	AST	PF	BS	ST	PTS	Avg
09-10	Bakersfield	16	553	90	170	52.9	49	64	76.6	11	26	116	7.3	56	56	10	15	24	15.0

RAYMOND SYKES

Height: 6-9 College: Clemson
Weight: 225 Birthdate: July 3, 1986

REGULAR SEASON RECORD

Year	Team	G	MIN	FGM	FGA	Pct	FTM	FTA	Pct	3	3A	REB	Avg	AST	PF	BS	ST	PTS	Avg
09-10	Sx. Falls	47	1121	194	333	58.3	104	146	71.2	0	0	220	4.7	35	143	51	2	492	10.5

PLAYOFF RECORD

Year	Team	G	MIN	FGM	FGA	Pct	FTM	FTA	Pct	3	3A	REB	Avg	AST	PF	BS	ST	PTS	Avg
09-10	Sx. Falls	3	46	9	17	52.9	5	5	100.0	0	0	9	3.0	1	2	1	1	23	7.7

DONELL TAYLOR



Height: 6-5 College: Alabama - Birmingham
Weight: 183 Birthdate: July 26, 1982

REGULAR SEASON RECORD

Year	Team	G	MIN	FGM	FGA	Pct	FTM	FTA	Pct	3	3A	REB	Avg	AST	PF	BS	ST	PTS	Avg
09-10	ERI-IDA	48	1701	408	844	48.3	143	196	73.0	52	140	333	6.9	205	162	14	76	1011	21.1

JERMAINE TAYLOR



Height: 6-4 College: Central Florida
Weight: 210 Birthdate: December 8, 1986
NBA Assignment History: 2009-10, Houston to Rio Grande Valley

REGULAR SEASON RECORD

Year	Team	G	MIN	FGM	FGA	Pct	FTM	FTA	Pct	3	3A	REB	Avg	AST	PF	BS	ST	PTS	Avg
09-10	RGV	8	222	59	123	48.0	28	39	71.8	12	36	38	4.8	17	23	4	10	158	19.8

GARRETT TEMPLE



Height: 6-6 College: Louisiana State
Weight: 180 Birthdate: May 8, 1986
GATORADE Call-Up History:2009-10, Rio Grande Valley to San Antonio, Sacramento, and Houston

REGULAR SEASON RECORD

Year	Team	G	MIN	FGM	FGA	Pct	FTM	FTA	Pct	3	3A	REB	Avg	AST	PF	BS	ST	PTS	Avg
09-10	RGV	30	1046	153	359	42.6	82	102	80.4	59	157	112	3.7	102	89	19	42	447	14.9

ANTHONY TERRELL

Height: 6-6 College: North Carolina - Wilmington
Weight: 230 Birthdate: October 15, 1981

REGULAR SEASON RECORD

Year	Team	G	MIN	FGM	FGA	Pct	FTM	FTA	Pct	3	3A	REB	Avg	AST	PF	BS	ST	PTS	Avg
05-06	Fort Worth	46	1257	160	334	47.9	50	93	53.8	0	6	189	4.1	63	95	21	29	370	8.0
06-07	Fort Worth	49	885	119	260	45.8	55	90	61.1	0	1	192	3.9	31	59	26	24	293	6.0
09-10	Maine	31	398	52	100	52.0	20	39	51.3	0	1	87	2.8	17	37	9	11	124	4.0
Career		126	2540	331	694	47.7	125	222	56.3	0	8	468	3.7	111	191	56	64	787	6.2

PLAYOFF RECORD

Year	Team	G	MIN	FGM	FGA	Pct	FTM	FTA	Pct	3	3A	REB	Avg	AST	PF	BS	ST	PTS	Avg
05-06	Fort Worth	1	34	5	10	50.0	0	1	0.0	0	0	2	2.0	0	1	2	3	10	10.0
06-07	Fort Worth	1	25	6	11	54.5	0	0	0.0	0	0	4	4.0	0	2	0	0	12	12.0
Career		2	59	11	21	52.4	0	1	0.0	0	0	6	3.0	0	3	2	3	22	11.0

HASHEEM THABEET

Height: 7-3 College: Connecticut
Weight: 263 Birthdate: February 16, 1987
NBA Assignment History: 2009-10, Memphis to Dakota

REGULAR SEASON RECORD

Year	Team	G	MIN	FGM	FGA	Pct	FTM	FTA	Pct	3	3A	REB	Avg	AST	PF	BS	ST	PTS	Avg
09-10	Dakota	6	188	27	54	50.0	29	42	69.0	0	0	67	11.2	4	21	19	4	83	13.8

BILLY THOMAS



Height: 6-5 College: Kansas
Weight: 215 Birthdate: December 23, 1975
GATORADE Call-Up History: 2007-08, Colorado to New Jersey, Colorado Cleveland (twice)

REGULAR SEASON RECORD

Year	Team	G	MIN	FGM	FGA	Pct	FTM	FTA	Pct	3	3A	REB	Avg	AST	PF	BS	ST	PTS	Avg
01-02	Greenville	45	1373	220	529	41.6	105	121	86.8	84	228	124	2.8	89	89	21	74	629	14.0
02-03	Greenville	49	1551	288	662	43.5	125	162	77.2	84	241	161	3.3	99	92	21	69	785	16.0
07-08	Colorado	37	1386	208	466	44.6	87	105	82.9	95	239	127	3.4	142	86	8	82	598	16.2
08-09	Colorado	25	879	146	336	43.5	48	60	80.0	62	163	85	3.4	93	60	8	44	402	16.1
09-10	Maine	39	1062	109	268	40.7	36	43	83.7	54	148	110	2.8	75	62	9	31	308	7.9
Career		196	6261	971	2261	42.9	401	491	81.7	379	1019	607	3.1	498	389	67	301	2722	13.9

PLAYOFF RECORD

Year	Team	G	MIN	FGM	FGA	Pct	FTM	FTA	Pct	3	3A	REB	Avg	AST	PF	BS	ST	PTS	Avg
01-02	Greenville	5	187	39	86	45.3	17	21	81.0	25	45	15	3.0	10	5	3	16	120	24.0
07-08	Colorado	1	41	6	15	40.0	7	8	87.5	1	8	6	6.0	0	4	0	0	20	20.0
08-09	Colorado	4	126	23	47	48.9	13	16	81.3	9	18	19	4.8	13	14	1	7	68	17.0
Career		10	354	68	148	45.9	37	45	82.2	35	71	40	4.0	23	23	4	23	208	20.8

DOUG THOMAS



Height: 6-9 College: Iowa
Weight: 235 Birthdate: September 20, 1983

REGULAR SEASON RECORD

Year	Team	G	MIN	FGM	FGA	Pct	FTM	FTA	Pct	3	3A	REB	Avg	AST	PF	BS	ST	PTS	Avg
07-08	Iowa	50	1348	216	429	50.3	88	130	67.7	0	2	313	6.3	52	127	38	39	520	10.4
09-10	Reno	48	1295	182	349	52.1	84	131	64.1	0	0	344	7.2	43	128	23	43	448	9.3
Career		98	2643	398	778	51.2	172	261	65.9	0	2	657	6.7	95	255	61	82	968	9.9

REGULAR SEASON RECORD

Year	Team	G	MIN	FGM	FGA	Pct	FTM	FTA	Pct	3	3A	REB	Avg	AST	PF	BS	ST	PTS	Avg
09-10	Reno	3	86	15	23	65.2	10	15	66.7	0	0	16	5.3	6	7	1	1	40	13.3

STANLEY THOMAS

Height: 6-5 College: Robert Morris (IL)
Weight: 205 Birthdate: March 19, 1980

REGULAR SEASON RECORD

Year	Team	G	MIN	FGM	FGA	Pct	FTM	FTA	Pct	3	3A	REB	Avg	AST	PF	BS	ST	PTS	Avg
09-10	Maine	2	40	8	13	61.5	0	0	0.0	1	2	6	3.0	1	3	0	0	17	8.5

FRANK TOLBERT

Height: 6-4 College: Auburn
Weight: 210 Birthdate: July 19, 1986

REGULAR SEASON RECORD

Year	Team	G	MIN	FGM	FGA	Pct	FTM	FTA	Pct	3	3A	REB	Avg	AST	PF	BS	ST	PTS	Avg
09-10	Erie	18	398	31	103	30.1	41	48	85.4	6	29	42	2.3	22	53	5	9	109	6.1

ANTHONY TOLLIVER

Height: 6-9 College: Creighton
Weight: 245 Birthdate: June 1, 1985
GATORADE Call-Up History: 2008-09, Iowa to New Orleans; 2009-10, Idaho to Portland, Idaho to Golden State
NBA Assignment History: 2008-09, San Antonio to Austin

REGULAR SEASON RECORD

Year	Team	G	MIN	FGM	FGA	Pct	FTM	FTA	Pct	3	3A	REB	Avg	AST	PF	BS	ST	PTS	Avg
07-08	Iowa	24	666	105	208	50.5	45	69	65.2	18	50	151	6.3	22	90	27	21	273	11.4
08-09	AUS-IWA	17	617	85	178	47.8	39	49	79.6	37	92	136	8.0	33	56	18	22	246	14.5
09-10	Idaho	14	525	100	213	46.9	62	79	78.5	37	106	160	11.4	35	48	17	18	299	21.4
Career		55	1808	290	599	48.4	146	197	74.1	92	248	447	8.1	90	194	62	61	818	14.9

CHAD TOPPERT



Height: 6-6 College: New Mexico
Weight: 210 Birthdate: November 11, 1985

REGULAR SEASON RECORD

Year	Team	G	MIN	FGM	FGA	Pct	FTM	FTA	Pct	3	3A	REB	Avg	AST	PF	BS	ST	PTS	Avg
09-10	Albuquerque	50	1410	184	402	45.8	77	90	85.6	111	231	182	3.6	67	106	4	35	556	11.1

DARIAN TOWNES

Height: 6-10 College: Arkansas
Weight: 243 Birthdate: July 31, 1984

REGULAR SEASON RECORD

Year	Team	G	MIN	FGM	FGA	Pct	FTM	FTA	Pct	3	3A	REB	Avg	AST	PF	BS	ST	PTS	Avg
08-09	Erie	31	428	85	176	48.3	36	57	63.2	0	1	127	4.1	10	61	39	7	206	6.6
09-10	UTA-IWA	14	104	6	19	31.6	9	12	75.0	0	0	18	1.3	2	21	14	2	21	1.5
Career		45	532	91	195	46.7	45	69	65.2	0	1	145	3.2	12	82	53	9	227	5.0

PLAYOFF RECORD

Year	Team	G	MIN	FGM	FGA	Pct	FTM	FTA	Pct	3	3A	REB	Avg	AST	PF	BS	ST	PTS	Avg
08-09	Erie	1	3	0	0	0.0	0	0	0.0	0	0	0	0.0	0	0	0	0	0	0.0
09-10	Iowa	6	75	12	17	70.6	9	14	64.3	0	0	15	2.5	0	6	7	2	33	5.5
Career		7	78	12	17	70.6	9	14	64.3	0	0	15	2.1	0	6	7	2	33	4.7

JEFF TREPAGNIER



Height: 6-4 College: Southern California
Weight: 200 Birthdate: July 11, 1979
GATORADE Call-Up History: 2002-03, Asheville to Denver

REGULAR SEASON RECORD

Year	Team	G	MIN	FGM	FGA	Pct	FTM	FTA	Pct	3	3A	REB	Avg	AST	PF	BS	ST	PTS	Avg
02-03	Asheville	48	1491	290	664	43.7	191	240	79.6	79	209	194	4.0	116	124	40	111	850	17.7
08-09	BAK-RIO	45	982	166	394	42.1	77	95	81.1	60	172	113	2.5	50	80	23	44	469	10.4
09-10	Iowa	48	1291	199	516	38.6	119	145	82.1	89	265	128	2.7	52	92	25	109	606	12.6
Career		141	3761	654	1573	41.6	387	480	80.6	228	646	435	3.1	218	296	88	264	1923	13.6

PLAYOFF RECORD

Year	Team	G	MIN	FGM	FGA	Pct	FTM	FTA	Pct	3	3A	REB	Avg	AST	PF	BS	ST	PTS	Avg
02-03	Asheville	2	32	3	10	30.0	2	2	100.0	0	0	5	2.5	1	2	0	0	8	4.0
08-09	Iowa	1	5	1	4	25.0	0	0	0.0	1	3	0	.0	1	2	0	0	3	3.0
09-10	Iowa	6	216	34	98	34.7	16	22	72.7	9	46	20	3.3	10	22	3	19	93	15.5
Career		9	253	38	112	33.9	18	24	75.0	10	49	25	2.8	12	26	3	19	104	11.6

CEZARY TRYBANSKI

Height: 7-1 Country: Poland
Weight: 240 Birthdate: September 22, 1979

REGULAR SEASON RECORD

Year	Team	G	MIN	FGM	FGA	Pct	FTM	FTA	Pct	3	3A	REB	Avg	AST	PF	BS	ST	PTS	Avg
05-06	Tulsa	43	708	56	101	55.4	48	68	70.6	0	0	146	3.4	20	96	87	16	160	3.7
06-07	Tulsa	48	1101	90	162	55.6	54	67	80.6	0	1	230	4.8	25	125	121	9	234	4.9
08-09	Reno	12	196	24	40	60.0	14	18	77.8	0	0	52	4.3	1	23	29	1	62	5.2
09-10	Reno	47	768	119	180	66.1	106	153	69.3	0	0	181	3.9	27	95	84	18	344	7.3
Career		150	2773	289	483	59.8	222	306	72.5	0	1	609	4.1	73	339	321	44	800	5.3

PLAYOFF RECORD

Year	Team	G	MIN	FGM	FGA	Pct	FTM	FTA	Pct	3	3A	REB	Avg	AST	PF	BS	ST	PTS	Avg
09-10	Reno	1	5	1	2	50.0	0	0	0.0	0	0	1	1.0	0	1	0	0	2	2.0

DAR TUCKER

Height: 6-4 College: DePaul
Weight: 205 Birthdate: April 11, 1988

REGULAR SEASON RECORD

Year	Team	G	MIN	FGM	FGA	Pct	FTM	FTA	Pct	3	3A	REB	Avg	AST	PF	BS	ST	PTS	Avg
09-10	Los Angeles	46	982	203	480	42.3	100	150	66.7	23	111	181	3.9	78	79	11	42	529	11.5

MARK TYNDALE



Height: 6-5 College: Temple
Weight: 210 Birthdate: January 4, 1986

REGULAR SEASON RECORD

Year	Team	G	MIN	FGM	FGA	Pct	FTM	FTA	Pct	3	3A	REB	Avg	AST	PF	BS	ST	PTS	Avg
08-09	Iowa	16	441	61	124	49.2	51	75	68.0	4	12	74	4.6	24	41	10	20	177	11.1
09-10	Iowa	50	1163	203	380	53.4	197	283	69.6	11	41	179	3.6	105	82	14	69	614	12.3
Career		66	1603	264	504	52.4	248	358	69.3	15	53	253	3.8	129	123	24	89	791	12.0

PLAYOFF RECORD

Year	Team	G	MIN	FGM	FGA	Pct	FTM	FTA	Pct	3	3A	REB	Avg	AST	PF	BS	ST	PTS	Avg
08-09	Iowa	1	24	3	8	37.5	4	5	80.0	0	1	6	6.0	3	4	0	5	10	10.0
09-10	Iowa	6	167	27	59	45.8	46	56	82.1	3	12	28	4.7	13	18	1	4	103	17.2
Career		7	191	30	67	44.8	50	61	82.0	3	13	34	4.9	16	22	1	9	113	16.1

CORY UNDERWOOD

Height: 6-10 College: Southern University
Weight: 235 Birthdate: February 13, 1980

REGULAR SEASON RECORD

Year	Team	G	MIN	FGM	FGA	Pct	FTM	FTA	Pct	3	3A	REB	Avg	AST	PF	BS	ST	PTS	Avg
07-08	Albuquerque	36	571	87	207	42.0	41	62	66.1	1	3	104	2.9	20	91	22	17	216	6.0
08-09	Albuquerque	20	502	89	179	49.7	43	70	61.4	0	0	96	4.8	20	53	7	13	221	11.1
09-10	ABQ-IDA-DAK	21	418	69	143	48.3	27	42	64.3	0	3	79	3.8	18	60	6	11	165	7.9
Career		77	1495	247	535	46.2	112	176	63.6	1	8	280	3.6	55	208	35	41	607	7.9

PLAYOFF RECORD

Year	Team	G	MIN	FGM	FGA	Pct	FTM	FTA	Pct	3	3A	REB	Avg	AST	PF	BS	ST	PTS	Avg
09-10	Austin	5	38	6	11	54.5	2	4	50.0	0	0	6	1.2	2	13	3	0	14	2.8

BILL WALKER

Height: 6-6 College: Kansas State
Weight: 220 Birthdate: October 9, 1987
NBA Assignment History: 2008-09, Boston to Utah; 2009-10, Boston to Maine

REGULAR SEASON RECORD

Year	Team	G	MIN	FGM	FGA	Pct	FTM	FTA	Pct	3	3A	REB	Avg	AST	PF	BS	ST	PTS	Avg
08-09	Utah	15	457	103	185	55.7	65	81	80.2	12	30	79	5.3	23	58	10	20	283	18.9
09-10	Maine	9	275	54	114	47.4	39	42	92.9	10	26	58	6.4	16	32	5	4	157	17.4
Career		24	731	157	299	52.5	102	121	84.3	22	56	137	5.7	39	92	15	24	438	18.3

JONATHAN WALLACE

Height: 6-1 College: Georgetown
Weight: 185 Birthdate: May 16, 1986

REGULAR SEASON RECORD

Year	Team	G	MIN	FGM	FGA	Pct	FTM	FTA	Pct	3	3A	REB	Avg	AST	PF	BS	ST	PTS	Avg
09-10	RGV	50	1382	158	358	44.1	86	97	88.7	84	201	106	2.1	156	124	0	47	486	9.7

PLAYOFF RECORD

Year	Team	G	MIN	FGM	FGA	Pct	FTM	FTA	Pct	3	3A	REB	Avg	AST	PF	BS	ST	PTS	Avg
09-10	RGV	8	278	32	62	51.6	25	29	86.2	16	34	26	3.3	20	24	0	7	105	13.1

DERON WASHINGTON



Height: 6-7 College: Virginia Tech
Weight: 215 Birthdate: December 12, 1985

REGULAR SEASON RECORD

Year	Team	G	MIN	FGM	FGA	Pct	FTM	FTA	Pct	3	3A	REB	Avg	AST	PF	BS	ST	PTS	Avg
09-10	TUL-LAD	49	1280	175	432	40.5	163	225	72.4	32	107	220	4.5	88	166	32	39	545	11.1

PLAYOFF RECORD

Year	Team	G	MIN	FGM	FGA	Pct	FTM	FTA	Pct	3	3A	REB	Avg	AST	PF	BS	ST	PTS	Avg
09-10	Tulsa	8	226	33	87	37.9	59	75	78.7	5	19	47	5.9	10	36	2	12	130	16.3

KYLE WEAVER

Height: 6-6 College: Washington State
Weight: 201 Birthdate: February 18, 1986
NBA Assignment History: 2008-09, Oklahoma City to Tulsa; 2009-10, Oklahoma City to Tulsa

REGULAR SEASON RECORD

Year	Team	G	MIN	FGM	FGA	Pct	FTM	FTA	Pct	3	3A	REB	Avg	AST	PF	BS	ST	PTS	Avg
08-09	Tulsa	2	89	14	27	51.9	5	6	83.3	1	6	15	7.5	18	5	4	6	34	17.0
09-10	Tulsa	5	214	26	63	41.3	5	5	100.0	5	15	27	5.4	36	17	7	7	62	12.4
Career		7	303	40	90	44.4	10	11	90.9	6	21	42	6.0	54	22	11	13	96	13.7

PLAYOFF RECORD

Year	Team	G	MIN	FGM	FGA	Pct	FTM	FTA	Pct	3	3A	REB	Avg	AST	PF	BS	ST	PTS	Avg
09-10	Tulsa		162	31	60	51.7	22	27	81.5	12	21	24	6.0	23	13	6	8	96	24.0

RODNEY WEBB



Height: 6-7 College: Florida Atlantic
Weight: 240 Birthdate: August 5, 1983

REGULAR SEASON RECORD

Year	Team	G	MIN	FGM	FGA	Pct	FTM	FTA	Pct	3	3A	REB	Avg	AST	PF	BS	ST	PTS	Avg
09-10	BAK-TUL-LAD	46	977	137	290	47.2	55	81	67.9	1	3	220	4.8	40	110	37	31	330	7.2

MARIO WEST

Height: 6-5 College: Georgia Tech
Weight: 210 Birthdate: June 19, 1984
GATORADE Call-Up History: 2009-10, Maine to Atlanta

REGULAR SEASON RECORD

Year	Team	G	MIN	FGM	FGA	Pct	FTM	FTA	Pct	3	3A	REB	Avg	AST	PF	BS	ST	PTS	Avg
09-10	Maine	11	327	50	102	49.0	45	67	67.2	6	24	32	2.9	45	32	5	14	151	13.7

CARLOS WHEELER

Height: 6-7 College: Campbellsville
Weight: 220 Birthdate: May 16, 1978

REGULAR SEASON RECORD

Year	Team	G	MIN	FGM	FGA	Pct	FTM	FTA	Pct	3	3A	REB	Avg	AST	PF	BS	ST	PTS	Avg
08-09	Utah	50	1093	161	318	50.6	96	140	68.6	4	24	267	5.3	52	127	22	34	422	8.4
09-10	Utah	43	1272	209	410	51.0	120	173	69.4	5	25	315	7.3	92	124	29	41	543	12.6
Career		93	2369	369	726	50.8	217	314	69.1	9	49	582	6.3	144	251	51	75	964	10.4

PLAYOFF RECORD

Year	Team	G	MIN	FGM	FGA	Pct	FTM	FTA	Pct	3	3A	REB	Avg	AST	PF	BS	ST	PTS	Avg
08-09	Utah	50	1093	161	318	50.6	96	140	68.6	4	24	267	5.3	52	127	22	34	422	8.4

D.J. WHITE

Height: 6-9 College: Indiana
Weight: 251 Birthdate: August 31, 1986
NBA Assignment History: 2008-09, Oklahoma City to Tulsa; 2009-10, Oklahoma City to Tulsa

REGULAR SEASON RECORD

Year	Team	G	MIN	FGM	FGA	Pct	FTM	FTA	Pct	3	3A	REB	Avg	AST	PF	BS	ST	PTS	Avg
08-09	Tulsa	6	188	46	82	56.1	18	21	85.7	0	0	43	7.2	7	17	9	4	110	18.3
09-10	Tulsa	10	394	84	138	60.9	34	39	87.2	0	1	111	11.1	12	31	14	7	202	20.2
Career		16	582	130	220	59.1	52	60	86.7	0	1	154	9.6	19	48	23	11	312	19.5

PLAYOFF RECORD

Year	Team	G	MIN	FGM	FGA	Pct	FTM	FTA	Pct	3	3A	REB	Avg	AST	PF	BS	ST	PTS	Avg
09-10	Tulsa	1	29	8	13	61.5	5	7	71.4	0	0	5	5.0	4	3	0	0	21	21.0

TRE WHITTED



Height: 6-4 College: Marshall
Weight: 205 Birthdate: Decmeber 5, 1984

REGULAR SEASON RECORD

Year	Team	G	MIN	FGM	FGA	Pct	FTM	FTA	Pct	3	3A	REB	Avg	AST	PF	BS	ST	PTS	Avg
09-10	Springfield	47	1283	155	386	40.2	70	86	81.4	40	118	112	2.4	90	96	4	30	420	8.9

JOHN WILLIAMS



Height: 6-0 College: Bryant
Weight: 175 Birthdate: Decmeber 8, 1984

REGULAR SEASON RECORD

Year	Team	G	MIN	FGM	FGA	Pct	FTM	FTA	Pct	3	3A	REB	Avg	AST	PF	BS	ST	PTS	Avg
09-10	Bakersfield	37	767	103	243	42.4	54	67	80.6	58	136	44	1.2	113	62	1	28	318	8.6

LATAVIOUS WILLIAMS



Height: 6-8 College: Christian Life Academy (HS)
Weight: 195 Birthdate: March 29, 1989

REGULAR SEASON RECORD

Year	Team	G	MIN	FGM	FGA	Pct	FTM	FTA	Pct	3	3A	REB	Avg	AST	PF	BS	ST	PTS	Avg
09-10	Tulsa	47	969	152	288	52.8	61	100	61.0	1	12	361	7.7	32	111	35	32	366	7.8

PLAYOFF RECORD

Year	Team	G	MIN	FGM	FGA	Pct	FTM	FTA	Pct	3	3A	REB	Avg	AST	PF	BS	ST	PTS	Avg
09-10	Tulsa	7	139	30	49	61.2	19	26	73.1	0	2	56	8.0	4	13	5	2	79	11.3

MARCUS WILLIAMS



Height: 6-7 College: Arizona
Weight: 205 Birthdate: November 18, 1986
GATORADE Call-Up History: 2007-08, Austin to San Antonio, Austin to L.A. Clippers; 2008-09, Austin to San Antonio
NBA Assignment History: 2008-09, San Antonio to Austin

REGULAR SEASON RECORD

Year	Team	G	MIN	FGM	FGA	Pct	FTM	FTA	Pct	3	3A	REB	Avg	AST	PF	BS	ST	PTS	Avg
07-08	Austin	36	1259	272	522	52.1	118	145	81.4	30	86	251	7.0	112	91	26	53	692	19.2
08-09	Austin	45	1924	382	852	44.8	227	271	83.8	46	143	313	7.0	240	118	27	77	1037	23.0
09-10	Austin	8	330	71	126	56.3	44	53	83.0	8	24	43	5.4	38	28	2	6	194	24.3
Career		89	3516	724	1499	48.3	389	469	82.9	84	253	606	6.8	390	237	55	136	1921	21.6

PLAYOFF RECORD

Year	Team	G	MIN	FGM	FGA	Pct	FTM	FTA	Pct	3	3A	REB	Avg	AST	PF	BS	ST	PTS	Avg
08-09	Austin	2	101	25	55	45.5	9	14	64.3	7	10	21	10.5	20	5	0	3	66	33.0
09-10	Austin	5	211	29	85	34.1	21	25	84.0	3	16	35	7.0	31	15	0	9	82	16.4
Career		7	312	54	140	38.6	30	39	76.9	10	26	56	8.0	51	20	0	12	148	21.1

MIKE WILLIAMS

Height: 6-11 College: Bryan College
Weight: 245 Birthdate: January 21, 1982

REGULAR SEASON RECORD

Year	Team	G	MIN	FGM	FGA	Pct	FTM	FTA	Pct	3	3A	REB	Avg	AST	PF	BS	ST	PTS	Avg
09-10	Maine	8	79	6	10	60.0	3	7	42.9	1	1	17	2.1	2	11	7	0	16	2.0

REGGIE WILLIAMS



Height: 6-6 College: Virginia Military Institute
Weight: 210 Birthdate: September 14, 1986
GATORADE Call-Up History: 2009-10, Sioux Falls to Golden State

REGULAR SEASON RECORD

Year	Team	G	MIN	FGM	FGA	Pct	FTM	FTA	Pct	3	3A	REB	Avg	AST	PF	BS	ST	PTS	Avg
09-10	Sx. Falls	31	1240	298	517	57.6	164	199	82.4	57	139	172	5.5	98	67	7	48	817	26.4

RODERICK WILMONT

Height: 6-4 College: Indiana
Weight: 200 Birthdate: July 28, 1983

REGULAR SEASON RECORD

Year	Team	G	MIN	FGM	FGA	Pct	FTM	FTA	Pct	3	3A	REB	Avg	AST	PF	BS	ST	PTS	Avg
07-08	Fort Wayne	50	1420	207	564	36.7	99	135	73.3	74	249	146	2.9	39	86	7	50	587	11.7
09-10	Fort Wayne	48	1333	161	450	35.8	83	117	70.9	59	186	178	3.7	63	75	1	47	464	9.7
Career		98	2753	368	1014	36.3	182	252	72.2	133	435	324	3.3	102	161	8	97	1051	10.7

CRAIG WINDER

Height: 6-2 College: Texas
Weight: 190 Birthdate: April 14, 1984

REGULAR SEASON RECORD

Year	Team	G	MIN	FGM	FGA	Pct	FTM	FTA	Pct	3	3A	REB	Avg	AST	PF	BS	ST	PTS	Avg
07-08	RGV	42	762	122	316	38.6	43	64	67.2	50	141	102	2.4	56	110	9	27	337	8.0
08-09	RGV	46	741	149	338	44.1	88	111	79.3	23	78	113	2.5	82	104	11	44	409	8.9
09-10	RGV	29	652	145	288	50.3	99	127	78.0	26	70	105	3.6	64	73	11	36	415	14.3
Career		117	2159	414	939	44.1	230	302	76.2	99	288	325	2.8	203	289	31	109	1157	9.9

PLAYOFF RECORD

Year	Team	G	MIN	FGM	FGA	Pct	FTM	FTA	Pct	3	3A	REB	Avg	AST	PF	BS	ST	PTS	Avg
09-10	RGV	8	199	43	99	43.4	34	43	79.1	8	26	43	5.4	16	24	1	13	128	16.0

MAJOR WINGATE

Height: 6-10 College: Tennessee
Weight: 250 Birthdate: November 10, 1983

REGULAR SEASON RECORD

Year	Team	G	MIN	FGM	FGA	Pct	FTM	FTA	Pct	3	3A	REB	Avg	AST	PF	BS	ST	PTS	Avg
09-10	Springfield	18	468	49	109	45.0	38	57	66.7	0	0	98	5.4	30	56	21	6	136	7.6

JEREMY WISE



Height: 6-1 College: Southern Mississippi
Weight: 230 Birthdate: March 13, 1986

REGULAR SEASON RECORD

Year	Team	G	MIN	FGM	FGA	Pct	FTM	FTA	Pct	3	3A	REB	Avg	AST	PF	BS	ST	PTS	Avg
09-10	Bakersfield	45	1453	259	499	51.9	198	234	84.6	33	88	144	3.2	228	137	23	59	749	16.6

CURTIS WITHERS

Height: 6-8 College: North Carolina - Charlotte
Weight: 230 Birthdate: August 2, 1984

REGULAR SEASON RECORD

Year	Team	G	MIN	FGM	FGA	Pct	FTM	FTA	Pct	3	3A	REB	Avg	AST	PF	BS	ST	PTS	Avg
09-10	Dakota	50	1224	201	405	49.6	160	232	69.0	1	4	337	6.7	45	154	40	59	563	11.3

PLAYOFF RECORD

Year	Team	G	MIN	FGM	FGA	Pct	FTM	FTA	Pct	3	3A	REB	Avg	AST	PF	BS	ST	PTS	Avg
09-10	Dakota	3	84	13	28	46.4	9	18	50.0	0	0	19	6.3	10	7	4	5	35	11.7

HORACE WORMELY

Height: 5-7 College: N/A
Weight: 160 Birthdate: October 12, 1984

REGULAR SEASON RECORD

Year	Team	G	MIN	FGM	FGA	Pct	FTM	FTA	Pct	3	3A	REB	Avg	AST	PF	BS	ST	PTS	Avg
09-10	Los Angeles	43	1232	97	233	41.6	75	92	81.5	27	77	121	2.8	165	104	1	44	296	6.9

AKEEM WRIGHT



Height: 6-6 College: Kansas State
Weight: 215 Birthdate: November 1, 1984

REGULAR SEASON RECORD

Year	Team	G	MIN	FGM	FGA	Pct	FTM	FTA	Pct	3	3A	REB	Avg	AST	PF	BS	ST	PTS	Avg
09-10	Bakersfield	2	28	2	11	18.2	4	7	57.1	0	1	5	2.5	0	1	0	0	8	4.0

JAMES WRIGHT

Height: 6-0 College: Colorado
Weight: 165 Birthdate: June 26, 1981

REGULAR SEASON RECORD

Year	Team	G	MIN	FGM	FGA	Pct	FTM	FTA	Pct	3	3A	REB	Avg	AST	PF	BS	ST	PTS	Avg
08-09	Albuquerque	19	316	48	92	52.2	8	14	57.1	3	15	22	1.2	19	26	1	6	107	5.6
09-10	Los Angeles	30	812	168	331	50.8	48	64	75.0	17	44	44	1.5	90	27	3	16	401	13.4
Career		49	1114	214	418	51.2	55	76	72.4	20	57	66	1.3	111	49	4	22	503	10.3

MARTIN ZENO

Height: 6-5 College: Texas Tech
Weight: 205 Birthdate: November 15, 1985

REGULAR SEASON RECORD

Year	Team	G	MIN	FGM	FGA	Pct	FTM	FTA	Pct	3	3A	REB	Avg	AST	PF	BS	ST	PTS	Avg
09-10	Erie	12	232	25	69	36.2	9	22	40.9	0	7	28	2.3	20	18	1	10	59	4.9

ALL-TIME GATORADE CALL-UPS

CORY ALEXANDER



Height: 6-1 College: Virginia
Weight: 190 Birthdate:June 22, 1973
GATORADE Call-Up History: 2004-05, Roanoke to Charlotte

REGULAR SEASON RECORD

Year	Team	G	MIN	FGM	FGA	Pct	FTM	FTA	Pct	3	3A	REB	Avg	AST	PF	BS	ST	PTS	Avg
02-03	Roanoke	50	1794	288	693	41.6	186	230	80.9	65	208	206	4.1	306	144	10	99	827	16.5
04-05	Roanoke	32	1107	174	405	43.0	154	186	82.8	23	60	114	3.6	267	84	5	69	525	16.4
Career		82	2901	462	1098	42.1	340	416	81.7	88	268	320	3.9	573	228	15	168	1352	16.5

PLAYOFF RECORD

Year	Team	G	MIN	FGM	FGA	Pct	FTM	FTA	Pct	3	3A	REB	Avg	AST	PF	BS	ST	PTS	Avg
02-03	Roanoke	2	71	14	32	43.8	13	15	86.7	6	10	8	4.0	14	6	0	6	47	23.5

RAFER ALSTON



Height: 6-2 College: Fresno St.
Weight: 177 Birthdate: July 24, 1976
GATORADE Call-Up History: Mobile to Toronto

REGULAR SEASON RECORD

Year	Team	G	MIN	FGM	FGA	Pct	FTM	FTA	Pct	3	3A	REB	Avg	AST	PF	BS	ST	PTS	Avg
02-03	Mobile	6	217	38	84	45.2	13	17	76.5	6	13	23	3.8	58	17	0	9	95	15.8

LOUIS AMUNDSON



Height: 6-9 College: UNLV
Weight: 230 Birthdate: December 7, 1982
GATORADE Call-Up History: 2006-07, Colorado to Utah

REGULAR SEASON RECORD

Year	Team	G	MIN	FGM	FGA	Pct	FTM	FTA	Pct	3	3A	REB	Avg	AST	PF	BS	ST	PTS	Avg
06-07	Colorado	25	631	117	208	56.3	43	88	48.9	0	2	189	7.6	18	79	62	19	277	11.1

CHRIS ANDERSEN

Height: 6-10 College: Blinn CC
Weight: 227 Birthdate: July 7, 1978
GATORADE Call-Up History: 2001-02 - Fayetteville to Denver

REGULAR SEASON RECORD

Year	Team	G	MIN	FGM	FGA	Pct	FTM	FTA	Pct	3	3A	REB	Avg	AST	PF	BS	ST	PTS	Avg
01-02	Fayetteville	3	42	4	9	44.4	6	8	75.0	0	1	11	3.7	1	6	5	3	14	4.7

ALAN ANDERSON



Height: 6-6 College: Michigan State
Weight: 220 Birthdate: October 16, 1982
GATORADE Call-Up History: 2006-07, Tulsa to Charlotte

REGULAR SEASON RECORD

Year	Team	G	MIN	FGM	FGA	Pct	FTM	FTA	Pct	3	3A	REB	Avg	AST	PF	BS	ST	PTS	Avg
06-07	Tulsa	26	748	152	279	54.5	87	100	87.0	19	42	100	3.8	69	77	0	26	410	15.8

KELENNA AZUBUIKE



Height: 6-0 College: Kentucky
Weight: 220 Birthdate: December 16, 1983
Gatorade Call-Up History: 2006-07, Fort Worth to Golden State

REGULAR SEASON RECORD

Year	Team	G	MIN	FGM	FGA	Pct	FTM	FTA	Pct	3	3A	REB	Avg	AST	PF	BS	ST	PTS	Avg
05-06	Fort Worth	41	1051	193	380	50.8	101	129	78.3	29	79	165	4.0	60	77	11	29	516	12.6
06-07	Fort Worth	12	503	113	220	51.4	54	68	79.4	32	66	60	5.0	38	26	7	14	312	26.0
Career		53	1554	306	600	51.0	155	197	78.7	61	145	225	4.2	98	103	18	43	828	15.6

PLAYOFF RECORD

Year	Team	G	MIN	FGM	FGA	Pct	FTM	FTA	Pct	3	3A	REB	Avg	AST	PF	BS	ST	PTS	Avg
05-06	Fort Worth	2	77	11	26	42.3	13	19	68.4	2	3	14	7.0	5	3	0	3	37	18.5

COREY BENJAMIN

Height: 6-6 College: Oregon State
Weight: 200 Birthdate: February 24, 1978
GATORADE Call-Up History: 2002-03 - North Charleston to Atlanta

REGULAR SEASON RECORD

Year	Team	G	MIN	FGM	FGA	Pct	FTM	FTA	Pct	3	3A	REB	Avg	AST	PF	BS	ST	PTS	Avg
02-03	N. Charles	38	1064	231	502	46.0	134	177	75.7	36	84	157	4.1	64	131	18	30	632	16.6

PLAYOFF RECORD

Year	Team	G	MIN	FGM	FGA	Pct	FTM	FTA	Pct	3	3A	REB	Avg	AST	PF	BS	ST	PTS	Avg
02-03	N. Charles	2	42	9	19	47.4	10	10	100.0	1	4	5	2.5	4	6	0	1	29	14.5

DEVIN BROWN

Height: 6-5 College: Texas - San Antonio
Weight: 210 Birthdate: December 30, 1978
GATORADE Call-Up History: 2002-03, Fayetteville to San Antonio, Fayetteville to Denver

REGULAR SEASON RECORD

Year	Team	G	MIN	FGM	FGA	Pct	FTM	FTA	Pct	3	3A	REB	Avg	AST	PF	BS	ST	PTS	Avg
02-03	Fayetteville	44	1086	270	540	50.0	185	225	82.2	17	46	182	4.1	88	108	8	38	742	16.9

PLAYOFF RECORD

Year	Team	G	MIN	FGM	FGA	Pct	FTM	FTA	Pct	3	3A	REB	Avg	AST	PF	BS	ST	PTS	Avg
02-03	Fayetteville	2	41	8	15	53.3	13	16	81.3	0	0	7	3.5	5	4	0	1	29	14.5

ERNEST BROWN



Height: 6-11 College: Indian Hills CC
Weight: 220 Birthdate: May 17, 1979
GATORADE Call-Up History: 2003-04, Fayetteville to Boston

REGULAR SEASON RECORD

Year	Team	G	MIN	FGM	FGA	Pct	FTM	FTA	Pct	3	3A	REB	Avg	AST	PF	BS	ST	PTS	Avg
02-03	Mobile	50	1255	203	405	50.1	124	188	66.0	0	0	278	5.6	35	146	68	20	530	10.6
03-04	Fayetteville	11	326	62	110	56.4	33	49	67.3	0	0	99	9.0	10	39	16	11	157	14.3
04-05	Fayetteville	22	726	120	265	45.3	75	114	65.8	0	1	170	7.7	27	74	38	13	315	14.3
Career		83	2307	385	780	49.4	232	351	66.1	0	1	547	6.6	72	259	122	44	1002	12.1

PLAYOFF RECORD

Year	Team	G	MIN	FGM	FGA	Pct	FTM	FTA	Pct	3	3A	REB	Avg	AST	PF	BS	ST	PTS	Avg
02-03	Mobile	5	98	12	29	41.4	9	12	75.0	0	0	18	3.6	3	10	4	1	33	6.6

WILL BYNUM



Height: 5-10 College: Georgia Tech
Weight: 185 Birthdate: January 4, 1983
GATORADE Call-Up History: 2005-06, Roanoke to Golden State

REGULAR SEASON RECORD

Year	Team	G	MIN	FGM	FGA	Pct	FTM	FTA	Pct	3	3A	REB	Avg	AST	PF	BS	ST	PTS	Avg
05-06	Roanoke	29	1094	206	440	46.8	260	305	85.2	25	83	83	2.9	193	101	2	48	697	24.0

MATT CARROLL



Height: 6-6 College: Notre Dame
Weight: 212 Birthdate: August 28, 1980
GATORADE Call-Up History: 2003-04, Roanoke to San Antonio

REGULAR SEASON RECORD

Year	Team	G	MIN	FGM	FGA	Pct	FTM	FTA	Pct	3	3A	REB	Avg	AST	PF	BS	ST	PTS	Avg
03-04	Roanoke	11	356	62	146	42.5	35	39	89.7	12	33	31	2.8	25	19	2	6	171	15.5
04-05	Roanoke	24	761	177	352	50.3	106	123	86.2	23	38	67	2.8	38	56	11	26	483	20.1
Career		35	1117	239	498	48.0	141	162	87.0	35	71	98	2.8	63	75	13	32	654	18.7

JASON COLLIER

Height: 7-1 College: Georgia Tech
Weight: 260 Birthdate: September 8, 1977; Died: October 15, 2005
GATORADE Call-Up History: 2003-04, Fayetteville to Atlanta

REGULAR SEASON RECORD

Year	Team	G	MIN	FGM	FGA	Pct	FTM	FTA	Pct	3	3A	REB	Avg	AST	PF	BS	ST	PTS	Avg
03-04	Fayetteville	30	845	159	348	45.7	142	175	81.1	2	13	216	7.2	24	95	24	15	462	15.4

OMAR COOK

Height: 6-2 College: St. John's
Weight: 190 Birthdate: January 28, 1982
GATORADE Call-Up History: 2001-02 Fayetteville to Boston; 2003-04, Fayetteville to Portland; 2004-05, Fayetteville to Toronto

REGULAR SEASON RECORD

Year	Team	G	MIN	FGM	FGA	Pct	FTM	FTA	Pct	3	3A	REB	Avg	AST	PF	BS	ST	PTS	Avg
01-02	Fayetteville	35	1105	139	366	38.0	109	142	76.8	41	107	103	2.9	272	109	0	53	428	12.2
02-03	Fayetteville	50	1099	124	342	36.3	87	123	70.7	34	107	117	2.3	268	116	3	78	369	7.4
03-04	Fayetteville	24	981	84	239	35.1	73	93	78.5	4	33	89	3.7	215	72	4	63	245	10.2
04-05	Fayetteville	44	1677	205	508	40.4	87	121	71.9	11	31	159	3.6	380	112	5	92	508	11.5
Career		153	4862	552	1455	37.9	356	479	74.3	90	278	468	3.1	1135	409	12	286	1550	10.1

PLAYOFF RECORD

Year	Team	G	MIN	FGM	FGA	Pct	FTM	FTA	Pct	3	3A	REB	Avg	AST	PF	BS	ST	PTS	Avg
02-03	Fayetteville	5	123	17	34	50.0	11	16	68.8	6	15	15	3.0	25	12	0	1	51	10.2

JERMAREO DAVIDSON



Height: 6-10 College: Alabama
Weight: 230 Birthdate: November 15, 1984
GATORADE Call-Up History: 2008-09, Idaho to Golden State
NBA Assignment History: 2007-08, Charlotte to Sioux Falls

REGULAR SEASON RECORD

Year	Team	G	MIN	FGM	FGA	Pct	FTM	FTA	Pct	3	3A	REB	Avg	AST	PF	BS	ST	PTS	Avg
07-08	Sx. Falls	6	187	43	90	47.8	22	30	73.3	0	2	59	9.8	5	20	6	8	108	18.0
08-09	Idaho	15	506	96	185	51.9	50	64	78.1	0	0	162	10.8	29	43	23	10	242	16.1
Career		21	693	139	275	50.5	72	94	76.6	0	2	221	10.5	34	63	29	18	350	16.7

GUILLERMO DIAZ

Height: 6-2 College: Miami
Weight: 195 Birthdate: March 4, 1985
GATORADE Call-Up History: 2007-08, Anaheim to L.A. Clippers

REGULAR SEASON RECORD

Year	Team	G	MIN	FGM	FGA	Pct	FTM	FTA	Pct	3	3A	REB	Avg	AST	PF	BS	ST	PTS	Avg
07-08	Anaheim	22	761	131	292	44.9	114	135	84.4	22	68	88	4.0	69	41	4	20	398	18.1

KANIEL DICKENS



Height: 6-8 College: Idaho
Weight: 235 Birthdate: July 21, 1978
GATORADE Call-Up History: 2005-06, Fayetteville to L.A. Clippers; 2007-08, Colorado to Cleveland

REGULAR SEASON RECORD

Year	Team	G	MIN	FGM	FGA	Pct	FTM	FTA	Pct	3	3A	REB	Avg	AST	PF	BS	ST	PTS	Avg
01-02	FAY-MOB	27	376	42	109	38.5	50	76	65.8	5	20	66	2.4	3	56	9	15	139	5.1
05-06	Fayetteville	26	587	96	228	42.1	45	64	70.3	29	86	88	3.4	23	80	7	10	266	10.2
07-08	Colorado	38	1188	249	551	45.2	123	153	80.4	110	273	199	5.2	54	131	28	30	731	19.2
Career		91	2151	387	888	43.6	218	293	74.4	144	379	353	3.9	80	267	44	55	1136	12.5

PLAYOFF RECORD

Year	Team	G	MIN	FGM	FGA	Pct	FTM	FTA	Pct	3	3A	REB	Avg	AST	PF	BS	ST	PTS	Avg
07-08	Colorado	1	33	4	13	30.8	3	4	75.0	2	7	7	7.0	5	2	1	1	13	13.0

OBINNA EKEZIE

Height: 6-9 College: Maryland
Weight: 270 Birthdate: August 22, 1975
GATORADE Call-Up History: 2004-05, Columbus to Atlanta

REGULAR SEASON RECORD

Year	Team	G	MIN	FGM	FGA	Pct	FTM	FTA	Pct	3	3A	REB	Avg	AST	PF	BS	ST	PTS	Avg
04-05	Columbus	11	278	47	105	44.8	45	67	67.2	0	1	74	6.7	19	38	4	7	139	12.6

MARCUS FIZER



Height: 6-8 College: Iowa State
Weight: 260 Birthdate: August 10, 1978
GATORADE Call-Up History: 2005-06, Austin to Seattle, Austin to New Orleans

REGULAR SEASON RECORD

Year	Team	G	MIN	FGM	FGA	Pct	FTM	FTA	Pct	3	3A	REB	Avg	AST	PF	BS	ST	PTS	Avg
05-06	Austin	35	1210	286	557	51.3	207	279	74.2	17	53	272	7.8	116	121	17	29	796	22.7

ISAAC FONTAINE

Height: 6-3 College: Washington State
Weight: 210 Birthdate: April 16, 1975
GATORADE Call-Up History: 2001-02, Mobile to Memphis

REGULAR SEASON RECORD

Year	Team	G	MIN	FGM	FGA	Pct	FTM	FTA	Pct	3	3A	REB	Avg	AST	PF	BS	ST	PTS	Avg
01-02	Mobile	52	1544	305	654	46.6	229	253	90.5	67	158	161	3.1	109	137	13	42	906	17.4
02-03	Mobile	48	1205	190	452	42.0	116	138	84.1	61	138	111	2.3	103	124	2	41	557	11.6
03-04	Huntsville	8	228	30	82	36.6	19	24	79.2	5	24	28	3.5	16	24	2	4	84	10.5
Career		108	2977	525	1188	44.2	364	415	87.7	133	320	300	2.8	228	285	17	87	1547	14.3

POST SEASON RECORD

Year	Team	G	MIN	FGM	FGA	Pct	FTM	FTA	Pct	3	3A	REB	Avg	AST	PF	BS	ST	PTS	Avg
01-02	Mobile	3	82	15	39	38.5	10	13	76.9	5	15	6	2.0	5	9	0	5	45	15.0

QUINCY DOUBY

Height: 6-3 College: Rutgers
Weight: 175 Birthdate: May 16, 1984
GATORADE Call-Up History: 2008-09, Erie to Toronto

REGULAR SEASON RECORD

Year	Team	G	MIN	FGM	FGA	Pct	FTM	FTA	Pct	3	3A	REB	Avg	AST	PF	BS	ST	PTS	Avg
08-09	Erie	5	143	31	67	46.3	20	23	87.0	8	27	18	3.6	9	18	4	6	90	18.0

HIRAM FULLER

Height: 6-10 College: Fresno State
Weight: 240 Birthdate: May 13, 1981
GATORADE Call-Up History: 2003-04, Charleston to Atlanta

REGULAR SEASON RECORD

Year	Team	G	MIN	FGM	FGA	Pct	FTM	FTA	Pct	3	3A	REB	Avg	AST	PF	BS	ST	PTS	Avg
03-04	Charleston	40	945	114	252	45.2	85	143	59.4	0	2	279	7.0	28	160	76	21	313	7.8
04-05	Florida	41	1234	202	416	48.6	167	232	72.0	0	0	347	8.5	41	178	68	27	571	13.9
05-06	Florida	24	711	109	245	44.5	71	105	67.6	0	0	218	9.1	29	84	22	14	289	12.0
Career		105	2890	425	913	46.5	323	480	67.3	0	2	844	8.0	98	422	166	62	1173	11.2

POST SEASON RECORD

Year	Team	G	MIN	FGM	FGA	Pct	FTM	FTA	Pct	3	3A	REB	Avg	AST	PF	BS	ST	PTS	Avg
03-04	Charleston	1	24	3	5	60.0	3	3	100.0	0	0	6	6.0	1	5	1	0	9	9.0

TREMAINE FOWLKES



Height: 6-8 College: Fresno State
Weight: 220 Birthdate: April 11, 1976
GATORADE Call-Up History: 2001-02, Columbus to L.A. Clippers

REGULAR SEASON RECORD

Year	Team	G	MIN	FGM	FGA	Pct	FTM	FTA	Pct	3	3A	REB	Avg	AST	PF	BS	ST	PTS	Avg
01-02	Columbus	42	1338	212	513	41.3	269	364	73.9	8	39	242	5.8	63	131	11	35	701	16.7
04-05	Florida	10	248	28	80	35.0	35	58	60.3	1	6	41	4.1	12	25	1	17	92	9.2
06-07	Dakota	9	138	17	47	36.2	14	23	60.9	0	4	25	2.8	1	21	0	9	48	5.3
Career		61	1724	257	640	40.2	318	445	71.5	9	49	308	5.0	76	177	12	61	841	13.8

EDDIE GILL



Height: 6-0 College: Weber State
Weight: 190 Birthdate: August 16, 1978
GATORADE Call-Up History: 2007-08, Colorado to New Jersey, Colorado to Seattle; 2008-09, Colorado to Milwaukee

REGULAR SEASON RECORD

Year	Team	G	MIN	FGM	FGA	Pct	FTM	FTA	Pct	3	3A	REB	Avg	AST	PF	BS	ST	PTS	Avg
02-03	Asheville	35	1085	147	333	44.1	117	133	88.0	28	85	124	3.5	182	94	15	42	439	12.5
07-08	Colorado	37	1418	184	447	41.2	239	278	86.0	58	157	189	5.1	313	106	14	82	665	18.0
08-09	Colorado	40	1387	156	389	40.1	230	290	79.3	48	146	156	3.9	336	126	20	66	590	14.8
Career		112	3890	487	1169	41.7	586	701	83.6	134	388	469	4.2	831	326	49	190	1694	15.1

REGULAR SEASON RECORD

Year	Team	G	MIN	FGM	FGA	Pct	FTM	FTA	Pct	3	3A	REB	Avg	AST	PF	BS	ST	PTS	Avg
07-08	Colorado	1	38	3	11	27.3	0	0	0.0	2	7	1	1.0	8	5	0	3	8	8.0
08-09	Colorado	4	138	15	39	38.5	20	24	83.3	7	14	14	3.5	25	11	2	5	57	14.3
Career		5	176	18	50	36.0	20	24	83.3	9	21	15	3.0	33	16	2	8	65	13.0

ANTHONY GRUNDY

Height: 6-3 College: NC State
Weight: 185 Birthdate: April 15, 1979
GATORADE Call-Up History: 2005-06, Roanoke at Atlanta

REGULAR SEASON RECORD

Year	Team	G	MIN	FGM	FGA	Pct	FTM	FTA	Pct	3	3A	REB	Avg	AST	PF	BS	ST	PTS	Avg
05-06	Roanoke	44	1753	340	787	43.2	231	292	79.1	101	256	237	5.4	193	119	7	109	1012	23.0

JASON HART



Height: 6-2 College: Syracuse
Weight: 181 Birthdate: April 29, 1978
GATORADE Call-Up History: 2001-02, Asheville to San Antonio

REGULAR SEASON RECORD

Year	Team	G	MIN	FGM	FGA	Pct	FTM	FTA	Pct	3	3A	REB	Avg	AST	PF	BS	ST	PTS	Avg

CHUCK HAYES

Height: 6-6 College: Kentucky
Weight: 240 Birthdate: June 11, 1983
GATORADE Call-Up History: 2005-06, Albuquerque to Houston

REGULAR SEASON RECORD

Year	Team	G	MIN	FGM	FGA	Pct	FTM	FTA	Pct	3	3A	REB	Avg	AST	PF	BS	ST	PTS	Avg
05-06	Albuquerque	15	483	65	120	54.2	32	47	68.1	0	0	171	11.4	36	53	11	21	162	10.8

CHRIS HUNTER



Height: 6-11 College: Michigan
Weight: 240 Birthdate: July 7, 1984
GATORADE Call-Up History: 2008-09, Fort Wayne to New York

REGULAR SEASON RECORD

Year	Team	G	MIN	FGM	FGA	Pct	FTM	FTA	Pct	3	3A	REB	Avg	AST	PF	BS	ST	PTS	Avg
08-09	Fort Wayne	47	1536	353	641	55.1	197	243	81.1	3	15	441	9.4	39	175	56	37	906	19.3

ANTHONY JOHNSON

Height: 6-3 College: College of Charleston
Weight: 190 Birthdate:October 2, 1974
GATORADE Call-Up History: 2001-02, Mobile to New Jersey

REGULAR SEASON RECORD

Year	Team	G	MIN	FGM	FGA	Pct	FTM	FTA	Pct	3	3A	REB	Avg	AST	PF	BS	ST	PTS	Avg
01-02	Mobile	15	394	72	156	46.2	32	43	74.4	3	12	46	3.1	44	40	1	31	179	11.9

DERMARR JOHNSON

Height: 6-9 College: Cincinnati
Weight: 210 Birthdate: May 5, 1980
GATORADE Call-Up History: 2007-08, Austin to San Antonio (twice)

REGULAR SEASON RECORD

Year	Team	G	MIN	FGM	FGA	Pct	FTM	FTA	Pct	3	3A	REB	Avg	AST	PF	BS	ST	PTS	Avg
07-08	Austin	44	1564	256	576	44.4	134	161	83.2	109	278	202	4.6	80	121	27	60	755	17.2
08-09	Austin	8	170	21	63	33.3	11	17	64.7	9	33	25	3.1	5	11	2	4	62	7.8
Career		52	1734	277	639	43.3	145	178	81.5	118	311	227	4.4	85	132	29	64	817	15.7

BRANDIN KNIGHT



Height: 6-0 College: Pittsburgh
Weight: 175 Birthdate: December 16, 1981
GATORADE Call-Up History: 2003-04, Asheville to Houston

REGULAR SEASON RECORD

Year	Team	G	MIN	FGM	FGA	Pct	FTM	FTA	Pct	3	3A	REB	Avg	AST	PF	BS	ST	PTS	Avg
03-04	Asheville	38	907	128	273	46.9	41	61	67.2	5	25	89	2.3	186	98	7	68	302	7.9
04-05	Asheville	22	625	90	209	43.1	46	72	63.9	6	16	79	3.6	111	62	0	39	232	10.5
Career		60	1532	218	482	45.2	87	133	65.4	11	41	168	2.8	297	160	7	107	534	8.9

PLAYOFF RECORD

Year	Team	G	MIN	FGM	FGA	Pct	FTM	FTA	Pct	3	3A	REB	Avg	AST	PF	BS	ST	PTS	Avg
03-04	Asheville	2	49	8	20	40.0	2	2	100.0	0	0	5	2.5	9	5	0	4	18	9.0

KEITH LANGFORD

Height: 6-4 College: Kansas
Weight: 215 Birthdate: September 15, 1983
GATORADE Call-Up History: 2007-08, Austin to San Antonio

REGULAR SEASON RECORD

Year	Team	G	MIN	FGM	FGA	Pct	FTM	FTA	Pct	3	3A	REB	Avg	AST	PF	BS	ST	PTS	Avg
05-06	Fort Worth	46	1110	194	397	48.9	129	195	66.2	10	25	140	3.0	110	99	14	40	527	11.5
07-08	Austin	25	1025	222	425	52.2	125	176	71.0	45	113	143	5.7	94	62	7	40	614	24.6
Career		71	2135	416	822	50.6	254	371	68.5	55	138	283	4.0	204	161	21	80	1141	16.1

PLAYOFF RECORD

Year	Team	G	MIN	FGM	FGA	Pct	FTM	FTA	Pct	3	3A	REB	Avg	AST	PF	BS	ST	PTS	Avg
05-06	Fort Worth	2	78	16	33	48.5	18	25	72.0	0	5	12	6.0	9	6	0	3	50	25.0

RUSTY LARUE



Height: 6-3 College: Wake Forest
Weight: 190 Birthdate: December 10, 1973
GATORADE Call-Up History: 2001-02 Asheville to Utah; 2003-04, Asheville to Golden State

REGULAR SEASON RECORD

Year	Team	G	MIN	FGM	FGA	Pct	FTM	FTA	Pct	3	3A	REB	Avg	AST	PF	BS	ST	PTS	Avg
01-02	Asheville	26	728	107	242	44.2	47	52	90.4	52	121	68	2.6	73	38	3	30	313	12.0
03-04	Asheville	27	671	98	216	45.4	41	49	83.7	43	87	58	2.1	59	59	3	30	280	10.4
Career		53	1399	205	458	44.8	88	101	87.1	95	208	126	2.4	132	97	6	60	593	11.2

PLAYOFF RECORD

Year	Team	G	MIN	FGM	FGA	Pct	FTM	FTA	Pct	3	3A	REB	Avg	AST	PF	BS	ST	PTS	Avg
03-04	Asheville	2	46	4	12	33.3	0	0	0.0	0	6	7	3.5	4	4	1	1	8	4.0

STEPHANE LASME

Height: 6-6 College: Massachusetts
Weight: 213 Birthdate: December 17, 1982
GATORADE Call-Up History: 2007-08, Los Angeles to Miami

REGULAR SEASON RECORD

Year	Team	G	MIN	FGM	FGA	Pct	FTM	FTA	Pct	3	3A	REB	Avg	AST	PF	BS	ST	PTS	Avg
07-08	Los Angeles	37	1070	139	268	51.9	113	149	75.8	0	0	276	7.5	48	106	97	38	391	10.6

SHAUN LIVINGSTON

Height: 6-7 College: Peoria Central High School
Weight: 182 Birthdate: September 11, 1985
GATORADE Call-Up History: 2008-09, Tulsa to Oklahoma City

REGULAR SEASON RECORD

Year	Team	G	MIN	FGM	FGA	Pct	FTM	FTA	Pct	3	3A	REB	Avg	AST	PF	BS	ST	PTS	Avg
08-09	Tulsa	11	323	44	109	40.4	14	17	82.4	0	5	39	3.5	66	26	6	7	102	9.3

JOHN LUCAS

Height: 6-0 College: Oklahoma State
Weight: 180 Birthdate: November 21, 1982
GATORADE Call-Up History: 2005-06, Tulsa to Houston (twice)

REGULAR SEASON RECORD

Year	Team	G	MIN	FGM	FGA	Pct	FTM	FTA	Pct	3	3A	REB	Avg	AST	PF	BS	ST	PTS	Avg
05-06	Tulsa	35	1226	232	456	50.9	65	81	80.2	61	141	112	3.2	135	77	2	55	590	16.9
08-09	Colorado	21	628	129	266	48.5	16	17	94.1	43	97	50	2.4	93	40	1	12	317	15.1
Career		56	1854	361	722	50.0	81	98	82.7	104	238	162	2.9	228	117	3	67	907	16.2

REGULAR SEASON RECORD

Year	Team	G	MIN	FGM	FGA	Pct	FTM	FTA	Pct	3	3A	REB	Avg	AST	PF	BS	ST	PTS	Avg
08-09	Colorado	4	105	17	33	51.5	3	3	100.0	5	10	7	1.8	14	5	1	10	42	10.5

JELANI McCOY



Height: 6-10 College: UCLA
Weight: 245 Birthdate: December 6, 1977
GATORADE Call-Up History: 2007-08, Los Angeles to Denver

REGULAR SEASON RECORD

Year	Team	G	MIN	FGM	FGA	Pct	FTM	FTA	Pct	3	3A	REB	Avg	AST	PF	BS	ST	PTS	Avg
07-08	Los Angeles	36	1090	174	253	68.8	55	108	50.9	0	1	283	7.9	118	105	74	27	403	11.2

PLAYOFF RECORD

Year	Team	G	MIN	FGM	FGA	Pct	FTM	FTA	Pct	3	3A	REB	Avg	AST	PF	BS	ST	PTS	Avg
07-08	Los Angeles	2	71	15	21	71.4	5	7	71.4	0	0	16	8.0	7	9	5	1	35	17.5

POPS MENSAH-BONSU

Height: 6-9 College: George Washington
Weight: 240 Birthdate:September 7, 1983
GATORADE Call-Up History: 2008-09, Austin to San Antonio, Austin to Toronto
Assignment History: 2006-07, Dallas to Fort Worth

REGULAR SEASON RECORD

Year	Team	G	MIN	FGM	FGA	Pct	FTM	FTA	Pct	3	3A	REB	Avg	AST	PF	BS	ST	PTS	Avg
06-07	Fort Worth	26	797	154	275	56.0	104	173	60.1	0	0	271	10.4	15	100	33	20	412	15.8
08-09	Austin	8	318	76	125	60.8	61	87	70.1	0	2	104	13.0	19	37	20	12	213	26.6
Career		34	1115	230	400	57.5	165	260	63.5	0	2	375	11.0	34	137	53	32	625	18.4

MIKKI MOORE

Height: 6-11 College: Nebraska
Weight: 225 Birthdate: November 4, 1975
GATORADE Call-Up History: 2002-03, Roanoke to Boston, Roanoke to Atlanta; 2003-04, Roanoke to New Jersey,Roanoke to Utah (twice)

REGULAR SEASON RECORD

Year	Team	G	MIN	FGM	FGA	Pct	FTM	FTA	Pct	3	3A	REB	Avg	AST	PF	BS	ST	PTS	Avg
02-03	Roanoke	42	1409	252	477	52.8	164	218	75.2	6	24	352	8.4	104	162	67	28	674	16.0
03-04	Roanoke	17	687	122	226	54.0	101	132	76.5	2	10	152	8.9	48	60	29	16	347	20.4
Career		59	2096	374	703	53.2	265	350	75.7	8	34	504	8.5	152	222	96	44	1021	17.3

DEMETRIS NICHOLS



Height: 6-8 College: Syracuse
Weight: 216 Birthdate: April 9, 1984
GATORADE Call-Up History: 2008-09, Iowa to New York
NBA Assignment History: 2007-08, Chicago to Iowa

REGULAR SEASON RECORD

Year	Team	G	MIN	FGM	FGA	Pct	FTM	FTA	Pct	3	3A	REB	Avg	AST	PF	BS	ST	PTS	Avg
07-08	Iowa	14	523	103	246	41.9	42	54	77.8	22	66	59	4.2	40	44	14	16	270	19.3
08-09	Iowa	18	679	141	297	47.5	68	89	76.4	40	88	96	5.3	54	55	21	22	390	21.7
Career		32	1202	244	543	44.9	110	143	76.9	62	154	155	4.8	94	99	35	38	660	20.6

PLAYOFF RECORD

Year	Team	G	MIN	FGM	FGA	Pct	FTM	FTA	Pct	3	3A	REB	Avg	AST	PF	BS	ST	PTS	Avg
08-09	Iowa	1	42	8	21	38.1	1	2	50.0	2	8	4	4.0	3	1	2	0	19	19.0

SMUSH PARKER

Height: 6-3 College: Fordham
Weight: 190 Birthdate: June 1, 1981
GATORADE Call-Up History: 2004-05, Florida to Phoenix

REGULAR SEASON RECORD

Year	Team	G	MIN	FGM	FGA	Pct	FTM	FTA	Pct	3	3A	REB	Avg	AST	PF	BS	ST	PTS	Avg
04-05	Florida	23	833	166	348	47.7	94	129	72.9	14	32	109	4.7	209	65	10	70	440	19.1
08-09	RGV	18	651	104	239	43.5	72	107	67.3	30	73	81	4.5	135	62	5	41	310	17.2
Career		41	1484	270	587	46.0	166	236	70.3	44	105	190	4.6	344	127	15	111	750	18.3

DESMOND PENIGAR



Height: 6-5 College: Utah State
Weight: 245 Birthdate: July 16, 1981
GATORADE Call-Up History: 2003-04, Asheville to Orlando

REGULAR SEASON RECORD

Year	Team	G	MIN	FGM	FGA	Pct	FTM	FTA	Pct	3	3A	REB	Avg	AST	PF	BS	ST	PTS	Avg
03-04	Asheville	38	1109	308	608	50.7	98	125	78.4	32	86	245	6.4	54	129	20	52	746	19.6

PLAYOFF RECORD

Year	Team	G	MIN	FGM	FGA	Pct	FTM	FTA	Pct	3	3A	REB	Avg	AST	PF	BS	ST	PTS	Avg
03-04	Asheville	2	55	10	27	37.0	12	12	100.0	0	4	14	7.0	2	3	0	1	32	16.0

KEVINN PINKNEY



Height: 6-10 College: Nevada
Weight: 245 Birthdate: October 20, 1983
GATORADE Call-Up History: 2006-07, Bakersfield to Boston

REGULAR SEASON RECORD

Year	Team	G	MIN	FGM	FGA	Pct	FTM	FTA	Pct	3	3A	REB	Avg	AST	PF	BS	ST	PTS	Avg
06-07	Bakersfield	47	1628	333	650	51.2	204	261	78.2	5	19	338	7.2	88	171	29	62	875	18.6

KASIB POWELL



Height: 6-7 College: Texas Tech
Weight: 220 Birthdate: March 18, 1981
GATORADE Call-Up History: 2007-08, Sioux Falls to Miami (twice)

REGULAR SEASON RECORD

Year	Team	G	MIN	FGM	FGA	Pct	FTM	FTA	Pct	3	3A	REB	Avg	AST	PF	BS	ST	PTS	Avg
07-08	Sx. Falls	40	1541	345	679	50.8	144	207	69.6	54	131	240	6.0	119	131	26	55	888	22.2
08-09	Sx. Falls	20	655	146	300	48.7	52	76	68.4	27	82	80	4.0	82	48	9	30	371	18.6
Career		60	2196	491	979	50.2	196	283	69.3	81	213	320	5.3	201	179	35	85	1259	21.0

JEREMY RICHARDSON



Height: 6-7 College: Delta State
Weight: 190 Birthdate: February 11, 1983
GATORADE Call-Up History: 2006-07, Fort Worth to Atlanta; 2006-07, Fort Wayne to Memphis, Fort Wayne to San Antonio, Fort Wayne to Atlanta

REGULAR SEASON RECORD

Year	Team	G	MIN	FGM	FGA	Pct	FTM	FTA	Pct	3	3A	REB	Avg	AST	PF	BS	ST	PTS	Avg
06-07	Fort Worth	34	1051	231	511	45.2	89	109	81.7	42	114	103	3.0	59	104	10	28	593	17.4
07-08	Fort Wayne	12	467	113	253	44.7	58	68	85.3	20	52	73	6.1	19	32	5	14	304	25.3
Career		46	1518	344	764	45.0	147	177	83.1	62	166	176	3.8	78	136	15	42	897	19.5

PLAYOFF RECORD

Year	Team	G	MIN	FGM	FGA	Pct	FTM	FTA	Pct	3	3A	REB	Avg	AST	PF	BS	ST	PTS	Avg
06-07	Fort Worth	1	38	6	14	42.9	4	4	100.0	2	4	2	2.0	2	6	0	1	18	18.0

MELVIN SANDERS



Height: 6-5 College: Oklahoma State
Weight: 210 Birthdate: January 3, 1981
GATORADE Call-Up History: 2005-06, Fayetteville to San Antonio (twice)

REGULAR SEASON RECORD

Year	Team	G	MIN	FGM	FGA	Pct	FTM	FTA	Pct	3	3A	REB	Avg	AST	PF	BS	ST	PTS	Avg
05-06	Fayetteville	19	601	111	238	46.6	49	65	75.4	3	23	75	3.9	41	70	5	26	274	14.4

LUKE SCHENSCHER

Height: 7-1 College: Georgia Tech
Weight: 255 Birthdate: December 31, 1981
GATORADE Call-Up History: 2005-06, Fort Worth to Chicago; 2006-07, Fort Worth to Portland

REGULAR SEASON RECORD

Year	Team	G	MIN	FGM	FGA	Pct	FTM	FTA	Pct	3	3A	REB	Avg	AST	PF	BS	ST	PTS	Avg
05-06	Fort Worth	36	887	122	230	53.0	51	84	60.7	0	0	220	6.1	45	139	51	28	295	8.2
06-07	Fort Worth	34	823	133	260	51.2	59	84	70.2	0	0	234	6.9	24	110	38	19	325	9.6
Career		70	1710	255	490	52.0	110	168	65.5	0	0	454	6.5	69	249	89	47	620	8.9

MOUHAMED SENE



Height: 6-10 College: France
Weight: 230 Birthdate: May 12, 1985
GATORADE Call-Up History: 2008-09, Albuquerque to New York
NBA Assignment History: 2007-08, Seattle to Idaho; 2006-07, Seattle to Idaho

REGULAR SEASON RECORD

Year	Team	G	MIN	FGM	FGA	Pct	FTM	FTA	Pct	3	3A	REB	Avg	AST	PF	BS	ST	PTS	Avg
06-07	Idaho	15	322	58	113	51.3	32	54	59.3	0	0	108	7.2	5	48	23	10	148	9.9
07-08	Idaho	27	761	131	244	53.7	73	126	57.9	0	0	243	9.0	11	76	47	19	335	12.4
08-09	Albuquerque	10	303	43	85	50.6	14	26	53.8	0	0	104	10.4	6	23	37	9	100	10.0
Career		52	1386	232	442	52.5	119	206	57.8	0	0	455	8.8	22	147	107	38	583	11.2

ANSU SESAY



Height: 6-9 College: Mississippi
Weight: 225 Birthdate: July 29, 1976
GATORADE Call-Up History: 2001-02, Greenville to Seattle

REGULAR SEASON RECORD

Year	Team	G	MIN	FGM	FGA	Pct	FTM	FTA	Pct	3	3A	REB	Avg	AST	PF	BS	ST	PTS	Avg
01-02	Greenville	45	1376	230	522	44.1	163	220	74.1	3	21	205	4.6	112	117	35	39	626	13.9

PLAYOFF RECORD

Year	Team	G	MIN	FGM	FGA	Pct	FTM	FTA	Pct	3	3A	REB	Avg	AST	PF	BS	ST	PTS	Avg
01-02	Greenville	1	25	2	13	15.4	0	0	0.0	0	0	3	3.0	1	5	1	2	4	4.0

BOBBY SIMMONS



Height: 6-6 College: DePaul
Weight: 230 Birthdate: June 2, 1980
GATORADE Call-Up History: 2002-03, Mobile to Washington

REGULAR SEASON RECORD

Year	Team	G	MIN	FGM	FGA	Pct	FTM	FTA	Pct	3	3A	REB	Avg	AST	PF	BS	ST	PTS	Avg
02-03	Mobile	14	423	76	180	42.2	86	103	83.5	2	10	73	5.2	22	47	2	11	240	17.1

JAMES THOMAS



Height: 6-9 College: Texas
Weight: 225 Birthdate: November 22, 1980
GATORADE Call-Up History: 2004-05, Roanoke to Portland, Roanoke to Atlanta

Year	Team	G	MIN	FGM	FGA	Pct	FTM	FTA	Pct	3	3A	REB	Avg	AST	PF	BS	ST	PTS	Avg
04-05	Roanoke	36	1276	165	312	52.9	118	172	68.6	0	1	480	13.3	24	108	13	17	448	12.4

DIJON THOMPSON

Height: 6-7 College: UCLA
Weight: 195 Birthdate: February 23, 1983
GATORADE Call-Up History: 2006-07, Albuquerque to Atlanta

REGULAR SEASON RECORD

Year	Team	G	MIN	FGM	FGA	Pct	FTM	FTA	Pct	3	3A	REB	Avg	AST	PF	BS	ST	PTS	Avg
05-06	Albuquerque	3	117	18	48	37.5	12	16	75.0	5	8	23	7.7	2	7	1	4	53	17.7
06-07	Albuquerque	32	1284	251	485	51.8	124	164	75.6	40	100	286	8.9	137	99	33	56	666	20.8
Career		35	1401	269	533	50.5	136	180	75.6	45	108	309	8.8	139	106	34	60	719	20.5

PLAYOFF RECORD

Year	Team	G	MIN	FGM	FGA	Pct	FTM	FTA	Pct	3	3A	REB	Avg	AST	PF	BS	ST	PTS	Avg
06-07	Albuquerque	1	41	9	19	47.4	4	8	50.0	2	6	6	6.0	5	5	3	2	24	24.0

IME UDOKA

Height: 6-7 College: Portland State
Weight: 215 Birthdate: August 9, 1977
GATORADE Call-Up History: 2003-04, Charleston to L.A. Lakers

REGULAR SEASON RECORD

Year	Team	G	MIN	FGM	FGA	Pct	FTM	FTA	Pct	3	3A	REB	Avg	AST	PF	BS	ST	PTS	Avg
02-03	N. Charles	50	1126	180	378	47.6	128	173	74.0	27	68	268	5.4	66	141	11	65	515	10.3
03-04	Charleston	41	1274	252	548	46.0	147	206	71.4	43	122	295	7.2	104	139	15	64	694	16.9
05-06	Fort Worth	45	1542	275	637	43.2	183	251	72.9	37	121	278	6.2	155	160	18	83	770	17.1
Career		136	3942	707	1563	45.2	458	630	72.7	107	311	841	6.2	325	440	44	212	1979	14.6

PLAYOFF RECORD

Year	Team	G	MIN	FGM	FGA	Pct	FTM	FTA	Pct	3	3A	REB	Avg	AST	PF	BS	ST	PTS	Avg
02-03	N. Charles	2	30	1	12	8.3	3	4	75.0	1	3	6	3.0	3	1	0	4	6	3.0
03-04	Charleston	1	37	10	17	58.8	7	9	77.8	1	5	12	12.0	2	5	0	2	28	28.0
Career		3	67	11	29	37.9	10	13	76.9	2	8	18	6.0	5	6	0	6	34	11.3

VON WAFER



Height: 6-50 College: Florida State
Weight: 210 Birthdate: July 24, 1985
GATORADE Call-Up History: 2006-07, Colorado to L.A. Clippers, Colorado to Denver

REGULAR SEASON RECORD

Year	Team	G	MIN	FGM	FGA	Pct	FTM	FTA	Pct	3	3A	REB	Avg	AST	PF	BS	ST	PTS	Avg
05-06	Fort Worth	8	148	23	69	33.3	11	13	84.6	7	31	20	2.5	7	10	0	2	64	8.0
06-07	Colorado	42	1351	312	642	48.6	140	182	76.9	120	265	122	2.9	138	90	16	33	884	21.0
Career		50	1499	335	711	47.1	151	195	77.4	127	296	142	2.8	145	100	16	35	948	19.0

PLAYOFF RECORD

Year	Team	G	MIN	FGM	FGA	Pct	FTM	FTA	Pct	3	3A	REB	Avg	AST	PF	BS	ST	PTS	Avg
05-06	Fort Worth	2	26	5	13	38.5	2	2	100.0	0	0	2	1.0	1	1	0	0	12	6.0

C.J. WATSON



Height: 6-2 College: Tennessee
Weight: 180 Birthdate: April 17, 1984
GATORADE Call-Up History: 2007-08, Rio Grande Valley to Golden State

REGULAR SEASON RECORD

Year	Team	G	MIN	FGM	FGA	Pct	FTM	FTA	Pct	3	3A	REB	Avg	AST	PF	BS	ST	PTS	Avg
07-08	RGV	16	607	127	252	50.4	148	166	89.2	18	45	87	5.4	92	53	3	29	420	26.3

MIKE WILKS

Height: 5-11 College: Rice
Weight: 180 Birthdate: May 7, 1979
GATORADE Call-Up History: 2002-03, Huntsville to Atlanta, Huntsville to Minnesota

REGULAR SEASON RECORD

Year	Team	G	MIN	FGM	FGA	Pct	FTM	FTA	Pct	3	3A	REB	Avg	AST	PF	BS	ST	PTS	Avg
01-02	HUN-MOB	44	1199	125	306	40.8	127	163	77.9	24	62	159	3.6	175	107	6	68	401	9.1
02-03	Huntsville	16	508	60	135	44.4	44	56	78.6	9	28	60	3.8	58	34	3	13	173	10.8
Career		60	1707	185	441	42.0	171	219	78.1	33	90	219	3.7	233	141	9	81	574	9.6

BRANDON WILLIAMS



Height: 6-6 College: Davidson
Weight: 215 Birthdate: February 27, 1975
GATORADE Call-Up History: 2002-03, Huntsville to Atlanta

REGULAR SEASON RECORD

Year	Team	G	MIN	FGM	FGA	Pct	FTM	FTA	Pct	3	3A	REB	Avg	AST	PF	BS	ST	PTS	Avg
02-03	Huntsville	41	1325	186	440	42.3	118	153	77.1	39	99	170	4.1	93	128	10	37	529	12.9

JAWAD WILLIAMS

Height: 6-9 College: North Carolina
Weight: 220 Birthdate: February 19, 1983
GATORADE Call-Up History: 2008-09, Rio Grande Valley to Cleveland

REGULAR SEASON RECORD

Year	Team	G	MIN	FGM	FGA	Pct	FTM	FTA	Pct	3	3A	REB	Avg	AST	PF	BS	ST	PTS	Avg
05-06	Fayetteville	4	123	21	54	38.9	11	15	73.3	3	15	20	5.0	7	13	0	2	56	14.0
06-07	Anaheim	50	1961	347	793	43.8	181	227	79.7	83	244	228	4.6	85	103	24	40	958	19.2
08-09	RGV	19	691	179	395	45.3	79	101	78.2	51	122	79	4.2	44	47	8	17	488	25.7
Career		73	2775	547	1242	44.0	271	343	79.0	137	381	327	4.5	136	163	32	59	1502	20.6

JUSTIN WILLIAMS

Height: 6-10 College: Wyoming
Weight: 230 Birthdate: May 12, 1984
GATORADE Call-Up History: 2006-07, Dakota to Sacramento

REGULAR SEASON RECORD

Year	Team	G	MIN	FGM	FGA	Pct	FTM	FTA	Pct	3	3A	REB	Avg	AST	PF	BS	ST	PTS	Avg
06-07	Dakota	12	383	62	113	54.9	27	47	57.4	0	1	154	12.8	8	43	40	8	151	12.6

JAMES WHITE



Height: 6-7 College: Cincinatti
Weight: 200 Birthdate: October 21, 1982
GATORADE Call-Up History: 2008-09, Anaheim to Houston
Assignment History: 2006-07, San Antonio to Houston

REGULAR SEASON RECORD

Year	Team	G	MIN	FGM	FGA	Pct	FTM	FTA	Pct	3	3A	REB	Avg	AST	PF	BS	ST	PTS	Avg
06-07	Austin	15	518	84	176	47.7	64	85	75.3	13	39	60	4.0	47	41	8	25	245	16.3
08-09	Anaheim	34	1397	291	530	54.9	249	291	85.6	49	133	171	5.0	86	112	17	40	880	25.9
Career		49	1915	375	706	53.1	313	376	83.2	62	172	231	4.7	133	153	25	65	1125	23.0

DERRICK ZIMMERMAN

Height: 6-3 College: Mississippi State
Weight: 195 Birthdate: December 2, 1981
GATORADE Call-Up History: 2005-06, Austin to New Jersey

REGULAR SEASON RECORD

Year	Team	G	MIN	FGM	FGA	Pct	FTM	FTA	Pct	3	3A	REB	Avg	AST	PF	BS	ST	PTS	Avg
03-04	Columbus	45	1243	127	280	45.4	68	112	60.7	5	20	215	4.8	238	99	15	58	327	7.3
04-05	Columbus	48	1442	164	350	46.9	70	126	55.6	3	8	207	4.3	271	102	20	89	401	8.4
05-06	Austin	45	1642	156	330	47.3	69	128	53.9	1	21	214	4.8	290	148	25	87	382	8.5
Career		138	4327	447	960	46.6	207	366	56.6	9	49	636	4.6	799	349	60	234	1110	8.0

PLAYOFF RECORD

Year	Team	G	MIN	FGM	FGA	Pct	FTM	FTA	Pct	3	3A	REB	Avg	AST	PF	BS	ST	PTS	Avg
04-05	Columbus	2	69	11	14	78.6	6	9	66.7	0	0	10	5.0	15	4	3	7	28	14.0

ALL-TIME
NBA ASSIGNED PLAYERS

ALEX ACKER

Height: 6-5 College: Pepperdine
Weight: 185 Birthdate: January 21, 1985
NBA Assignment History: 2005-06, Detroit to Fayetteville; 2008-09, Detroit to Fort Wayne

REGULAR SEASON RECORD

Year	Team	G	MIN	FGM	FGA	Pct	FTM	FTA	Pct	3	3A	REB	Avg	AST	PF	BS	ST	PTS	Avg
05-06	Fayette	17	603	111	254	43.7	63	77	81.8	21	57	82	4.8	81	42	9	32	306	18.0
08-09	Ft. Wayne	4	146	28	63	44.4	11	12	91.7	5	17	21	5.3	11	15	1	5	72	18.0
Career		21	749	139	317	43.8	74	89	83.1	26	74	103	4.9	92	57	10	37	378	18.0

MARTYNAS ANDRIUSKEVICIUS

Height: 7-2 Country: Lithuania
Weight: 240 Birthdate: March 12, 1986
NBA Assignment History: 2006-07, Chicago to Dakota

REGULAR SEASON RECORD

Year	Team	G	MIN	FGM	FGA	Pct	FTM	FTA	Pct	3	3A	REB	Avg	AST	PF	BS	ST	PTS	Avg
05-06	Arkansas	15	286	37	74	50.0	30	45	66.7	1	9	63	4.2	7	39	17	3	105	7.0
06-07	Dakota	3	56	7	17	41.2	1	1	100.0	0	0	7	2.3	2	5	3	0	15	5.0
Career		18	342	44	91	48.4	31	46	67.4	1	9	70	3.9	9	44	20	3	120	6.7

JOEL ANTHONY



Height: 6-9 College: UNLV
Weight: 245 Birthdate: August 9, 1982
NBA Assignment History: 2007-08, Miami to Iowa

REGULAR SEASON RECORD

Year	Team	G	MIN	FGM	FGA	Pct	FTM	FTA	Pct	3	3A	REB	Avg	AST	PF	BS	ST	PTS	Avg
07-08	Iowa	3	73	9	20	45.0	6	12	50.0	0	0	20	6.7	0	12	12	1	24	8.0

JAMES AUGUSTINE



Height: 6-10 College: University of Illinois
Weight: 235 Birthdate: February 27, 1984
NBA Assignment History: Orlando to Anaheim

REGULAR SEASON RECORD

Year	Team	G	MIN	FGM	FGA	Pct	FTM	FTA	Pct	3	3A	REB	Avg	AST	PF	BS	ST	PTS	Avg
06-07	Anaheim	8	218	36	53	67.9	9	11	81.8	0	0	71	8.9	7	24	6	8	81	10.1

JOSE BAREA

Height: 6-0 College: Northeastern University
Weight: 175 Birthdate: June 26, 1984
NBA Assignment History: 2006-07, Dallas to Forth Worth

REGULAR SEASON RECORD

Year	Team	G	MIN	FGM	FGA	Pct	FTM	FTA	Pct	3	3A	REB	Avg	AST	PF	BS	ST	PTS	Avg
06-07	Fort Worth	8	293	79	151	52.3	39	50	78.0	21	48	40	5.0	62	15	0	10	218	27.3

BRANDON BASS



Height: 6-8 College: Louisiana State
Weight: 240 Birthdate: April 30, 1985
NBA Assignment History: 2005-06, New Orleans to Tulsa

REGULAR SEASON RECORD

Year	Team	G	MIN	FGM	FGA	Pct	FTM	FTA	Pct	3	3A	REB	Avg	AST	PF	BS	ST	PTS	Avg
05-06	Tulsa	1	26	7	13	53.8	2	4	50.0	0	0	5	5.0	0	1	2	0	16	16.0

ANDRAY BLATCHE

Height: 6-11 College: Kent Prep
Weight: 235 Birthdate: August 22, 1986
NBA Assignment History: 2005-06, Washington to Roanoke

REGULAR SEASON RECORD

Year	Team	G	MIN	FGM	FGA	Pct	FTM	FTA	Pct	3	3A	REB	Avg	AST	PF	BS	ST	PTS	Avg
05-06	Roanoke	6	148	25	49	51.0	16	19	84.2	1	5	41	6.8	8	16	9	8	67	11.2

AARON BROOKS



Height: 6-0 College: Oregon
Weight: 161 Birthdate: January 14, 1985
NBA Assignment History: 2007-08, Houston to Rio Grande Valley

REGULAR SEASON RECORD

Year	Team	G	MIN	FGM	FGA	Pct	FTM	FTA	Pct	3	3A	REB	Avg	AST	PF	BS	ST	PTS	Avg
07-08	RGV	2	85	18	38	47.4	5	8	62.5	5	9	10	5.0	10	10	0	0	46	23.0

SHANNON BROWN

Height: 6-4 College: Michigan State
Weight: 211 Birthdate: November 29, 1985
NBA Assignment History: 2006-07, Cleveland to Albuquerque; 2007-08, Cleveland to Rio Grande Valley, Chicago to Iowa

REGULAR SEASON RECORD

Year	Team	G	MIN	FGM	FGA	Pct	FTM	FTA	Pct	3	3A	REB	Avg	AST	PF	BS	ST	PTS	Avg
06-07	Albuquerque	1	27	6	15	40.0	0	0	0.0	2	6	4	4.0	6	1	0	0	14	14.0
07-08	IOW-RIO	11	406	91	215	42.3	51	59	86.4	24	69	61	5.5	33	38	8	15	257	23.4
Career		12	433	97	230	42.2	51	59	86.4	26	75	65	5.4	39	39	8	15	271	22.6

DAEQUAN COOK



Height: 6-5 College: Ohio State
Weight: 205 Birthdate: April 28, 1987
NBA Assignment History: 2007-08, Miami to Iowa

REGULAR SEASON RECORD

Year	Team	G	MIN	FGM	FGA	Pct	FTM	FTA	Pct	3	3A	REB	Avg	AST	PF	BS	ST	PTS	Avg
07-08	Iowa	3	118	21	57	36.8	7	10	70.0	9	22	21	7.0	11	11	1	4	58	19.3

JORDAN FARMAR

Height: 6-20 College: UCLA
Weight: 180 Birthdate: November 30, 1986
NBA Assignment History: 2006-07, L.A. Lakers to Los Angeles

REGULAR SEASON RECORD

Year	Team	G	MIN	FGM	FGA	Pct	FTM	FTA	Pct	3	3A	REB	Avg	AST	PF	BS	ST	PTS	Avg
06-07	Los Angeles	3	95	14	36	38.9	14	14	100.0	2	12	8	2.7	17	4	1	5	44	14.7

NICK FAZEKAS



Height: 6-11 College: Nevada-Reno
Weight: 235 Birthdate: June 17, 1985
NBA Assignment History: 2007-08, Dallas to Tulsa

REGULAR SEASON RECORD

Year	Team	G	MIN	FGM	FGA	Pct	FTM	FTA	Pct	3	3A	REB	Avg	AST	PF	BS	ST	PTS	Avg
07-08	Tulsa	28	857	224	405	55.3	85	110	77.3	3	17	277	9.9	48	62	23	26	536	19.1

KYRYLO FESENKO



Height: 7-1 College: Ukraine
Weight: 288 Birthdate: December 24, 1984
NBA Assignment History: 2007-08, Utah to Utah; 2008-09, Utah to Utah

REGULAR SEASON RECORD

Year	Team	G	MIN	FGM	FGA	Pct	FTM	FTA	Pct	3	3A	REB	Avg	AST	PF	BS	ST	PTS	Avg
07-08	Utah	37	949	146	291	50.2	80	131	61.1	0	4	284	7.7	69	140	71	16	372	10.1
08-09	Utah	14	358	62	122	50.8	47	73	64.4	0	0	119	8.5	34	47	22	4	171	12.2
Career		51	1307	208	413	50.4	127	204	62.3	0	4	403	7.9	103	187	93	20	543	10.6

GERALD FITCH

Height: 6-3 College: Kentucky
Weight: 188 Birthdate: August 12, 1982
NBA Assignment History: 2005-06, Houston to Austin

REGULAR SEASON RECORD

Year	Team	G	MIN	FGM	FGA	Pct	FTM	FTA	Pct	3	3A	REB	Avg	AST	PF	BS	ST	PTS	Avg
05-06	Austin	3	69	11	39	28.2	11	11	100.0	2	11	13	4.3	6	5	1	2	35	11.7

THOMAS GARDNER



Height: 6-5 College: Missouri
Weight: 213 Birthdate: February 8, 1985
Assignment History: 2008-09, Atlanta to Anaheim

REGULAR SEASON RECORD

Year	Team	G	MIN	FGM	FGA	Pct	FTM	FTA	Pct	3	3A	REB	Avg	AST	PF	BS	ST	PTS	Avg
08-09	Anaheim	1	31	9	16	56.3	7	9	77.8	1	6	7	7.0	1	2	0	0	26	26.0

MARCIN GORTAT



Height: 7-0 Country: Poland
Weight: 240 Birthdate: February 17, 1984
NBA Assignment History: 2007-08, Orlando to Anaheim

REGULAR SEASON RECORD

Year	Team	G	MIN	FGM	FGA	Pct	FTM	FTA	Pct	3	3A	REB	Avg	AST	PF	BS	ST	PTS	Avg
07-08	Anaheim	5	139	21	43	48.8	7	10	70.0	0	0	34	6.8	6	24	3	3	49	9.8

GERALD GREEN



Height: 6-8 College: None
Weight: 200 Birthdate: January 26, 1986
NBA Assignment History: 2005-06, Boston to Fayetteville/Florida

REGULAR SEASON RECORD

Year	Team	G	MIN	FGM	FGA	Pct	FTM	FTA	Pct	3	3A	REB	Avg	AST	PF	BS	ST	PTS	Avg
05-06	FAY-FLA	9	226	43	99	43.4	16	22	72.7	5	11	44	4.9	14	23	3	12	107	11.9

TAUREAN GREEN

Height: 5-11 College: Florida
Weight: 173 Birthdate: November 28, 1986
NBA Assignment History: 2007-08, Portland to Idaho, Denver to Colorado

REGULAR SEASON RECORD

Year	Team	G	MIN	FGM	FGA	Pct	FTM	FTA	Pct	3	3A	REB	Avg	AST	PF	BS	ST	PTS	Avg
07-08	COL-IDA	8	266	42	99	42.4	36	41	87.8	18	37	37	4.6	55	12	3	14	138	17.3

PLAYOFF RECORD

Year	Team	G	MIN	FGM	FGA	Pct	FTM	FTA	Pct	3	3A	REB	Avg	AST	PF	BS	ST	PTS	Avg
07-08	Colorado	1	20	5	8	62.5	3	4	75.0	3	3	3	3.0	1	3	0	1	16	16.0

DONTE GREENE



Height: 6-9 College: Syracuse
Weight: 220 Birthdate: February 21, 1988
Assignment History: 2008-09, Sacramento to Reno

REGULAR SEASON RECORD

Year	Team	G	MIN	FGM	FGA	Pct	FTM	FTA	Pct	3	3A	REB	Avg	AST	PF	BS	ST	PTS	Avg
08-09	Reno	5	160	37	83	44.6	20	29	69.0	8	29	20	4.0	10	17	6	6	102	20.4

HAMED HADDADI

Height: 7-2 Country: Iran
Weight: 254 Birthdate: May 19, 1985
NBA Assignment History: 2008-09, Memphis to Dakota

REGULAR SEASON RECORD

Year	Team	G	MIN	FGM	FGA	Pct	FTM	FTA	Pct	3	3A	REB	Avg	AST	PF	BS	ST	PTS	Avg
08-09	Dakota	18	315	40	91	44.0	26	41	63.4	0	3	120	6.7	16	41	30	8	106	5.9

RICHARD HENDRIX



Height: 6-9 College: Alabama
Weight: 250 Birthdate: November 15, 1986

REGULAR SEASON RECORD

Year	Team	G	MIN	FGM	FGA	Pct	FTM	FTA	Pct	3	3A	REB	Avg	AST	PF	BS	ST	PTS	Avg
08-09	BAK-DAK	46	1425	269	477	56.4	122	198	61.6	7	14	525	11.4	67	186	71	47	667	14.5

PLAYOFF RECORD

Year	Team	G	MIN	FGM	FGA	Pct	FTM	FTA	Pct	3	3A	REB	Avg	AST	PF	BS	ST	PTS	Avg
08-09	Dakota	2	62	12	25	48.0	2	4	50.0	0	0	25	12.5	4	8	4	2	26	13.0

RYAN HOLLINS



Height: 7-0 College: UCLA
Weight: 230 Birthdate: October 10, 1984
NBA Assignment History: 2006-07, Charlotte to Fort Worth

REGULAR SEASON RECORD

Year	Team	G	MIN	FGM	FGA	Pct	FTM	FTA	Pct	3	3A	REB	Avg	AST	PF	BS	ST	PTS	Avg
06-07	Fort Worth	5	164	23	48	47.9	15	22	68.2	0	0	52	10.4	3	19	10	2	61	12.2

OTHELLO HUNTER



Height: 6-8 College: Ohio State
Weight: 225 Birthdate: May 28, 1986
Assignment History: 2008-09, Atlanta to Anaheim

REGULAR SEASON RECORD

Year	Team	G	MIN	FGM	FGA	Pct	FTM	FTA	Pct	3	3A	REB	Avg	AST	PF	BS	ST	PTS	Avg
08-09	Anaheim	3	98	12	37	32.4	1	6	16.7	0	0	30	10.0	2	10	4	4	25	8.3

MILE ILIC

Height: 7-1 Country: Serbia
Weight: 230 Birthdate: June 2, 1984
NBA Assignment History: 2006-07, New Jersey to Colorado

REGULAR SEASON RECORD

Year	Team	G	MIN	FGM	FGA	Pct	FTM	FTA	Pct	3	3A	REB	Avg	AST	PF	BS	ST	PTS	Avg
06-07	Colorado	9	152	19	37	51.4	9	11	81.8	0	0	36	4.0	6	21	15	1	47	5.2

ERSAN ILYASOVA



Height: 6-9 Country: Turkey
Weight: 235 Birthdate: May 15, 1987
NBA Assignment History: 2005-06, Milwaukee to Tulsa

REGULAR SEASON RECORD

Year	Team	G	MIN	FGM	FGA	Pct	FTM	FTA	Pct	3	3A	REB	Avg	AST	PF	BS	ST	PTS	Avg
05-06	Tulsa	46	1297	218	536	40.7	70	99	70.7	68	195	324	7.0	46	151	38	33	574	12.5

IAN MAHINMI



Height: 6-11 Country: France
Weight: 230 Birthdate: November 5, 1986
NBA Assignment History: 2007-08, San Antonio to Austin; 2008-09, San Antonio to Austin

REGULAR SEASON RECORD

Year	Team	G	MIN	FGM	FGA	Pct	FTM	FTA	Pct	3	3A	REB	Avg	AST	PF	BS	ST	PTS	Avg
07-08	Austin	46	1360	276	449	61.5	219	286	76.6	0	0	367	8.0	62	192	78	66	771	16.8
08-09	Austin	1	21	1	5	20.0	2	2	100.0	0	0	1	1.0	2	4	1	0	4	4.0
Career		47	1381	277	454	61.0	221	288	76.7	0	0	368	7.8	64	196	79	66	775	16.5

PLAYOFF RECORD

Year	Team	G	MIN	FGM	FGA	Pct	FTM	FTA	Pct	3	3A	REB	Avg	AST	PF	BS	ST	PTS	Avg
07-08	Austin	4	153	24	47	51.1	25	33	75.8	0	0	43	10.8	6	14	14	6	73	18.3

DAMIR MARKOTA



Height: 6-10 College: None
Weight: 225 Birthdate: December 26, 1985
NBA Assignment History: 2006-07, Milwaukee to Tulsa

REGULAR SEASON RECORD

Year	Team	G	MIN	FGM	FGA	Pct	FTM	FTA	Pct	3	3A	REB	Avg	AST	PF	BS	ST	PTS	Avg
06-07	Tulsa	10	282	39	85	45.9	14	18	77.8	12	31	48	4.8	18	18	6	7	104	10.4

RAWLE MARSHALL



Height: 6-7 College: Oakland
Weight: 190 Birthdate: February 20, 1982
NBA Assignment History: 2005-06, Dallas to Fort Worth

REGULAR SEASON RECORD

Year	Team	G	MIN	FGM	FGA	Pct	FTM	FTA	Pct	3	3A	REB	Avg	AST	PF	BS	ST	PTS	Avg
05-06	Fort Worth	21	637	116	251	46.2	123	166	74.1	10	26	89	4.2	29	48	22	29	365	17.4

PLAYOFF RECORD

Year	Team	G	MIN	FGM	FGA	Pct	FTM	FTA	Pct	3	3A	REB	Avg	AST	PF	BS	ST	PTS	Avg
05-06	Fort Worth	1	31	3	8	37.5	7	10	70.0	2	2	2	2.0	1	1	0	4	15	15.0

JOSH McROBERTS

Height: 6-9 College: Duke
Weight: 240 Birthdate: February 28, 1987
NBA Assignment History: 2007-08, Portland to Idaho

REGULAR SEASON RECORD

Year	Team	G	MIN	FGM	FGA	Pct	FTM	FTA	Pct	3	3A	REB	Avg	AST	PF	BS	ST	PTS	Avg
07-08	Idaho	15	399	46	111	41.4	21	30	70.0	2	13	96	6.4	38	24	14	9	115	7.7

PLAYOFF RECORD

Year	Team	G	MIN	FGM	FGA	Pct	FTM	FTA	Pct	3	3A	REB	Avg	AST	PF	BS	ST	PTS	Avg
07-08	Idaho	4	77	9	18	50.0	7	8	87.5	0	1	20	5.0	4	11	5	4	25	6.3

C.J. MILES



Height: 6-8 College: Skyline High School (TX)
Weight: 210 Birthdate: March 18, 1987
NBA Assignment History: 2005-06, Utah to Albuquerque, 2006-07, Utah to Idaho

REGULAR SEASON RECORD

Year	Team	G	MIN	FGM	FGA	Pct	FTM	FTA	Pct	3	3A	REB	Avg	AST	PF	BS	ST	PTS	Avg
05-06	Albuquerque	11	309	45	108	41.7	39	56	69.6	11	33	38	3.5	18	34	4	11	140	12.7
06-07	Idaho	8	253	51	100	51.0	17	22	77.3	19	45	43	5.4	14	21	4	10	138	17.3
Career		19	562	96	208	46.2	56	78	71.8	30	78	81	4.3	32	55	8	21	278	14.6

SERGEI MONIA

Height: 6-8 Country: CSKA Moscow
Weight: 220 Birthdate: April 15, 1983
NBA Assignment History: 2005-06, Portland to Tulsa

REGULAR SEASON RECORD

Year	Team	G	MIN	FGM	FGA	Pct	FTM	FTA	Pct	3	3A	REB	Avg	AST	PF	BS	ST	PTS	Avg
05-06	Fort Worth	8	180	25	60	41.7	13	16	81.3	4	14	27	3.4	13	32	5	5	67	8.4

DeMARCUS NELSON

Height: 6-4 College: Duke
Weight: 200 Birthdate: November 2, 1985
NBA Assignment History: 2008-09, Golden State to Bakersfield

REGULAR SEASON RECORD

Year	Team	G	MIN	FGM	FGA	Pct	FTM	FTA	Pct	3	3A	REB	Avg	AST	PF	BS	ST	PTS	Avg
08-09	AUS-BAK	20	754	154	285	54.0	69	95	72.6	21	50	107	5.4	82	43	7	33	398	19.9

STEVE NOVAK



Height: 6-10 College: Marquette
Weight: 208 Birthdate: June 13, 1983
NBA Assignment History: 2007-08, Houstont to Rio Grande Valley

REGULAR SEASON RECORD

Year	Team	G	MIN	FGM	FGA	Pct	FTM	FTA	Pct	3	3A	REB	Avg	AST	PF	BS	ST	PTS	Avg
07-08	RGV	9	354	59	126	46.8	20	22	90.9	27	60	66	7.3	16	30	4	3	165	18.3

DAVID NOEL



Height: 6-6 College: North Carolina
Weight: 223 Birthdate: February 27, 1984
NBA Assignment History: 2007-08, Milwaukee to Tulsa

REGULAR SEASON RECORD

Year	Team	G	MIN	FGM	FGA	Pct	FTM	FTA	Pct	3	3A	REB	Avg	AST	PF	BS	ST	PTS	Avg
07-08	Tulsa	17	674	138	263	52.5	32	60	53.3	46	94	102	6.0	66	50	14	25	354	20.8
08-09	ABQ-REN	49	2029	354	682	51.9	145	198	73.2	79	186	297	6.1	263	158	30	102	932	19.0
Career		66	2073	483	945	52.2	177	258	63.3	125	202	280	6.1	329	195	44	127	1286	39.8

PATRICK O'BRYANT



Height: 7-0 College: Bradley
Weight: 249 Birthdate: June 20, 1986
NBA Assignment History: 2006-07, Golden State to Bakersfield; 2007-08 Golden State to Bakersfield

REGULAR SEASON RECORD

Year	Team	G	MIN	FGM	FGA	Pct	FTM	FTA	Pct	3	3A	REB	Avg	AST	PF	BS	ST	PTS	Avg
06-07	Bakersfield	25	746	122	237	51.5	57	72	79.2	0	1	241	9.6	35	90	72	15	301	12.0
07-08	Bakersfield	8	289	58	102	56.9	19	23	82.6	0	0	80	10.0	17	25	28	7	135	16.9
Career		33	1035	180	339	53.1	76	95	80.0	0	1	321	9.7	52	115	100	22	436	13.2

KOSTA PEROVIC

Height: 7-2 Country: Serbia
Weight: 240 Birthdate: February 19, 1985
NBA Assignment History: 2007-08, Golden State to Bakersfield

REGULAR SEASON RECORD

Year	Team	G	MIN	FGM	FGA	Pct	FTM	FTA	Pct	3	3A	REB	Avg	AST	PF	BS	ST	PTS	Avg
07-08	Bakersfield	21	490	75	150	50.0	47	63	74.6	0	2	149	7.1	8	71	33	7	197	9.4

PAVEL PODKOLZIN

Height: 7-5 Country: Russia
Weight: 260 Birthdate: January 15, 1985
NBA Assignment History: 2005-06, Dallas to Fort Worth

REGULAR SEASON RECORD

Year	Team	G	MIN	FGM	FGA	Pct	FTM	FTA	Pct	3	3A	REB	Avg	AST	PF	BS	ST	PTS	Avg
05-06	Fort Worth	11	207	28	55	50.9	17	26	65.4	0	0	64	5.8	6	41	8	4	73	6.6

PLAYOFF RECORD

Year	Team	G	MIN	FGM	FGA	Pct	FTM	FTA	Pct	3	3A	REB	Avg	AST	PF	BS	ST	PTS	Avg
05-06	Fort Worth	2	21	1	5	20.0	2	2	100.0	0	0	4	2.0	0	8	2	0	4	2.0

JOSH POWELL

Height: 6-9 College: North Carolina State
Weight: 225 Birthdate: January 25, 1983
NBA Assignment History: 2005-06, Dallas to Fort Worth

REGULAR SEASON RECORD

Year	Team	G	MIN	FGM	FGA	Pct	FTM	FTA	Pct	3	3A	REB	Avg	AST	PF	BS	ST	PTS	Avg
05-06	Fort Worth	3	89	22	31	71.0	9	11	81.8	0	0	21	7.0	1	7	2	2	53	17.7

PETER JOHN RAMOS



Height: 7-3 Country: Puerto Rico
Weight: 287 Birthdate: May 23, 1985
NBA Assignment History: 2005-06, Washington at Roanoke

REGULAR SEASON RECORD

Year	Team	G	MIN	FGM	FGA	Pct	FTM	FTA	Pct	3	3A	REB	Avg	AST	PF	BS	ST	PTS	Avg
05-06	Roanoke	43	1322	266	452	58.8	109	182	59.9	0	1	333	7.7	42	169	78	15	641	14.9
06-07	Idaho	33	896	184	332	55.4	66	107	61.7	0	0	208	6.3	38	114	45	8	434	13.2
Career		76	2218	450	784	57.4	175	289	60.6	0	1	541	7.1	80	283	123	23	1075	14.1

PLAYOFF RECORD

Year	Team	G	MIN	FGM	FGA	Pct	FTM	FTA	Pct	3	3A	REB	Avg	AST	PF	BS	ST	PTS	Avg
05-06	Roanoke	1	34	6	7	85.7	2	2	100.0	0	0	4	4.0	0	5	4	0	14	14.0

ALLAN RAY



Height: 6-2 College: villanova
Weight: 190 Birthdate: June 17, 1984
NBA Assignment History: 2006-07, Boston to Austin

REGULAR SEASON RECORD

Year	Team	G	MIN	FGM	FGA	Pct	FTM	FTA	Pct	3	3A	REB	Avg	AST	PF	BS	ST	PTS	Avg
06-07	Austin	2	35	10	18	55.6	7	7	100.0	2	6	5	2.5	4	10	0	0	29	14.5

ANTHONY ROBERSON

Height: 6-2 College: Florida
Weight: 180 Birthdate: February 14, 1983
NBA Assignment History: 2005-06, Memphis to Arkansas

REGULAR SEASON RECORD

Year	Team	G	MIN	FGM	FGA	Pct	FTM	FTA	Pct	3	3A	REB	Avg	AST	PF	BS	ST	PTS	Avg
05-06	Arkansas	10	271	64	141	45.4	29	35	82.9	22	50	30	3.0	15	23	4	12	179	17.9
06-07	Arkansas	18	470	109	241	45.2	35	44	79.5	47	114	39	2.2	35	44	0	21	300	16.7
Career		28	741	173	382	45.3	64	79	81.0	69	164	69	2.5	50	67	4	33	479	17.1

LAWRENCE ROBERTS

Height: 6-9 College: Mississippi State
Weight: 240 Birthdate: October 20, 1982
NBA Assignment History: 2005-06, Memphis to Arkansas

REGULAR SEASON RECORD

Year	Team	G	MIN	FGM	FGA	Pct	FTM	FTA	Pct	3	3A	REB	Avg	AST	PF	BS	ST	PTS	Avg
05-06	Arkansas	10	369	80	154	51.9	38	58	65.5	0	1	102	10.2	8	27	10	15	198	19.8

CHEIKH SAMB

Height: 7-1 Country: Senegal
Weight: 215 Birthdate: October 22, 1984
Assignment History: 2008-09, Denver to Colorado; 2007-08, Detroit to Fort Wayne

REGULAR SEASON RECORD

Year	Team	G	MIN	FGM	FGA	Pct	FTM	FTA	Pct	3	3A	REB	Avg	AST	PF	BS	ST	PTS	Avg
07-08	Fort Wayne	20	508	89	179	49.7	29	39	74.4	0	0	136	6.8	13	65	75	12	207	10.4
08-09	Colorado	10	255	49	95	51.6	23	32	71.9	3	9	71	7.1	8	37	38	9	124	12.4
Career		30	763	138	274	50.4	52	71	73.2	3	9	207	6.9	21	102	113	21	331	11.0

RAMON SESSIONS



Height: 6-3 College: Nevada-Reno
Weight: 190 Birthdate: April 11, 1986
NBA Assignment History: 2007-08, Milwaukee to Tulsa

REGULAR SEASON RECORD

Year	Team	G	MIN	FGM	FGA	Pct	FTM	FTA	Pct	3	3A	REB	Avg	AST	PF	BS	ST	PTS	Avg
07-08	Tulsa	24	869	165	356	46.3	168	220	76.4	4	12	158	6.6	182	44	2	38	502	20.9

HA SEUNG-JIN

Height: 7-3 Country: South Korea
Weight: 305 Birthdate: August 4, 1985
NBA Assignment History: 2005-06, Portland to Fort Wort

REGULAR SEASON RECORD

Year	Team	G	MIN	FGM	FGA	Pct	FTM	FTA	Pct	3	3A	REB	Avg	AST	PF	BS	ST	PTS	Avg
05-06	Fort Worth	5	72	5	14	35.7	0	4	0.0	0	0	19	3.8	1	13	1	0	10	2.0
06-07	Anaheim	26	326	29	70	41.4	13	22	59.1	0	0	72	2.8	6	51	10	5	71	2.7
Career		31	398	34	84	40.5	13	26	50.0	0	0	91	2.9	7	64	11	5	81	2.6

WALTER SHARPE

Height: 6-9 College: Alabama-Birmingham
Weight: 245 Birthdate: July 8, 1986
NBA Assignment History: 2008-09, Detroit to Fort Wayne

REGULAR SEASON RECORD

Year	Team	G	MIN	FGM	FGA	Pct	FTM	FTA	Pct	3	3A	REB	Avg	AST	PF	BS	ST	PTS	Avg
08-09	Fort Wayne	4	87	16	37	43.2	10	12	83.3	1	2	14	3.5	2	13	2	2	43	10.8

SEAN SINGLETARY

Height: 6-0 College: Virginia
Weight: 185 Birthdate: September 6, 1985
NBA Assignment History: 2008-09, Charlotte to Sioux Falls

REGULAR SEASON RECORD

Year	Team	G	MIN	FGM	FGA	Pct	FTM	FTA	Pct	3	3A	REB	Avg	AST	PF	BS	ST	PTS	Avg
08-09	Sx. Falls	3	89	16	32	50.0	12	15	80.0	3	5	11	3.7	11	6	0	3	47	15.7

DONTA SMITH



Height: 6-7 College: Southern Illinois
Weight: 215 Birthdate: November 27, 1983
NBA Assignment History: 2005-06, Atlanta to Arkansas

REGULAR SEASON RECORD

Year	Team	G	MIN	FGM	FGA	Pct	FTM	FTA	Pct	3	3A	REB	Avg	AST	PF	BS	ST	PTS	Avg
05-06	Arkansas	29	965	158	278	56.8	76	104	73.1	10	31	124	4.3	86	92	19	47	402	13.9

PAPE SOW



Height: 6-10 College: Cal-State Fullerton
Weight: 250 Birthdate: November 22, 1981
NBA Assignment History: 2005-06, Toronto to Arkansas

REGULAR SEASON RECORD

Year	Team	G	MIN	FGM	FGA	Pct	FTM	FTA	Pct	3	3A	REB	Avg	AST	PF	BS	ST	PTS	Avg
05-06	Arkansas	18	607	117	224	52.2	120	151	79.5	0	0	208	11.6	12	83	21	25	354	19.7

ALANDO TUCKER

Height: 6-6 College: Wisconsin
Weight: 205 Birthdate: February 11, 1984
Assignment History: 2007-08, Phoenix to Albuquerque; 2008-09, Phoenix to Iowa

REGULAR SEASON RECORD

Year	Team	G	MIN	FGM	FGA	Pct	FTM	FTA	Pct	3	3A	REB	Avg	AST	PF	BS	ST	PTS	Avg
07-08	Albuquerque	21	808	223	420	53.1	101	120	84.2	35	88	125	6.0	34	30	1	30	582	27.7
08-09	Iowa	2	62	6	17	35.3	3	3	100.0	1	3	9	4.5	6	3	0	1	16	8.0
Career		23	870	229	437	52.4	104	123	84.6	36	91	134	5.8	40	33	1	31	598	26.0

P.J. TUCKER



Height: 6-5 College: Texas
Weight: 225 Birthdate: May 5, 1985
NBA Assignment History: 2006-07, Toronto to Colorado

REGULAR SEASON RECORD

Year	Team	G	MIN	FGM	FGA	Pct	FTM	FTA	Pct	3	3A	REB	Avg	AST	PF	BS	ST	PTS	Avg
06-07	Colorado	19	459	84	178	47.2	33	39	84.6	2	7	64	3.4	39	38	4	13	203	10.7

MARCUS VINICIUS



Height: 6-80 Country: Brazil
Weight: 225 Birthdate: May 31, 1984
NBA Assignment History: 2006-07, New Orleans to Tulsa

REGULAR SEASON RECORD

Year	Team	G	MIN	FGM	FGA	Pct	FTM	FTA	Pct	3	3A	REB	Avg	AST	PF	BS	ST	PTS	Avg
06-07	Tulsa	13	430	85	176	48.3	24	31	77.4	27	71	87	6.7	31	24	3	16	221	17.0

BRANDON WALLACE



Height: 6-9 College: South Carolina
Weight: 206 Birthdate: May 14, 1985
NBA Assignment History: 2007-08, Boston to Utah

REGULAR SEASON RECORD

Year	Team	G	MIN	FGM	FGA	Pct	FTM	FTA	Pct	3	3A	REB	Avg	AST	PF	BS	ST	PTS	Avg
07-08	IOW-LOS-UTA	31	934	109	244	44.7	37	59	62.7	4	24	205	6.6	83	77	66	35	259	8.4

PLAYOFF RECORD

Year	Team	G	MIN	FGM	FGA	Pct	FTM	FTA	Pct	3	3A	REB	Avg	AST	PF	BS	ST	PTS	Avg
07-08	Los Angeles	2	74	11	25	44.0	1	2	50.0	1	3	27	13.5	3	3	6	1	24	12.0

DARIUS WASHINGTON

Height: 6-2 College: Memphis
Weight: 195 Birthdate: December 6, 1985
NBA Assignment History: 2007-08, San Antonio to Austin

REGULAR SEASON RECORD

Year	Team	G	MIN	FGM	FGA	Pct	FTM	FTA	Pct	3	3A	REB	Avg	AST	PF	BS	ST	PTS	Avg
07-08	Austin	6	226	52	110	47.3	37	49	75.5	9	23	48	8.0	31	20	1	10	150	25.0

MARTELL WEBSTER

Height: 6-7 College: Seattle Prep. High School (WA)
Weight: 210 Birthdate: December 4, 1986
NBA Assignment History: 2005-06, Portland to Fort Worth

REGULAR SEASON RECORD

Year	Team	G	MIN	FGM	FGA	Pct	FTM	FTA	Pct	3	3A	REB	Avg	AST	PF	BS	ST	PTS	Avg
05-06	Fort Worth	8	203	32	85	37.6	15	19	78.9	7	22	27	3.4	5	14	2	3	86	10.8

SONNY WEEMS



Height: 6-6 College: Arkansas
Weight: 203 Birthdate: July 8, 1986
NBA Assignment History: 2008-09, Denver to Colorado

REGULAR SEASON RECORD

Year	Team	G	MIN	FGM	FGA	Pct	FTM	FTA	Pct	3	3A	REB	Avg	AST	PF	BS	ST	PTS	Avg
08-09	Colorado	22	622	190	389	48.8	53	75	70.7	18	70	99	4.5	65	76	14	22	451	20.5

PLAYOFF RECORD

Year	Team	G	MIN	FGM	FGA	Pct	FTM	FTA	Pct	3	3A	REB	Avg	AST	PF	BS	ST	PTS	Avg
08-09	Colorado	4	116	34	71	47.9	22	25	88.0	1	13	10	2.5	14	14	2	3	91	22.8

LOUIS WILLIAMS



Height: 6-2 College: South Gwinnett High School
Weight: 175 Birthdate: October 27, 1986
NBA Assignment History: 2006-07, Philadelphia to Fort Worth

REGULAR SEASON RECORD

Year	Team	G	MIN	FGM	FGA	Pct	FTM	FTA	Pct	3	3A	REB	Avg	AST	PF	BS	ST	PTS	Avg
06-07	Fort Worth	3	108	27	38	71.1	19	27	70.4	5	8	14	4.7	24	9	2	5	78	26.0

SEAN WILLIAMS

Height: 6-10 College: Boston College
Weight: 235 Birthdate: September 13,1986
NBA Assignment History: 2008-09, New Jersey to Colorado

REGULAR SEASON RECORD

Year	Team	G	MIN	FGM	FGA	Pct	FTM	FTA	Pct	3	3A	REB	Avg	AST	PF	BS	ST	PTS	Avg
08-09	Colorado	8	207	31	62	50.0	16	23	69.6	0	1	60	7.5	11	36	31	4	78	9.8

BRACEY WRIGHT

Height:6-3 College: Indiana
Weight: 210 Birthdate: July 1, 1984
NBA Assignment History: 2005-06, Minnesota to Florida

REGULAR SEASON RECORD

Year	Team	G	MIN	FGM	FGA	Pct	FTM	FTA	Pct	3	3A	REB	Avg	AST	PF	BS	ST	PTS	Avg
05-06	Florida	30	1127	218	473	46.1	176	220	80.0	47	110	117	3.9	124	73	10	28	659	22.0

DORELL WRIGHT

Height: 6-0 College: South Kent Prep
Weight: 210 Birthdate: December 2, 1985
NBA Assignment History: 2005-06, Miami to Florida

REGULAR SEASON RECORD

Year	Team	G	MIN	FGM	FGA	Pct	FTM	FTA	Pct	3	3A	REB	Avg	AST	PF	BS	ST	PTS	Avg
05-06	Florida	6	124	33	64	51.6	6	6	100.0	1	3	23	3.8	11	7	2	3	73	12.2

SUN YUE

Height: 6-9 Country: China
Weight: 205 Birthdate: September 26, 1985
NBA Assignment History: 2008-09, L.A. Lakers to Los Angeles

REGULAR SEASON RECORD

Year	Team	G	MIN	FGM	FGA	Pct	FTM	FTA	Pct	3	3A	REB	Avg	AST	PF	BS	ST	PTS	Avg
08-09	Los Angeles	6	200	23	58	39.7	5	7	71.4	8	21	20	3.3	22	18	14	8	59	9.8

2010-11 NBA Development League Media Directory

AUSTIN TOROS

Perri Travillion
Manager, Media Relations
Office: (512) 236-8333
Cell: (512) 680-5068
E-Mail: ptravillion@austintoros.com

DIRECTIONS TO THE CEDAR PARK CENTER
From North (Round Rock): Take I-35 South, Exit 250B merge onto TX 45 West, Exit TX 183A North, Turn left on New Hope Drive, Turn right on Avenue of the Stars

From South Austin: Head north on MOPAC/LOOP 1, Exit HWY 183 North, Continue on to TOLL 183A North, Turn left on New Hope Drive, Turn right on Avenue of the Stars

From Austin Bergstrom International: Take HWY 71 West, Exit HWY 183 North, Continue on to TOLL 183A North, Turn left on New Hope Drive, Turn right on Avenue of the Stars

From San Antonio Take I-35 North to Austin, Exit HWY 183 North, Continue on to TOLL 183A North, Turn left on New Hope Drive, Turn right on Avenue of the Stars

MEDIA WILL CALL AT CEDAR PARK CENTER
Media will call is available 90 minutes prior to tip-off. Credentials and will call tickets are available for pickup at the south doors. Please request credentials and tickets 48 hours prior to event to ensure free parking. Proper identification is required for ticket and credential pick-up.

SPORTS EDITORS, WRITERS AND COLUMNISTS
AUSTIN AMERICAN STATESMAN, 305 S. Congress Ave. Austin, Texas 78704; Main Number: 512 -912-2952, Fax: 512-445-3868 Sports Editor: John Bridges.

AUSTIN CHRONICLE, PO Box 49066, Austin TX 78765; Main Number: 512-454-5766, Fax: 512-458-6910.

RADIO BROADCASTERS
1530 ESPN AUSTIN, KZNX-AM/1260 ESPN DEPORTES, KWNX-AM/ 104.9 THE HORN, KTXX-FM, 912 S. Capital of Texas Hwy, Ste. 400, Austin, TX 78745. O - 512-416-1100, F - 512-314-7742

TELEVISION BROADCASTERS
KEYE, CBS-42, 10700 Metric Blvd., Austin, TX 78758. Main Number: 512-835-0042, Fax: 512-837-6753. Sports Director: Bob Ballou, bballou@keyetv.com.

KTBC, Fox-7, 119 E. 10th St, Austin, TX 78701. Main Number: 512-476-7777, FAX: 512-495-7060. Sports Director: Dave Cody, 512-495-7708, Sports: Dennis de la Pena, 512-472-0988, John Hygh, 512-472-0988

KVUE, ABC-3, 3201 Steck Ave., Austin, TX 78757. Main Number: 512-459-6521, FAX: 512-459-6538. Sports Director: Mike Barnes, mbarnes@kvue.com. Sports: Bryan mays, bmays@kvue.com, Matt Mitchell, mmitchell@kuve.com.

KXAN, NBC-436, 908 W MLK, Austin, TX 78701. Main Number: 512-476-3636, FAX: 512-476-1520. Sports Director: Roger Wallace, roger.wallace@kxan.com. Sports: Brian Sanders, brian.sanders@kxan.com; Leila Rahimi, leila.rahimi@kxan.com

News8 Austin - 8, 1708 Colorado St., Austin, TX Main Number: 512-531-8800, FAX: 512-531-1235. Sports: Ricky Doyle, rdoyle@news8austin.com; Lesley McCaslin, lmccaslin@news8austin.com; Mike Berman, mberman@news8austin.com.

BAKERSFIELD JAM

Christina Blanton
Vice President, Operations and Administration
Office: (667) 716-4526
Cell: (661) 565-1162
E-Mail: christina@bakersfieldjam.com

DIRECTIONS TO RABOBANK ARENA

From The 99 South: Take Exit 29 Toward Oildale/Roberts Lane/Norris Road East. Turn slight left onto Knudsen Drive. Turn left onto Golden State Highway. Turn slight left onto Norris Road.

From 99 North: Merge onto Airport Drive via Exit 27, Oildale. Turn Left onto Norris Road

From 58 West: Merge onto CA-99 via Exit 110B toward Sacramento. Merge onto Airport Drive via Exit 27 toward Oildale. Turn Left onto Norris Road.

MEDIA WILL CALL

Will Call tickets are located on the East side of the building, right next to the main entrance. Proper identification is required for ticket and credential pick-up.

WRITERS REGULARLY ASSIGNED TO THE CLUB:

Bakersfield Californian, 1707 Eye St. , Bakersfield , Calif. 93301 . Main Number: 661-395-7500. www.bakersfield.com, Sports Editor: Tony Lacava, 661-395-7393, tlacava@bakersfield.com, Assistant Sports Editor: Ross Priest, 661-395-7452, rpriest@bakersfield.com, Beat Writer: Jeff Evans, 661-395-7389, jevans@bakersfield.com, Sports Writer: Zach Ewing, 661-395-7324, zewing@bakersfield.com

RADIO BROADCASTERS

KERN News Talk, 1410 AM, 1400 Easton Drive, #144 , Bakersfield , Calif. 93309 . Main : 661-328-1410, Fax: 661-328-0873, Studio Line: 661-842-5276. General Manager: Roger Fessler, 661-328-1410, summitstat@aol.com

KUZZ AM 55, 107.9 FM, 3223 Sillect Avenue, Bakersfield, Calif. 93308. Main: 661-326-1011, News: 661-328-7505, Fax: 661-328-7537. News Director: Mark Howell, 661-328-7505, kuzznews@buckowens.com

TELEVISION BROADCASTERS

KERO, ABC-23, 321 21st St., Bakersfield, CA 93301. Main Number: 661-637-2320, Fax Number: 661-323-5538. Sports Director: Pep Fernandez, 661-637-2320, pep_fernandez@mcgraw-hill.com.

KBAK, CBS-29, 1901 Westwind Drive, Bakersfield, Calif. 93301. Main Number: 661-327-7955, News Fax - 861-9810. Sports Director: Greg Kerr, 661-325-6397, gkerr@eyeoutforyou.com.

KGET, NBC-17, 2120 L St., Bakersfield, CA 93301. Main Number: 661-283-1700, News Hotline: 661-283-1717, Fax Number: 661-283-1843. Sports Director: Todd Strain, 661-283-1717, toddstrain@clearchannel.com.

DAKOTA WIZARDS

Scott Woodmansee
Director, Media Relations
Office: (701) 258-2255
Cell: (701) 226-8246
E-Mail: swoody@dakotawizards.com

DIRECTIONS TO BISMARCK CIVIC CENTER:

From Bismarck Airport: Go North on ND-1804/University Drive toward Airport Road (1.4 miles). Stay straight to go onto S 9th Street (0.6 miles). Turn left on Sweet Ave (0.3 miles).
Total Distance: 2.6 miles.

From East (FARGO): Take I-94 toward Bismarck (191.6 miles). Take the US-83 exit (Exit 159). Turn left onto State Street (1.3 miles). Turn left onto 7th Street (0.7 miles). Turn right onto E Sweet Ave (0.2 miles).

From North (MINOT): Take US-83 South toward Bismarck (108.1 miles). Turn left onto 7th Street (0.7 miles). Turn right onto E Sweet Ave (0.2 miles).

From West (Dickinson): Take I-94 East toward Bismarck (98.1 miles). Take US-83 Ext 159. Turn left onto US-83/State Street (1.3 miles). Turn left onto 7th Street (0.7 miles). Turn right onto E Sweet Ave (0.2 miles).

MEDIA WILL CALL LOCATION

Will Call tickets are located inside the main entrance of the Civic Center at the East window. Proper identification is required for ticket and credential pick-up.

WRITERS REGULARLY ASSIGNED TO THE TEAM

The Bismarck Tribune --707 E Front Ave., Bismarck, ND 58504; Sports Department Phone: 701-250-8245, Sports Department Fax: 701-223-2063, Sports Editor: Lou Babiarz, Phone: 701-250-8243, e-mail: lou.babiarz@bismarcktribune.com; Sports Reporter: Steve Thomas, Phone: 701-250-8244, e-mail: steve.thomas@bismarcktribune.com; Sports Reporter: Cindy Peterson, Phone: 701-250-8245, E-mail: cindy.peterson@bismarcktribune.com; Sports Reporter: Mike Weber, Phone: 701-355-8839, E-mail: mike.weber@bismarcktribune.com

RADIO BROADCASTERS

KFYR 550 AM -- 3500 East Rosser Ave., Bismarck, ND 58501; Main Phone: 701-255-1234, Fax: 701-222-1131; Program Director: Rick Anthony, Phone: 701-333-0323, e-mail: rickanthony@clearchannel.com, Sports Director: Jack Michaels, Phone: 701-333-0357, e-mail: jackmichaels@clearchannel.com

KXMR ESPN 710 AM -- 3500 East Rosser Ave., Bismarck, ND 58501; Main Phone: 701-255-1234, Fax: 701-222-1131; Program Director: Rick Anthony, Phone: 701-333-0323, e-mail: rickanthony@clearchannel.com, Sports Director: Jack Michaels, Phone: 701-333-0357, e-mail: jackmichaels@clearchannel.com

TELEVISION BROADCASTERS

KFYR TV (NBC) -- 200 N. 4th St., Bismarck, ND 58501; Main Phone: 701-255-8105, Fax: 701-255-8224; Sports Director: Lee Timmerman, Phone: 701-255-8180, e-mail: ltimmerman@kfyrtv.com; Sports Reporter: Scott Westerberg, Phone: 701-255-8180, e-mail: swesterberg@kfyrtv.com; Sports Reporter: Joey Whelan, Phone: 701-255-8180, e-mail: jwhelan@kfyrtv.com

KXMB TV (CBS) -- 1811 N. 15th St., Bismarck, ND 58501; Main Phone: 701-223-9197, Fax: 701-223-3320; Sports Director: Dan Williamson, Phone: 701-355-9107, e-mail: dan@kxnet.com; Sports Reporter: Tia Streeter, Phone: 701-355-9107, e-mail: telzenga@kxnet.com

ERIE BAYHAWKS

Matt Bresee
President
Office: (814) 790-5600
Cell: (814) 460-7655
E-Mail: matt.bresee@nbaerie.com

DIRECTIONS TO TULIO LOUIS J. TULLIO ARENA

From Erie International Airport: Start out going NORTHEAST on W 12TH ST/ PA-5 E toward WESTERN LN. Turn LEFT onto STATE ST. Turn RIGHT onto E 8TH ST. Turn RIGHT onto FRENCH ST. End at 809 French St Erie, PA 16501

From Cleveland: Start out going NORTHWEST on W 3RD ST toward FRANKFORT AVE/ PUBLIC SQ. Turn RIGHT. Merge onto OH-2 E via the ramp on the LEFT toward EUCLID/ ERIE PA. Take I-90 E toward I-271 S/ ERIE PA (Crossing into PENNSYLVANIA). Merge onto I-79 N via EXIT 22B toward ERIE. Merge onto PA-5 E/ W 12TH ST via EXIT 183A. Turn LEFT onto STATE ST. Turn RIGHT onto E 8TH ST. Turn RIGHT onto FRENCH ST. End at 809 French St Erie, PA 16501

From Pittsburgh: Start out going NORTHEAST on GRANT ST toward 6TH AVE. Turn RIGHT onto 7TH AVE. Take the BIGELOW BLVD ramp toward MELLON ARENA/ I-579 N/ PA-380 E. Take the ramp toward I-579 N/ VETERANS BRIDGE/ BIGELOW BLVD/ PA-380 E. Stay STRAIGHT to go onto BIGELOW BLVD. Merge onto I-579 N toward VETERANS BRIDGE. Merge onto I-279 N via the exit on the LEFT. I-279 N becomes I-79 N. Merge onto PA-5 E/ W 12TH ST via EXIT 183A. Turn LEFT onto STATE ST. Turn RIGHT onto E 8TH ST. Turn RIGHT onto FRENCH ST. End at 809 French St Erie, PA 16501.

WRITERS REGULARLY ASSIGNED TO THE CLUB:

Erie Times News, 205 West 12th Street, Erie, PA 16534. Sports Editor: Matt Martin, 814-870-1704, matt.martin@timesnews.com; Beat Reporter: Duane Rankin, 814-878-2210,duane.rankin@timesnews.com

RADIO

WRIE (ESPN Radio Affiliate), 471 Robinson Road, Erie, PA 16509. Local Host: Mike “Chico” Bormann, 814-868-5355, chico.espn@citcomm.com

WFNN (Fox Sportsradio Affiliate), 1 Boston Store Place, Erie, PA 16501. Sports Director: Jim Lecorchick, 814-461-1000, jamesr@jrlsports.com.

TELEVISION

WSEE (CBS Affiliate), 3514 State Street, Erie, PA 16508. Sports Director: Gary Drapsho, 814-454-3500, gdrapcho@wicu12.com.

WICU (NBC Affiliate), 3514 State Street, Erie, PA 16508. Sports Director: Mike Ruzzi, 814-454-8812, mruzzi@wicu12.com. Weekend Sports: Jay Puskar, 814-454-8812, jpuskar@wicu12.com

WJET (ABC Affiliate), 8455 Peach Street, Erie, PA 16509. Craig Smylie, 814-864-5685, csmylie@wjettv.com

FORT WAYNE MAD ANTS

Heidi Busch
Director, Communications and Operations
Office: (260) 369-2677 x. 108
Cell: (260) 760-8418
E-Mail: heidi@fortwaynehoops.com

DIRECTIONS TO MEMORIAL COLISEUM

From Fort Wayne International Airport: Go Northwest on West Ferguson Rd. toward 2nd Street, go about 1/3 mile and West Ferguson becomes Indianapolis Rd, go about 1/8 mile. Turn left onto Airport EXPY/Dalman Rd. Continue to follow Airport EXPY for about 4 miles. Airport EXPY becomes Lower Huntington Rd. Merge onto I-69 North and go about 11 miles. Take the US-27 South exit – EXIT 111A toward Ft. Wayne, go about 1/3 mile and turn right onto Lima Rd, go about 1/7 mile. Turn left onto Coliseum Blvd East/IN-930 East and go about 1 mile and the Coliseum will be on your right.

MEDIA WILL CALL

Media Credentials are located at the Media Entrance which located on the Coliseum Boulevard side of the Arena (near the plane and eternal flame). Media should enter the parking lot from eastbound Coliseum Boulevard, into the VIP Parking entrance, and stop at the parking attendant's booth to be directed to the reserved spaces.

WRITERS REGUARLY ASSIGNED TO THE CLUB

FORT WAYNE JOURNAL GAZETTE, 600 W Main Street, Fort Wayne, IN,46802 Main: 260-461-8500, Fax: 260-461-8648, Sports Editor: Mark Jaworski mjaworski@jg.net, Sports Columnist: Steve Warden, stwarden@jg.net

NEWS SENTINEL, 600 W Main Street, Fort Wayne, IN, 46802, Main: 260-461-8242, Fax: 260-461-8817, Sports Editor: Thomas Davis tdavis@news-sentinel.com, Sports Columnist: Reggie Hayes rhayes@news-sentinel.com

TELEVISION BROADCASTERS

INDIANA'S NEWS CENTER, 3401 Butler Road, Fort Wayne, IN 46808, Main: 260-483-8111, Fax: 260-484-8240, Sports Director: Dean Pantazi, deanp@indianasnewscenter.com

WANE-TV, NEWSCHANNEL 15, 2915 West State Blvd. Fort Wayne, IN 46808, Main: 260-424-1515, Fax: 505-764-2456. Sports Director: Glenn Marini, glenn.marini@wane.com

IDAHO STAMPEDE

Travis Tate
Coordinator, Media and Public Relations
Office: (208) 288-4667
Cell: (208) 377-2205
E-Mail: travis@idahostampede.com

DIRECTIONS TO QWEST ARENA:

From Boise Airport: Start out going southeast on W. Airport Way. W. Airport Way becomes S. Vista Ave. Turn slight left onto S. Capitol Blvd. Qwest Arena is on the corner of S. Capitol Blvd. and E. Front St. Total Distance: 3.5 miles.

From Salt Lake City, UT/15 North: Take I-15 N to I-84 W (71.5 miles). Take I-84 W toward Boise (crossing into Idaho). Take the Broadway Ave./US-20/US-26 exit-Exit 54-toward City Center. Turn Right onto S. Broadway Ave./US-20W/US-26W. Turn left onto E. Front St./ US-20W/US-26W. Turn right onto S. Capitol Blvd. Qwest Arena is on the corner of S. Capitol Blvd. and E. Front St. Total Distance: 339 miles.

From Spokane, WA/85 South: Take I-90 W/US-395 S. Merge onto US-395 S via exit 220 toward Pasco. Merge onto I-182 W/US-12 W/ US-395 S toward Richland/Pendleton. Merge onto US-395 S via exit 12A toward Kennewick/Pendleton. Merge onto US-395 S toward Kennewick/Pendleton. Merge onto I-82 E via the exit on the left toward Pendleton/Umatilla (crossing into Oregon). Merge onto I-84 E via the exit on the left toward Pendleton (crossing into Idaho). Keep left to take I-184 E via exit 49 toward City Center. I-184 E becomes W. Myrtle St./US-20 E/US-26 E. Turn left on S. Capitol Blvd. Qwest Arena is on the corner of Capitol and Front. Total Distance: 427 miles.

From Portland, OR/84 East: Take I-84 E toward Portland Airport/The Dalles (crossing into Idaho). Keep left, take the I-184 E exit 49 ramp toward City Center. I-184 E becomes W. Myrtle St./US-20/US-26 E. Turn left onto S. Capitol Blvd. Qwest Arena is on the corner of Capitol and Front. Total Distance: 430 miles.

From Idaho Falls, ID/84 West: Take I-84 W toward Jerome/Boise. Take the S. Broadway Ave./US-20/US-26. Turn left onto E. Front St./US-20 W/US-26 W. Turn right onto S. Capitol Blvd. Total Distance: 129 miles.

MEDIA WILL CALL:

Will Call Tickets are located outside of the main entrance of the Qwest Arena, on The Grove outdoor public area, at a designated Will Call window at the Box Office. Proper identification is required for ticket and credential pick-up.

WRITERS REGULARLY ASSIGNED TO THE CLUB:

Idaho Statesman, PO Box 40, Boise, ID 83707; www.idahostatesman.com; Sports Department: 208-377-6419, Fax: 208-377-6449, Editor: Mike Prater 208-377-6421 mprater@idahostatesman.com, Beat Writer: Chris Langrill 208-377-6424 clangrill@idahostatesman.com, Columnist: Brian Murphy, 208-377-6444, bmurphy@idahostatesman.com

Idaho Press Tribune, PO Box 9399, Nampa, ID 83652; www.idahopress.com; Sports Department: 208-465-8111, Fax: 208-467-9562; Sports: Tom Fox, 208-465-8109, tfox@idahopress.com

The Arbiter, 1910 University Drive, Boise, ID 83725; www.arbiteronline.com, Phone: 208-345-8204, Fax: 208-426-3198; Sports Editor, Jake Garcin, 208-345-8204 x103, sports@arbiteronline.com

RADIO BROADCASTERS

KFXD, 630 AM, 827 E Park Blvd., Ste 201, Boise, ID 83712; www.kfxd.com; Phone: 208-344-6363, Fax: 208-336-3735; Contact: Kevin Godwin, Kevin.godwin@peakbroadcasting.com

KBOI, 670 AM, 1419 W. Bannock Street, Boise, ID 83702; www.670kboi.com; Phone: 208-336-3670, Fax: 208-336-3735; Contact: Paul Schneider, paul.schnieder@citcomm.com

KTIK, 1350 AM, 1419 W. Bannock Street, Boise, ID 83702; www.ktik.com; Phone: 208-424-1350, Fax: 208-336-3734; Contacts: Jeff Caves, jeff.caves@citcomm.com; Pat Metzger, pat.metzger@citcomm.com

TELEVISION BROADCASTERS

KBCI-TV (CBS) Ch. 2, PO Box 2, Boise, ID 83707; www.2news.tv; Phone: 208-472-2203, Fax: 208-336-1106; Sport Director: J. Bates, 208-472-2203 jbates@kbcitv.com, Contact: Troy Oppie, toppie@kbci.com

KIVI – TV (ABC) Ch. 6,1866 E Chisholm Dr, Nampa, ID 83687; www.kivitv.com; Phone: 208-381-6655, Fax: 208-381-6661, Contact: Amanda Maynard, amaynard@kivitv.com

KTVB-TV (NBC) Ch. 7, PO Box 7, Boise, ID 83707; www.ktvb.com; Phone: 208-375-7277, Fax: 208-375-7770; Contact: Zach Wolken, zwolken@ktvb.com

KTRV-TV (FOX) Ch. 12, 1 Sixth St N., Nampa, ID 83687; www.ktrv.com; Phone: 208-466-1200 ,Fax: 208-467-6958; Contact: Nate Kuester, nkuester@ktrv.com

IOWA ENERGY

Jenny Will
Office Manager
Office: (515) 462-2849
Cell: (815) 954-8777
E-Mail: jwill@iowanba.com

DIRECTIONS TO WELLS FARGO ARENA:

From the West: Motorists traveling from the west may exit I-235 at the 7th St. If you exit at 7th Street, travel one block south to Crocker. Turn left at Crocker down to 5th Street, where you can turn left and pull into the Iowa Events Center parking lot.

From the East: Motorists traveling from the east should exit I-235 at 3rd St. and go south to enter IEC's parking lot.

MEDIA WILL CALL:

Will Call Tickets are located inside the Center Street entrance of Wells Fargo Arena at the Ticket Office. (From the arena floor) Proceed through the doors and the Ticket Office is located on the left. Proper identification is required for ticket and credential pick-up.

SPORTS EDITORS, WRITERS AND COLUMNIST

Des Moines Register, 715 Locus Street, Des Moines, IA 50309, Main Newspaper Number (515) 284-8000, Sports Dept. 515-284-8130, www.desmoinesregister.com. Executivce Sports Editor: Bryce Miller, brmiller@dmreg.com, 515-284-8130; Beat Writer: Mark Emmert, 515-284-8062, memmert@dmreg.com

RADIO BROADCASTERS

KBGB, 1700AM The Champ, 4143 109th Street, Urbandale, IA 50322. Phone, 515-331-9200, Fax 515-331-9292. General Manager: Terry Peters: 515-33109200, Email: terry.peters@citcomm.com; On Air Talent: Marty Tirrell 515-778-8130.

TELEVISION BROADCASTERS

WOI-TV (ABC) Ch. 5, 3903 Westown Parkway, West Des Moines, IA 50266, Fax: 515-457-1025, Station: 515-457-9645, Sports Director/Main Anchor: John Walters 515-457-1026, jwalters@myabc5.com; Sports Reporters: Eric Murphy (emurphy@myabc5.com), Dave Zawilinkski (dzawilinski@myabc5.com), Phil McIlrath (pmcllrath@myabc5.com).

KCCI-TV (KCCI) Ch. 8, 888 9th Street, Des Moines, IA, Main Office: 515-247-8888, Sports Director: Heidi Soliday Email: hsoliday@kcci.com, Sports Director: Andy Garman, agarman@kcci.com. Sports Reporters: John Meyer, johnmeyer@kcci.com, Andy Ireland, aireland@kcci.com; 515-247-8811.

WHO-TV (WHO) Ch. 13, 10800 1801 Grand Avenue, Des Moines, IA 50309, Station: 515-242-3500, Sports Director/Main Anchor: Keith Murphy, 515-247-8841, Email: Keith.Murphy@whotv.com, Sports Reporters: Shawn Terrell, Chris Hassel.

MEDIACOM Ch. 22, 2205 Ingersoll Avenue, Des Moines, IA 50312, 515-246-1555

MAINE RED CLAWS

Jana Spaulding
Director, Public and Community Relations
Office: (207) 210-6655
Cell: (207-233-4339
E-Mail: jspaulding@maineredclaws.com

DIRECTIONS TO THE PORTLAND EXPOSITION BUILDING

From the North: I-295S to Exit 6A, Merge onto Forest Avenue , Turn right onto State Street, Turn right onto Park Avenue

From the South: I 295N to Exit 5, Merge onto Congress Street, Turn left onto St. John Street, Take first right onto Park Avenue

MEDIA WILL CALL

Media may pick up their credentials at Will Call located inside of the far-left door, which will be marked "Media." Proper identification is required to pick up any media credentials

WRITERS REGULARLY ASSIGNED TO THE TEAM

Portland Press Herald: 390 Congress Street, Portland, ME 04101, 207-791-6650/207-791-6924, Joe Grant, Sports Editor, dcoulter@pressherald.com, 207-791-6410; Jenn Menendez, Reporter, jmenendez@pressherald.com, 207-791-6426, Mike Lowe, Reporter, mlowe@pressherald.com, 207-791-6422

Biddeford Journal Tribune: 457 Alfred Road, Biddeford, ME 04005, 207-282-1535/282-3138, Al Edwards, Sports Editor, aedwards@journaltribune.com, 207-282-1535, Dan Hickling, Reporter, danhickling@roadrunner.com, 207-282-1535

Lewiston Sun Journal: 104 Park Street, Lewiston, ME 04240, 207- 784-5411/207-777-3436, Justin Pelletier, Assistant Sports Editor

Falmouth Forecaster: 5 Fundy Road, Falmouth, ME 04105, 207-781-3661/207-781-2060, Michael Hoffer, Sports Editor, mhoffer@theforecaster.net, 207-781-3661

Portland Daily Sun: 61 St. Lawrence Street, Portland, ME 04101, 207-699-5801, Casey Connolly, Sports Editor, casey@portlanddailysun.me, 207-699-5801

Boston Globe: 135 Morrissey Blvd., Boston, MA 02125, 617-929-2233/617-929-2872, Frank Dell'Apa: Reporter, f_dellapa@globe.com, 617-929-2233

Boston Herald: Boston Herald, One Herald Square, Boston, MA 02118, 617-619-6651/617-542-1314, Mark Murphy, Reporter, sanfelice@aol.com, 617-619-6651

RADIO BROADCASTERS

WJAB 96.3 FM The Big Jab: 779 Warren Ave, Portland ME, 04103, 207-773-969/207-761-4406, www.thebigjab.com, Program Director Jon Van Hoogenstyn, Play-By-Play Chris Sedenka

TELEVISION BROADCASTERS

WCSH-TV6: One Congress Square, Portland, ME 04101, 207-828-6666/207-828-6630, Bruce Glasier, Sports Director/Anchor, bglasier@gannett.com, 207-828-6666, Lee Goldberg, Sports Anchor/Reporter, lgoldberg@gannett.com, 207-828-6666

WMTW-TV8: P.O. Box 8, Auburn, ME 04210, 207-782-1800/207-782-2165, Travis Lee, Sports Director/Anchor, tlee@hearst.com, 207-523-4530, Dave Guthro, Reporter, dguthro@hearst.com, 207-782-1800

WGME-TV13: 81 Northport Drive, Portland, ME 04103, 207-797-1313/207-878-7482, Dave Eid, Sports Director/Anchor, deid@wgme.com, 207-228-7751, Evans Boston, Reporter, eboston@wgme.com, 207-228-7752

NECN: 160 Wells Avenue, Newton, MA 02459, 617-630-5000/617-630-5055, Amy Sinclair, Reporter – Maine Bureau, asinclair@necn.com

Time Warner Cable: 118 Johnson Road, South Portland, ME 04102, 207-252-2222

NESN: 480 Arsenal Street, Building #1, Watertown, MA 02472, 617-536-9233/617-536-7814

Comcast SportsNet New England: 42 Third Avenue, Burlington, MA 01803, 781-270-7200/781-221-7580, Gary Tanguay, Anchor, gtanguay@comcastsportsnet.com

WIRE SERVICES

Associated Press: Maine: 75 Market Street, Suite 402, Portland, ME 04112, 207-772-4157/207-774-6625

NEW MEXICO THUNDERBIRDS

Ben Gordon-Goldstein
Director, Media & Public Relations
Office: (505) 265-3865
Cell: (609) 915-5773
E-Mail:bgoldstein@nmtbirds.com

DIRECTIONS TO SANTA ANA STAR CENTER:
From East of the River:
Travel north on I-25, and exit US-550 in Bernalillo. Turn left to head west.
Turn left (south) at NM-528, Turn right on Idalia Road, Turn right on Iris Road, Turn left on Paseo del Volcan, and proceed to the Santa Ana Star Center.

From West of the River:
Travel north on NM-528, and turn left onto Iris Road, Turn left on Paseo del Volcan, and proceed to the Santa Ana Star Center

From Paseo del Norte:
Travel west on Paseo del Norte to Golf Course, Turn right on Golf Course to travel north, Turn left on McMahon Blvd to travel west, Turn right on Unser to travel north, Turn right on King Street and proceed to the Santa Ana Star Center.

MEDIA WILL CALL
Will Call tickets are located to the right of the main entrance at the Santa Ana Star Center's Box Office. Proper identification is required for ticket and credential pick-up.

WRITERS REGULARLY ASSIGNED TO THE CLUB

ALBUQUERQUE JOURNAL, 7777 Jefferson NE, Albuquerque, NM 87109, Main: 505-823-3800, Fax: 505-823-3998 Sports Editor: Randy Harrison 505-823-3907, sports@abqjournal.com

RIO RANCHO JOURNAL, 7777 Jefferson NE, Albuquerque, NM 87109, Main: 505-823-3848, Fax: 505-823-3898, Writer: James Yodice 505-823-3950, jyodice@abqjournal.com

SANTA FE NEW MEXICAN, 202 E. Marcy St., Santa Fe, NM 87501, Main: 505-983-3303, Fax: 505-986-9147, Sports Editor: James Barron 505-986-3045, jbarron@sfnewmexican.com, sports@sfnewmexican.com

NEW MEXICO BUSINESS WEEKLY, 116 Central Ave. SW Suite 202, Albuquerque, NM 87102, Main: 505-768-7008, Fax: 505-768-0890, Editor: Kathi Schroeder 505-348-8313, kschroeder@bizjournals.com, Writer: Damon Scott damonscott@bizjournals.com

THE RIO RANCHO OBSERVER, 1594 Sara Road - Suites D & E, Rio Rancho, NM 87124,
Main: 505-892-8080, Fax: 505-892-5719, Sports Editor: Gary Herron 505-891-7174, gherron@rrobserver.com

ABQ SPORTS, PO Box 15981, Rio Rancho, NM 87174, Main: 505-620-3969, Fax: 505-994-0336, Sports Reporter: Carlos Montoya, Carlos@abqsportsmag.com

RADIO BROADCASTERS

KBZU 96.3 FM, "The Buzz" Talk, Sports, Guy Stuff, 500 4th St. NW. 5th Floor Albuquerque, NM 87102, Main: 505-767-6700, Fax: 505-767-6767, Program Director Erik Gee, erik.gee@citcomm.com

KKOB 770 AM, Albuquerque News, 500 4th St. NW 5th Floor Albuquerque, NM 87102, Main: 505-767-6700, Fax: 505-767-6767, Operations Director: Pat Frisch, On-Air Host: Bob Clark, kkobam@citcomm.com

KNML 610 AM, "The Sports Animal" 500 4th St. NW 5th floor, Albuquerque, NM 87102, Main: 505-767-6700, Fax: 505-767-6711, On-Air Hosts: Jeff Siembieda and Erik Gee, 505-767-6700

KTBL 1050 AM, Albuquerque News, 500 4th St. NW 5th floor, Albuquerque, NM 87102, Main: 505-767-6700, Fax: 505-767-6711, Operations Director: Pat Frisch

KQTM 101.7 FM, "The Team" 4131 Barbara Loop SE, Suite 202, Rio Rancho, NM 87124, Main: 505-338-1414, Fax: 505-338-1459 President: Joe O'Neill, On-Air Host: Bob Brown

TELEVSION BROADCASTERS

KASA TV FOX 2, 13 Broadcast Plaza, SW, Albuquerque, NM 87104, Main: 505-243-2285, Fax: 505-842-8483, Sports: Van Tate van.tate@krge.com

KOB TV NBC 4, Broadcast Plaza SW, Albuquerque, NM, 87104, Main: 505-764-2453, Fax: 505-764-2456, Sports Director: JP Murrieta, JPMurrieta@KOBTV.com, Sports: Lee Faria sports@kobtv.com

KOAT TV ABC 7, 3801 Carlisle Blvd., NE, Albuquerque, NM 87107, Main: 505-884-6324, Fax: 505-884-6354, Sports Director: Bob Brown rbrown@hearst.com, Sports: John Salazar jpsalazar@hearst.com, News Desk, Koatdesk@hearst.com

KRQE TV CBS 13, 13 Broadcast Plaza, SW, Albuquerque, NM 87104, Main: 505-243-2285, Fax: 505-842-8483, Sports Director: Van Tate vantate@krqe.com, KRQE, krqesoundoff@krqe.com

KTEL TV 47, 2400 Monroe NE, Albuquerque, NM 87110, Main: 505-884-5353, Fax: 505-889-8390, Contact: Isabel Pena ipena@kteltv.com

KWBQ TV CW 19, 8341 Washington Street, NE, Albuquerque, NM 87113, Main: 505-797-1919, Fax: 505-344-1145, Sales Associate: Kern Dant kern.dant@my50.tv

KASY TV MY 50, 8341 Washington Street, NE, Albuquerque, NM 87113, Main: 505-797-1919, Fax: 505-344-1145, Sales Associate: Kern Dant kern.dant@my50.tv

Entravision Communications Company, 2725 Broadbent Pkwy. NE Suite F, Albuquerque, NM 87107, Main: 505-342-4141, Fax: 505-344-0891, Sports: Donald Zepeda, dzepeda@entravision.com

Noticias Univision New Mexico, 2725-F. Broadbent Parkway NE, Albuquerque, NM 87107, Main: 505-342-4141, Fax: 505-344-0891, General Manager: Margarita Wilder, Assignments Manager: Marilyn Gonzales, 505-341-6132, mgonzales@entravision.com

INTERNET

www.newmexicosportsnews.com, 8109 Sheffield NW Albuquerque, NM 87120, Main: 505-352-1406, Owner: Andy Riveria, broncosnm@gmail.com

RENO BIGHORNS

TJ Lasita
Director, Media Relations
Office: (775) 334-7007
Cell: (513) 702-7949
E-Mail: tjlasita@nbareno.com

DIRECTIONS TO RENO EVENTS CENTER:

From Westbound I-80: Exit 13 Downtown Reno/Virginia Street; Left on Virginia Street; Left on 4th Street; Arena is one block down on the left.

From Eastbound I-80: Exit 13 Downtown Reno/Virginia Street; Right on Virginia Street; Left on 4th Street; Arena is one block down on the left.

From Southbound US-395: Exit I-80 West; Exit 13 Downtown Reno/Virginia Street; Left on Virginia Street; Left on 4th Street; Arena is one block down on the left.

From Northbound US-395: Exit I-80 West; Exit 13 Downtown Reno/Virginia Street; Left on Virginia Street; Left on 4th Street; Arena is one block down on the left.

MEDIA WILL CALL

Credentials are available to the right of Portal B, on the corner of 4th Street and Center Street. Valid identification is required to pick up credentials.

WRITERS REGULARLY ASSIGNED TO THE CLUB

Reno Gazette-Journal: PO Box 22000, Reno, NV 89520; Phone: 775-788-6200; Fax: 775-788-6458; Sports Editor: Lauren Gustus, lgustus@rgj.com

Nevada Appeal: 580 Mallory Way; Carson City, NV 89702; Phone: 775-882-2111; Fax 775-887-2420; Sports Editor: Justin Lawson, jlawson@nevadaappeal.com

Sparks Daily Tribune: 1002 C Street; Sparks, NV 89423; Phone: 775-358-8061; Fax 775-359-3837; Sports Editor: Dan Eckles, deckles@dailysparkstribune.com.

RADIO BROADCASTERS

Americom Broadcasting: 961 Matley Lane (Suite 120), Reno, NV 89502; Phone: 775-829-1964; Fax: 775-825-3183; General Manager: Daniel Cook, dcook@mightyreno.com.

Citadel Broadcasting: 595 East Plumb Lane; Reno, NV 89502; Phone: 775-789-6700; Fax: 775-325-9188; Program Director: Dan Mason, kkohnews@citcomm.com

Lotus Radio Group: 2900 Sutro Street; Reno, NV 89512; Phone: 775-329-9261; Fax: 775-323-1450; General Manager: Dane Wilt, dane@kozzradio.com

Wilks Broadcasting: 300 East 2nd Street (#1400); Reno, NV 89501; Phone: 775-333-0123; Fax: 775-322-7361; General Manager: Raina Weathers, rainarocks@aol.com

TELEVISION BROADCASTERS

KRNV News 4 NBC: 1790 Vassar Street; Reno, NV 89502; Phone: 775-322-4444; Fax: 775-785-1206; Sports Director: Brian Samudio, bsamudio@krnv.com; Sports Reporter: JP Zunini, jzunini@krnv.com

KTVN Channel 2 CBS: 4925 Energy Way, Reno, NV 89502; Phone: 775-858-2222; Fax: 775-861-4298; Sports Director: JK Metzker, jmetzker@ktvn.com; Sports Reporter: Garrett Dearborn:, gdearborn@ktvn.com

KOLO Channel 8 ABC: 4850 Ampere Drive, Reno, NV 89502; Phone: 775-858-8888; Fax: 775-858-8855; Sports Director: Josh Little, josh.little@kolotv.com; Sports Reporter: Daniel Chanin, daniel.chanin@kolotv.com.

RIO GRANDE VALLEY VIPERS

Jonah Goldberg
Director, Communications
Office: (956) 972-1144
Cell: (516) 659-1177
E-Mail: jgoldberg@rgvipers.com

DIRECTIONS TO STATE FARM ARENA:

From McAllen Miller International Airport: Upon exiting airport, make right turn onto Wichita Street. At second light, make right turn onto 10th St. (Hwy 336).After 4.2 miles, arena will be on right.

From West: Take Expressway 83 to 10th St. Exit. Make right onto 10th St. After 4.7 miles, arena will be on right.

From East: Take Expressway 83 to 2nd St./10th St. Exit. Make left onto 10th St. After 4.8 miles, arena will be on right.

From North: Take Expressway 281 South to Expressway 83 West towards McAllen. After 3.3 miles, take 2nd St./10th St. Exit. Make left onto 10th St. After 4.8 miles, arena will be on right. **OR** Take Expressway 77 South to Expressway 83 North/West towards McAllen. After 33.2 miles, take 2nd St./10th St. Exit. Make left onto 10th St. After 4.8 miles, arena will be on right.

From Reynosa, Mexico: Take International Bridge to International Blvd. (Hidalgo). After 1.4 km, make slight right onto W. Coma Ave/TX-241/US-281. After 1.2 km, make slight left onto 10th St./336. After 2.3 km, arena will be on left.

From Mexico (East of Reynosa): Cross International Bridge and made left onto W. Military Hwy (US-281 West). Take right-hand exit onto 10th St. (towards McAllen). After 1.4 miles, arena will be on left**.** Arena is on the right hand side.

MEDIA WILL CALL

Media Will Call/Credential pick up is at the back of the arena, through a door to the left of the loading dock. Proper identification is required for ticket and credential pick-up.

WRITERS REGUARLY ASSIGNED TO THE CLUB

The McAllen Monitor, 1400 E. Nolana Loop, McAllen, TX 78501; Phone: (956) 686-4343, Fax: (956) 618-0520; Sports Editor: Todd Mavreles, C: 956-683-4451, O: 956-686-2604, toddm@themonitor.com; Beat Writer: David Hinojosa, C: 214-773-7061, O: 956-683-4442, dhinojosa@themonitor.com

Periodico El Manana De Reynosa, 300 West Dallas Ave., McAllen, TX 78501-2748. Beat Writer: Rogelio Romero, C: 956-681-0523, O: 956-686-2604, rog65us@yahoo.com

My Universal Sports, www.myrgvsports.net; Iran Perez, Editor. Lalak34@aol.com

956Sports.com, http://956sports.com; Jacob Berry, Editor. Jake@956sports.com, 956-802-6408

RADIO BROADCASTERS

BMP Radio, KURV 710 AM, 1201 N Jackson Rd # 900, McAllen, TX 78501-8895; Ph: 956-992-8895; Sergio Sanchez, Executive Producer. O: 956-992-8895,C: 956-928-3113**,** Ssanchez@bmpradio.com;Bruce Collins, Program Director, O: 956-225-4459, C: 956-928-3113, bcollins@bmpradio.com

Clear Channel Radio, 901 E Pike Blvd, Weslaco, TX 78596; Billy Santiago, GM, O: 956-973-9202, billysantiago@clearchannel.com

TELEVISION BROADCASTERS

KGBT-TV (CBS-4), 9201 W. Expressway 83, Harlingen, TX 78552; Phone: 956-366-4444, Fax: 956-366-4490; Sports Director/Anchor: Clay Williams, cwilliams@valleycentral.com, O: 956-366-4436, C: 956-200-6200; Sports Reporter: Brendan Fitzgerlad, bfitzgerald@valleycentral.com, O: 956-366-4432, C: 307-267-9157

KRGV-TV (ABC-5), 900 E. Expressway 83, Weslaco, TX 78596; Phone: 956-968-5178, Fax: 956-973-5002; Sports Director: Vince Erickson, O: 956-968-5555, C: 214-315-1097, vince@krgv.com. Sports Reporter: Dave Brown, O: 956-968-5555, C: 956-343-8895, dave5on5@usa.net, dave@krgv.com; Sports Reporter: Joel Villanueva, O: 956-968-5555, C: 956-792-2112, joel@krgv.com

XRIO-TV (Fox-2)/Cable 6/DTV 48-3, 801 N. Jackson Rd. McAllen, TX 78501; Phone 956-661-6000; Fax 956-661-6082; Sports Director: Rigo Montenegro, fox2sports@gmail.com. News Directory: Joe Charles, jcharlesiii@entravision.com

KNVO-Univision (Ch.48), 801 N. Jackson St., McAllen, TX 78501; Phone: 956-687-5634, Fax: 956-687-7784; Sports Director: Pedro Leija, O: 956-687-4848, C: 956-496-9045, pedroleija@univision.com, pleija@entravision.com.

KTLM (Telemnudo-40), **3900 N. 10th St., McAllen, TX 78501, News Director: news@ktlm-tv.com.**

SIOUX FALLS SKYFORCE

Brett Hansen
Director, Media & Public Relations
Office: (605) 332-0605
Cell: (605) 929-6436
E-Mail: brett@skyforceonline.com

DIRECTIONS TO SIOUX FALLS ARENA

From Sioux Falls Regional Airport:
Go south on N. Minnesota Avenue – go 1.0 mile. Turn right on W. Russell Street and head west – go 0.8 mile. Turn left on N. West Avenue and take first right to enter main parking lot.

From the North:
Take I-29 to exit 81 (Maple Street). Turn left on W. Maple Street – go 0.2 mile. Continue on W. Russell Street – go 1.5 miles. Turn right on N. West Avenue and take first right to enter main parking lot.

From the South:
Take I-29 to exit 81 (Russell Street). Turn right on W. Russell Street – go 1.5 miles. Turn right on N. West Avenue and take first right to enter main parking lot.

MEDIA WILL CALL

Will Call Tickets are located inside the main (south) entrance of the Sioux Falls Arena at the will call window. Proper identification is required for ticket and credential pick-up.

WRITERS REGULARLY ASSIGNED TO THE CLUB:

The Argus Leader, 200 S. Minnesota Ave., Sioux Falls, SD 57104; Sports Department Phone: 605-331-2303, Sports Department Fax: 605-977-3933, Sports Editor: Stu Whitney, Phone: 605-977-3922, E-mail: swhitney@argusleader.com; Sports Reporter: Mick Garry, Phone: 605-977-2323, E-mail: mgarry@argusleader.com; Sports Reporter: Terry Vandrovec, Phone: 605-977-3923, E-mail: tvandrovec@argusleader.com; Sports Reporter: Matt Zimmer, Phone: 605-977-2265, E-mail: mzimmer@argusleader.com

RADIO BROADCASTERS

KSOO 1140 AM, 5100 S. Tennis Ln., Sioux Falls, SD 57108; Main Phone: 605-361-0300, Fax: 605-361-5410; Program Director: Dave Roberts, Phone: 605-373-6306, E-mail: dave@ksoo.com

KWSN 1230 AM, 500 S. Phillips Ave., Sioux Falls, SD 57104; Main Phone: 605-331-5350, Fax: 605-336-0415; Program Director: Craig Mattick, Phone: 605-271-5873, E-mail: craig.mattick@bybradio.com, Sports Talk Host: John Gaskins, Phone: 605-271-5821, E-mail: john.gaskins@bybradio.com

ESPN 99.1 FM, 5100 S. Tennis Ln., Sioux Falls, SD 57108; Main Phone: (605) 361-0300, Fax: (605) 361-5410; Program Director: Dave Roberts, Phone: (605) 373-6306, E-mail: dave@ksoo.com; Sports Talk Host: Brad Peterson, Phone: (605) 330-7239, E-mail: brad@espn991.com; Sports Talk Host: Jeff Harkness, Phone: (605) 330-7242, E-mail: jeff@espn991.com; Sports Talk Host: Warren Swain, Phone: (605) 333-5106, E-mail: warren@espn991.com

TELEVISION BROADCASTERS

KDLT TV (NBC), 3600 S. Westport Ave., Sioux Falls, SD 57106; Main Phone: 605-361-5555, Fax: 605-361-3982; Sports Director: Mark Ovenden, Phone: 605-361-1357, E-mail: sports@kdlt.com; Weekend Sports Anchor: Jason Anschutz, Phone: 605-361-1357, E-mail: sports@kdlt.com, Sports Reporter: Paul Heinert, Phone: 605-361-1357, E-mail: sports@kdlt.com

KELO TV (CBS), 501 S. Phillips Ave., Sioux Falls, SD 57104; Main Phone: (605) 336-1100, Fax: (605) 336-0202; Sports Director: Jay Elsen, Phone: (605) 357-5692, E-mail: jelsen@keloland.com; Weekend Sports Anchor: Matt Holsen, Phone: (605) 357-5675, E-mail: mholsen@keloland.com; Sports Reporter: David Brown, Phone: (605) 357-5663, E-mail: dbrown@keloland.com

KSFY TV (ABC), 300 N. Dakota Ave., Sioux Falls, SD 57104; Main Phone: (605) 336-1300, Fax: (605) 336-2067; Sports Director: Erik Thorstenson, Phone: (605) 373-7376, E-mail: ethorstenson@ksfy.com; Weekend Sports Anchor: Jim Nelson, Phone: (605) 373-7369, E-mail: jnelson@ksfy.com

SPRINGFIELD ARMOR

Nicole Hoffman
Director, Marketing & Public Relations
Office: (413) 746-3263
Cell: (203) 395-8145
E-Mail: nhoffman@armorhoops.com

DIRECTIONS TO MASSMUTUAL CENTER

Traveling North on I-91, Take Exit 6 (Springfield Center) onto East Columbus Avenue. Continue up East Columbus Avenue (about ¼ mile) to Court Street. Take a right onto Court Street and proceed past Symphony Hall, City Hall and Sovereign Bank. The MassMutual Center is located at the corner of Court and Main Street across from Court Square.

Traveling South on I-91, Take Exit 7 (Springfield Center Columbus Avenue). Turn left at the light at the end of the ramp. Circle under the highway and go straight through one light. Take a right at the second light onto Main Street. The MassMutual Center is located at 1277 Main Street across from Court Square.

Traveling West on Rt. 90, Take Exit 6 off the Mass. Turnpike to Rt. 291. From Rt. 291 take Dwight Street Exit. Turn left at the end of the ramp and follow Dwight Street to the MassMutual Center.

Traveling East on Rt. 90, Take Exit 4 onto I-91 South. Take Exit 7 (Springfield Center Columbus Avenue). Turn left at the light at the end of the ramp. Circle under the highway and go straight through one light. Take a right at the second light onto Main Street.

MEDIA WILL CALL

Media may pick up credentials at the media check-in table upon entering the MassMutual Center's Dwight Street entrance. Proper identification is required to pick up all media credentials.

WRITERS REGULARLY ASSIGNED TO THE CLUB:

The Republican, 1860 Main Street, Springfield, MA 01101; www.masslive.com; Newsroom: 413-788-1200; Fax: 413-788-1301; Sports Columnist: Ron Chimelis, 413-788-1257, E-Mail: rchimelis@repub.com

RADIO BROADCASTERS

WHLL 1450 AM (ESPN Radio Affiliate), 1000 West Columbus Avenue, Springfield, MA 01105 - located inside the Naismith Memorial Basketball Hall of Fame. General Manager: Craig Swimm. Phone: 413-737-1414; Fax: 413-737-1488. Web site: www.1450thehall.com

WMAS 94.7 FM (Citadel), 1000 West Columbus Avenue, Springfield, MA 01105 - located inside the Naismith Memorial Basketball Hall of Fame. General Manager: Craig Swimm. Phone: 413-737-1414; Fax 413-737-1488. Web site: www.947wmas.com

WEEI 105.5 FM Springfield (Entercom), One Financial Plaza, 1350 Main Street, Suite 1206, Springfield, MA 01103. Station Manager: David Oldread. Phone: 413-214-6977; Fax: 413-214-6986

WHYN 560 AM – Newstalk 560 (Clear Channel), 1331 Main Street, 4th Floor, Springfield, MA 01103. Phone: 413-536-1105; Fax: 413-734-4434. Web site: www.whynam560.com

WAQY 102.1 FM – Rock 102 (Saga Communications), 45 Fisher Avenue, East Longmeadow, MA 01028. Vice President/General Manager: Gary Zenobi, gzenobi@springfieldrocks.com. Phone 413-525-4141; Fax: 413-525-4334. Web site: www.rock102.com

TELEVISION BROADCASTERS

WGGB (ABC/FOX Affiliate) Channel 40, 1300 Liberty Street, Springfield, MA 01104; Sports Director/Anchor: Scott Coen, 413-846-0169, scoen@wggb.com

WSHM (CBS Affiliate) Channel 3, One Monarch Place, Springfield, MA 01144-7012; Main phone: 413-736-4333, sports@cbs3springfield.com

WWLP (NBC Affiliate) Channel 22, One Broadcast Center, Chicopee, MA 01013; Main phone: 413-377-2200; Sports Anchor: Ryan Walsh, rwalsh@wwlp.com

TEXAS LEGENDS

Malcolm Farmer
Assistant General Manager
Office: (214) 469-0822
Cell: (214) 938-4592
E-Mail: mfarmer@texlegends.com

DIRECTIONS TO DR. PEPPER ARENA

Traveling From Love Field, Start out going southeast on Cedar Springs Rd. toward Aviation Pl. Turn left onto W. Mockingbird Lane. Turn left to take the Dallas North Tollway north ramp. Merge onto Dallas North Tollway N. (portions toll). Take the exit toward TX-121/State Hwy. Stay straight to go onto N. Dallas Pkwy. Turn right onto Gaylord Pkwy. Turn right into Dr. Peppers Star Center.

Traveling From Dallas-Forth Worth International Airport, Start out going east on E. 28th St toward E Airfield Dr. Turn right onto E Airfield Dr. Turn left onto W Walnut Hill Ln/E 34th st. Stay straight to go onto W Walnut Hill Ln/E 34th st. Continue to follow W Walnut Hill Ln. Turn left onto TX-161. Turn slight left to take the President George Bush Turnpike North ramp. Merge onto TX-161 N (portions toll). TX-161 N becomes President George Bush Turnpike (portions toll). Merge onto I-35E N/US-77 N toward Denton. Take the TX-121-toll N exit, exit 447a, toward McKinney. Merge onto TX-121 Toll N/Sam Rayburn Tollway (portions toll). Take the exit toward Dallas North Tollway. Turn slight left onto Highway 121/TX-121. Turn left onto Dallas Pkwy. Turn right onto Gaylord Pkwy. Turn right into Dr. Pepper Center.

Traveling From Downtown Dallas, Start out going southwest on Valor Pl toward Victory Ave. Turn left onto Victory Ave. Turn left onto Olive St. Turn left onto N Houston St. N Houston St becomes Alamo St. Turn left onto Harry Hines Blvd/TX-354 Loop N. Take the Oak Lawn Ave. eastbound ramp. Turn slight right onto Oak Lawn Ave. Turn slight left to take the Dallas North Tollway north ramp. Merge onto Dallas North Tollway N (portions toll). Take the exit toward Gaylord Pkwy/Warren Pkwy. Turn slight left onto Dallas Pkwy. Turn right onto Gaylord Pkwy. Turn right into Dr. Pepper Center.

MEDIA WILL CALL

TBD

WRITERS REGULARLY ASSIGNED TO THE CLUB:

EDDIE SEFKO, DALLAS MORNING NEWS, 797 Oak Hollow Lane,
Rockwall, TX 75087, (214) 977-8451, C-(214) 546-3779, esefko@dallasnews.com.

TIM MacMAHON, ESPNDALLAS.COM, 802 Highland Lakes Court, Keller, Texas,
76248, C-972-679-2003, tim.k.macmahon@gmail.com

RADIO BROADCASTERS

ESPN 103.3 - KESN-FM - ESPN Dallas, 400 E Las Colinas Blvd, Suite 1033, Irving, TX 75039. General Manager: Pete Dits. Phone: 214-258-2800; Fax: 214-258-2880. Web site: www.espn.go.com/dallas/radio/

TELEVISION BROADCASTERS

TBD

TULSA 66ERS

Mitch Heckart
Public Relations Manager
Office: (918) 585-8444
Cell: (405) 213-6220
E-Mail: mheckart@tulsa66ers.com

DIRECTIONS TO THE TULSA CONVENTION CENTER

From Oklahoma City Merge onto I-40 E toward I-35 E; Slight left at I-35 N/US-62 E (signs for I-35 N/US-62 E/I-44/Tulsa/Witchita); Take exit 138A to merge onto I-44 E toward Tulsa; Slight left at I-244 E; Take exit 4C to merge onto W 7th St. toward Downtown; Slight left at W 6th St.

From Stillwater, OK Merge onto US-412 E (partial toll road); Take the exit onto I-244 W/OK-51 E/ US-64 E toward US-75 S/Broken Arrow/Okmulgee/Okla City; Take exit 5A to merge onto W 2nd St. toward Downtown; Turn right at S. Frisco Ave.; Take the 1st left onto W. 3rd St.; Take the 1st right onto S. Denver Ave.; Turn right at W. 6th St.

From Fayetteville, AR Merge onto US-412 W (partial toll road); Continue on I-44 W; Slight right at I-244 W/ US-412 W/Sand Springs/Enid; Take exit 6B on the left for US-75 N towards Bartlesville; Keep left at the fork, follow signs for US-75 S/Okmulgee and merge onto US-75 S; Take the 11th St./Houston Ave. exit; Turn right at N. 23rd St./S. Houston Ave.; Take the 1st right onto W 7th St.; Slight left at W. 6th St.

From Kansas City, MO Merge onto I-35 S (entering Kansas); Slight right at Overland Pkwy/US-69 S; Turn right at W. Atkinson Rd./US-160 W/US-69 S; Continue on US-400 E/US-69 Alt S; Turn left at SE Beasley Rd./Historic US-66 E/KS-66 E/US-400 Alt W; Turn right at KS-26 S/S. Main St.; Slight left at US-166 E/US-400 E; Slight right to merge onto I-44 W toward Tulsa (partial toll road); Take exit 34 to merge onto I-44 W/US-412 W toward OK-66/Tulsa; Slight right at I-244 W/ US-412 W/Sand Springs/Enid; Take exit 6B on the left for US-75 N towards Bartlesville; Keep left at the fork, follow signs for US-75 S/Okmulgee and merge onto US-75 S; Take the 11th St./Houston Ave. exit; Turn right at N. 23rd St./S. Houston Ave.; Take the 1st right onto W 7th St.; Slight left at W. 6th St.

MEDIA WILL CALL

Located on the concourse, near the Convention Center Exhibition Halls on the west side of the building. Proper identification is required to pick up all credentials and tickets.

WRITERS REGULARLY ASSIGNED TO THE CLUB

Tulsa World, PO Box 1770, Tulsa, OK, 74102; Ph: 918-581-8300, Fax: 918-581-8352; Sports Editor: Mike Strain, mike.strain@tulsaworld.com;Sports Desk: sports@tulsaworld.com

Tulsa Business Journal, 20 E. 5th Ave., Suite 105, Tulsa, OK 74103; Ph: 918-585-6655, Fax: 918-295-4890; Sports Editor: Ray Tuttle, rtuttle@tulsabusinessjournal.com

The Oklahoman, PO Box 25125, Oklahoma City, OK 73125; Ph: 405-475-3231, Fax: 405-475-3138; Sports Editor: Mike Sherman, msherman@oklahoman.com

Broken Arrow Ledger, 110 W. Kenosha, Broken Arrow, OK 74012, Ph: 918-258-7171, Fax: 918-258-9908, Sports Editor: Doug Quinn, dquinn@baledger.com

Urban Tulsa Weekly, 710 S. Kenosha, Tulsa, OK 74120; Ph: 918-592-5550, Fax: 918-592-5970, Sports Editor: Dwayne Davis, d_davis316@yahoo.com

RADIO BROADCASTERS

KYAL 97.1 FM "Sports Animal", 2448 E. 81st St., Suite 5500, Tulsa, OK 74137; Ph: 918-492-2660, Fax: 918-492-8840; Sports Director: Kevin Ward, kward@sportsanimaltulsa.com

KTBZ 1430 AM "The BUZZ", 2625 S. Memorial Dr., Tulsa, OK 74129; Ph: 918-388-0513, Fax: 918-665-0555; Program Director: Chris Plank, cplank@1430thebuzz.com, Talent: Jeremie Poplin, jpoplin@1430thebuzz.com, Talent: Don King, donking@clearchannel.com

KFAQ 1170 AM "Tulsa's Talk Radio", 4590 E. 29th St.., Tulsa, OK 74114; Ph: 918-743-7814, Fax: 918-743-7613; General Manager: Randy Brush, rbrush@journalbroadcastgroup.com; Program Director: Brian Gann, gbann@journalbroadcastgroup.com

KRMG 740 AM "News Talk 740", 7136 S. Yale Ave., Suite 500, Tulsa, OK 74136; Ph: 918-493-7400, Fax: 918-493-5345; Sports News: Rick Couri, scubafolk@tulsaconnect.com; News Director: Dan Potter, dan.potter@coxradio.com

TELEVISION BROADCASTERS

KOKI Fox 23, 2625 S. Memorial, Tulsa, OK 74129; Ph: 918-369-6397, Fax: 918-388-0516; Sports Director: Steve Layman, slayman@fox23.com; Sports: Nathan Thompson, nthompson@fox23.com

KJRH Channel 2 NBC, 3701 S. Peoria Ave., Tulsa, OK 74105;Ph: 918-743-2222, Fax: 918-748-1438; Sports Director: Al Jerkins, jerkins@kjrh.com, Sports: Jason Shackelford, shackelford@kjrh.com, Sports: Cayden McFarland, mcfarland@kjrh.com

KOTV Channel 6 CBS, 302 S. Frankfort, Tulsa, OK 74120; Ph: 918-732-6000, Fax: 918-732-6016; Sports Director: John Holcomb, john.holcomb@newson6.net, Sports: J.B. Long, jb.long@newson6.net, News Desk: news@newson6.com

KTUL NewsChannel 8 ABC, PO Box 8, Tulsa, OK 74101; Ph: 918-445-8888, Fax: 918-445-9359; Sports Director: Chris Lincoln, clincoln@ktul.com, Sports: Ruben Diaz, rdiaz@ktul.com, Sports: Rick Pendergraft, rpendergraft@ktul.com

UTAH FLASH

Drew Sellers
Director, Communications and Operations
Office: (801) 610-4438
Cell: (801) 836-5261
E-Mail: drew@utahflash.com

DIRECTIONS TO McKAY EVENT CENTER

The McKay Events Center is located on the campus of Utah Valley University in Orem, Utah.

FROM SALT LAKE INTERNATIONAL AIRPORT - Exiting the airport, veer left following directional signs to Provo. Continue south on I-215 toward Provo for approximately 10 miles. From I-215 exit onto I-15 traveling south. Continue on I-15 for approximately 28 miles. Take Exit 269 University Parkway. Turn left on UT-265,W University Parkway and go East for 0.3 miles to 800 West University Parkway. Turn left at light and veer left around college roundabout. Follow College Drive to North West end of the College. Turn right onto McKay drive.
OR
Take Exit 271 Center Street off I-15. Turn left after exiting off-ramp and go approximately .1 miles to 12th West. Take a right on 12th West and go 2 miles to the McKay Events Center.

FROM SALT LAKE CITY - Head South on I-15. Take Exit 269 University Parkway. Turn left on UT-265,W University Parkway and go east for 0.3 miles to 800 West University Parkway. Turn left at light and veer left around college roundabout. Follow College Drive to North West end of the College. Turn right onto McKay drive. OR Take Exit 271 Center Street off I-15. Turn left after exiting off-ramp and go approximately .1 miles to 12th West. Take a right on 12th West and go 2 miles to the McKay Events Center.

FROM SOUTH OF UTAH VALLEY - Head north on I-15. Take Exit 269 University Parkway. Turn right on UT-265, W University Parkway and go east for 0.3 miles to 800 West University Parkway. Turn left at light and veer left around College roundabout. Follow College Drive to North West end of the College. Turn right onto McKay drive.

MEDIA WILL CALL

Located at the ticket office on the South side of the arena. Proper identificaiton is required to pick up all tickets and credentials.

WRITERS REGUARLY ASSIGNED TO THE CLUB:

PROVO DAILY HERALD, (AM), 1555 North Freedom Blvd, Provo, UT, 84604, Main: 801-344-2550, Fax: 801-344-2985, Sports Editor: Darnell Dickson, 801-344-2555, ddickson@heraldextra.com, Beat Writer: Neil Warner, 801-344-2546, nwarner@herladextra.com.

DESERET NEWS, (AM), 30 East 100 South P.O. Box 1257, Salt Lake City, UT 84110, Main: 801-237-2161, Fax: 801-237-2543, Sports Editor: Kent Condon, 801-236-6075, kcondon@desnews.com, Writer: Tim Buckley, 801-237-8161, tbuckley@desnews.com

SALT LAKE TRIBUNE, (AM), 90 South 400 West Suite 700, Salt Lake City, UT, 84110, Main: 801-257-8100, Fax: 801-257-8950, Managing Editor, Sports and Features: Jim Patrick, 801-257-8911, jpatrick@sltrib.com, Writer: Brian Smith, 801-257-8911, bsmith@sltrib.com, Writer: Steve Luhm, 801-257-8913, luhm@sltrib.com, Columnist: Kurt Kragthorpe, 801-257-8916, kkragthorpe@sltrib.com.

RADIO BROADCASTERS

KFNZ 1320 AM, 434 Bearcat Drive, Salt Lake City, UT 84115, Main: 801-485-6700, Fax: 801-487-3569, Producer: Tony Parks, aparks@thefansports.com, Program Director: Scott Garrard, sgarrard@thefansports.com, Show Host: David Locke, 435-649-3305, dlocke@thefanssports.com

KZN 1280 AM, 515 South 700 East Suite1C, Salt Lake City, UT 84102, Main: 801-524-2600, Fax: 801-521-8100, Show Host: Kevin Graham, 801-325-9198, Kevin@1280thezone.com, Show Host: Gordon Monson, 801-524-2600, Gmonson@1280thezone.com, Program Director: Jake Scott, jake@1280thezone.com.

KALL 700 AM, 1903, West Research Way Salt Lake City, UT 84119, Main 801-956-4120, Fax: 801-956-4139, Program Director/Show Host: Bill Riley,801-956-4122, bill@kall700sports.com

TELEVISION BROADCASTERS

KSL TV NBC 5, Broadcast House 55 North 300 West, Salt Lake City, UT 84180, Main: 801-575-5535, Fax: 801-575-5560, sportsbeat@ksl.com, Sports: Tom Kirkland, 801-541-6891, tom.kirkland@ksl.com; Rod Zundel, rod.zundel@ksl.com; Sports Producers: Michael Grant, mgrant@ksl.com; David Noriega, dave.noriega@ksl.com; Assignment Desk: 801-575-5600, Fax: 801-575-5560.

KUTV TV CBS 2, 255 S. Main Street, Suite 160, Salt Lake City, UT 84111, Main: 801-973-3030, Fax: 801-839-1235. Sports Anchor: Dave Fox, foxdm@kutv2.com; David James, jamesdm@kutv2.com; Assignment Desk: 801-839-1333.

KTVX-TV ABC 4, 2175 West 1700 South, Salt Lake City, UT 84104. Main: 801-975-4401, Fax: 801-973-4176, Sports Director:

Wesley Ruff, wesley@abc4.tv, Sports Reporter: Dana Greene dana@abctv.com, Sports Reporter: Kent Rupe, kent@abc4.tv, Assignment Desk: 801-975-4401, Fax: 801-973-4176.

KSTU FOX 13, 5020 West Amelia Earhart Drive, Salt Lake City, UT 84116. Main: 801-532-1300, Fax: 801-536-1325, Sports Director: Rick Aaron, 801-536-1395, rick.aaron@fox13now.com; Sports Anchor: Mike Runge mike.runge@fox13now.com; Sports Anchor: Amy Bender, 801-5361371 amy.bender@fox13now.com; Assignment Desk: 801-536-1313, Fax: 801-536-1325.

KJZZ, IND, CH. 14, 301 West South Temple, Salt Lake City, Utah 84101 Main: (801) 537-1414, Fax: 801-325-2768, Director of Broadcasting: Jeremy Castro, jcastro@kjzz.com; Anchor, Powerhouse: Alema Harrington, aharrington@kjzz.com.

WIRE SERVICES

ASSOCIATED PRESS, 30 East 100 South Suite 200, Salt Lake, UT 84111, Main: 801-322-3405; Fax: 801-322-0051 Sports Editor/Writer: Doug Alden, dalden@ap.org